



CABINET FOR ECONOMIC DEVELOPMENT

Andy Beshear
GOVERNOR

Old Capitol Annex
300 West Broadway
Frankfort, Kentucky 40601

Jeff Noel
SECRETARY

October 31, 2022

Jay D. Hartz, Director
Legislative Research Commission
700 Capital Avenue
Frankfort, Kentucky 40601

Dear Director Hartz:

Pursuant to KRS 154.12-2035, the Cabinet for Economic Development must report annually on program activity by November 1st of each fiscal year. Enclosed are the annual reports for the following programs:

- | |
|--|
| <p>Cabinet for Economic Development</p> <ul style="list-style-type: none">• Office of Entrepreneurship and Small Business Innovation• Bluegrass State Skills Corporation (BSSC)• Economic Development Fund (EDF)• Kentucky Investment Fund Act (KIFA)• Kentucky Enterprise Initiative Act (KEIA)• Incentives for Energy-related Business Act (IEBA)• Tax Increment Financing (TIF)• Kentucky Angel Investment Tax Credit (KAITC)• Kentucky Small Business Credit Initiative (KSBCI)• Kentucky Rural Hospital Loan Program (KRHLP)• Kentucky Reinvestment Act (KRA) |
|--|

Enclosed are also lists of economic development projects approved during the fiscal year ending June 30, 2022 and all currently active economic development projects. Current information regarding project activity can also be found at <https://ced.ky.gov/> at any time.

If you have any questions regarding the reports, please contact me at (502) 782-1987.

Sincerely,

Katie Smith
Deputy Secretary & Commissioner
Department for Financial Services

cc: Christy Glass, LRC
Angelica Sanchez Vega



Office of Entrepreneurship and Small Business Innovation

Statutorily Required Annual Reports

FY 2021-2022





KY INNOVATION
CABINET FOR ECONOMIC DEVELOPMENT

Office of Entrepreneurship and Small Business Innovation

Annual Report for Fiscal Year 2022 July 1, 2021 to June 30, 2022

Submitted to:
Governor Andy Beshear and the Legislative Research Commission,
pursuant to KRS 154.12-278.

Submitted by:
Office of Entrepreneurship and Small Business Innovation
Kentucky Cabinet for Economic Development

Office of Entrepreneurship and Small Business Innovation

Pursuant to KRS 154-12-277, the Office of Entrepreneurship and Small Business Innovation (KY Innovation) within the Kentucky Cabinet for Economic Development (Cabinet) is responsible for various forms of entrepreneurship and small business assistance, including but not limited to (a) providing customer service and project management with small and minority businesses (b) assisting export development (c) administering the innovation assistance set forth in KRS 154.12-278 (d) introducing entrepreneurs to individual investors and to investment capital firms interested in start-up and early-stage financing, and (e) and collecting, summarizing, and disseminating information helpful to small businesses, including information on market research, federal, state, and local minority business programs, government procurement opportunities, and the availability of managerial assistance.

Overview

The Office of Entrepreneurship and Small Business Innovation carries out the broad responsibilities of managing and administering the state's comprehensive initiatives for entrepreneurs, innovative ventures, and associated research and development under the umbrella of "KY Innovation" within the Cabinet. KY Innovation and the Cabinet have focused on developing the pipeline of high-tech innovations, growth oriented businesses, and research-backed companies in Kentucky. Rapid advances in technology continue to accelerate transformations and create new opportunities in traditional business sectors. A diverse, vibrant innovation and entrepreneurship community is essential to adapting and driving advances in existing and emerging industries, as well as to supporting meaningful economic development within the Commonwealth.

In support of these efforts, over the previous two years, KY Innovation has refined the state's entrepreneurial agenda to efficiently help Kentucky business to launch and thrive wherever they are. There are several accomplishments to note. Over the past fiscal year, KY Innovation has:

- Refined our nationally-awarded, statewide collaborative approach to coordinating entrepreneurial support programs
- Developed stronger marketing platforms to help entrepreneurs quickly access the information they need
- Enhanced our financial incentive processes to promote access to capital and spur investment within Kentucky
- Established clear accountability and transparency measures for ourselves and our private partners
- Supported Kentucky's development of industry clusters in line with federally-directed research priorities
- Expanded outreach in support of underserved and diverse populations across Kentucky
- Coordinated with the Commission on Small Business Innovation and Advocacy to review new legislation impacting Kentucky businesses and develop a comprehensive resource of statewide programs that can support small businesses
- Served as a key resource in the essential economic recovery efforts related to the COVID-19 pandemic, 2021 tornado disaster in Western Kentucky, and 2022 flood disaster in Eastern Kentucky

KY Innovation continues to create new programs that fill critical needs and provide rapid growth opportunities. For example, in 2020, we launched Kentucky Commercialization Ventures (KCV), a public-private partnership among the state's public universities and community and technical colleges that supports access to commercialization and intellectual property education and resources in addition to talent development in ecosystem building. This effort further connects Kentucky's entrepreneurs with universities to turn Kentucky's best ideas into great businesses and high-paying jobs of the future. KCV has already won national recognition, including two coveted national awards from the U.S. Small Business Administration for its visionary work around building more inclusive R&D and business acceleration ecosystems. KY Innovation also redesigned the Kentucky Enterprise Fund (KEF) that invests in early-stage startup companies, with emphasis on investing in rural startups, and Kentucky's SBIR/STTR matching award program that matches federal grant dollars won by Kentucky's innovators to engage in impactful research via small business. These programs are thriving and supporting startups statewide.

To date, KY Innovation's programs have helped over 3,000 small businesses and assisted those clients with raising over \$1.5 Billion in funding. These companies have used the office's resources to generate over \$5.44 Billion in revenue and create over 12,000 jobs. Continuing our support of these startups and small businesses is critical to our economic recovery, as small businesses employ more than 40% of all employees in Kentucky. KY Innovation is proud that our economy continues to win national recognition for the opportunities it creates for Kentuckians to become business owners and hire within their communities. KY Innovation remains passionately committed to the success of entrepreneurship and small business growth in the Commonwealth. On behalf of our communities, KY Innovation expresses its sincerest gratitude to Governor Andy Beshear and the Kentucky Legislature for their continued support.

The following report summarizes the activities of KY Innovation from July 1, 2021, through June 30, 2022.

KY Innovation Hubs

KY Innovation's six regional Innovation Hubs are the hands-on catalysts for the expansive entrepreneurial and startup growth the Commonwealth seeks to cultivate. Each Hub, selected through a competitive RFP process, leverages local partnerships and works with other organizations, including universities, colleges, and economic development groups to assist entrepreneurs in many different industries and different stages of development. Partners include successful entrepreneurs, angels and venture capitalists, private sector companies, non-profits, local governments, and other organizations with a role to play in fostering dynamic, resilient regional economies, job growth, and globally competitive communities. Entrepreneurial ecosystems that cluster and integrate regional assets and expertise within a larger statewide collaboration are proven to maximize each area's advantages and tailor programming to their regional needs, while also invigorating the state's overall entrepreneurial ecosystem.

The KY Innovation Hubs throughout the Commonwealth represent all 120 counties. The regions include Eastern Kentucky/Appalachia (Pikeville), Greater Lexington, Greater Louisville, Northern Kentucky (Covington), Southwest Kentucky (Bowling Green), and Western Kentucky (Paducah). Regions with large geographic footprints have multiple offices and partners throughout the region. KY Innovation Hubs and their respective contractual and collaborative partners strive to increase the likelihood that high-growth, knowledge-based businesses can be launched in Kentucky and obtain both public and private investments to develop and grow.

The Hubs have served as a primary lifeline, virtual convener, and service provider for entrepreneurs throughout the global COVID-19 pandemic, showcasing their adaptability and proactive, responsive nature. Significant work continued in 2021 to identify state and local priorities, while also establishing a set of metrics that accurately assesses the health and progress of the ecosystem. KY Innovation strives to ensure equitable resources are available for all markets, so Kentucky businesses can be launched and thrive where they are.

The Hubs were able to increase impact in several important areas, including the number of startups created, in FY2022.

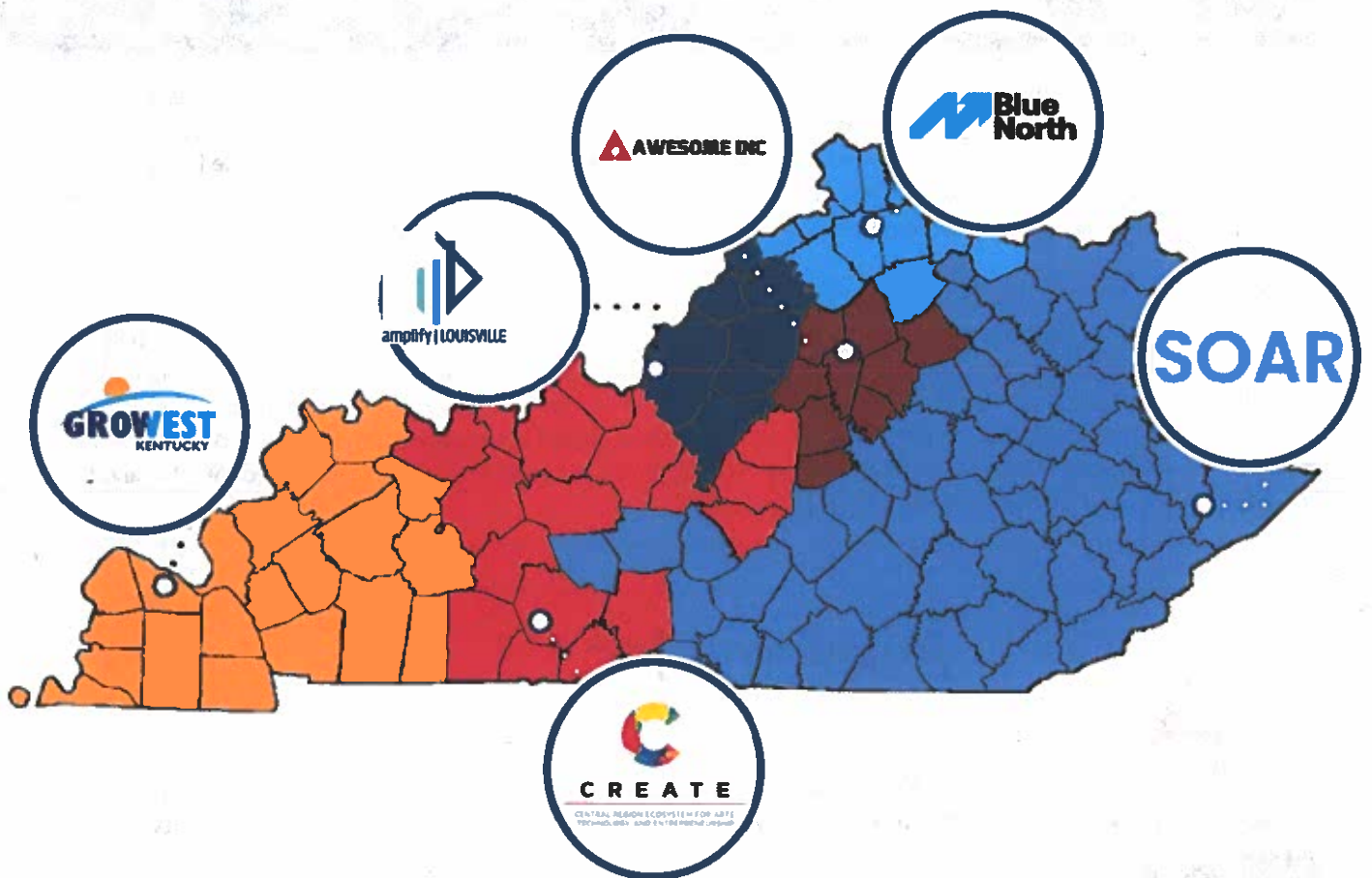


KY Innovation Hubs are managed in partnership with the Kentucky Science and Technology Corporation (KSTC), a science and technology nonprofit with over 30 years of experience leading STEM programs. KSTC has long maintained partnerships through Kentucky, managed the KY Innovation Network for nearly twenty years, and is aligned with statutory requirements for providers of such services. With respect to the Hubs, KSTC currently handles various infrastructure, database, and support functions along with managing various events and marketing for Kentucky's entrepreneurial and commercialization efforts.

Activity Highlights for Reporting

Number of Startups Created	Number of New Jobs	Number of Startup Meetings	Number of Events	Number of Event Attendees	Private Capital Raised by Startup
172	911	3,556	500	14,444	\$190 million

KY Innovation Hubs support all 120 counties across Kentucky



KY Innovation, in partnership with KSTC, hosts monthly entrepreneurship support organization (ESO) calls and quarterly impact update webinars with statewide attendance. The ESO calls are open to any KY Innovation hub or small business support organizations in the Commonwealth. The KY Innovation hubs present their most recent results on the quarterly KY Innovation hub impact call. Each of these meetings are accessible to the public via posts on YouTube.



Amplify Louisville

Bullitt County
Henry County
Jefferson County

Nelson County
Oldham County
Shelby County

Spencer County
Trimble County

amplify | LOUISVILLE

Over the past fiscal year, Amplify Louisville, Inc. supported 19 founders with 1:1 coaching, mentoring, and support. The Six of these founders were able to join a boot camp or accelerator with Amplify’s support and raised over \$800,000 in funding for their businesses. Hub also created an entrepreneur-in-residence program to support historically marginalized founders. In addition to direct support of founders, Amplify focused on supercharging those organizations focused on supporting historically marginalized founders, such as Network N’ Chill, Network of Entrepreneurial Women, Diversity Entrepreneurship Summit, Ideathon (a program within Derby Diversity Business Summit), and Queer KY.

Amplify has really helped me amplify my network. Before starting Yornest, I was a junior in college with no idea about startups. I just knew that I wanted to solve a problem that deeply resonated with me and I wanted to do something about it. Once I discovered Amplify via Larry Horn, I was blown away by the vast networks and resources they provide to the fast-growing startup community in Louisville. I got to work with an incredible network of individuals such as their entrepreneur-in-residence, Kela Ivonye, Lisa Bajorinas and many more that have helped shape me into becoming a better entrepreneur.”

-Michael Brizendine, Yornest, Inc.

“In January of 2021, my wife and I had an idea. In January 2022, we have an ed-tech startup with a full team to help us build. None of this would have been possible without both of Amplify’s entrepreneurs in residence Kela Ivonye and Natalia Bishop. Kela walked us through the process of turning an idea into a startup and brought energy and outside-the-box thinking to help us get in the best position possible to be a stand-alone start-up. Natalia offered her expertise with building a platform and even connected us with her UX designers which we are now in development with. We are extremely grateful for Amplify and the resources they offer and we hope to continue this partnership!”

- Sean & Nikki, Pep Rally



AWESOME INC

Awesome Inc.

Anderson County
Bourbon County
Boyle County

Fayette County
Franklin County
Jessamine County

Mercer County
Scott County
Woodford County

Awesome Inc., located in Lexington as well as its partners Launch Blue and BaseHere, served 508 startups and referred 351 founders to potential partners over the last fiscal year. The Lexington-based Hub assisted entrepreneurs and built upon investor and economic optimism. The team helped startups and founders in communities to navigate the uncertainties associated with COVID-19, and continues to help its region thrive. Awesome Inc. remains committed to its entrepreneurial ecosystem and assisting its region with future challenges as they introduce themselves.

“The Awesome Inc Fellowship and its coworking space have provided Synaptex with critical startup space and resources across Kentucky. Being a part of the Awesome Inc community has been integral to our early success as a startup. If you are a startup in Kentucky, you should reach out and get involved.”

- Doug Van Pelt, Synaptex



Blue North

Boone County
 Bracken County
 Campbell County
 Carroll County

Gallatin County
 Grant County
 Harrison County
 Kenton County

Mason County
 Owen County
 Pendleton County

Blue North, located in Covington, appointed Dave Knox as its Executive Director in June of the Fiscal Year 2022. Under Knox's leadership, the Hub focused on supporting underserved entrepreneurs through collaborations with Aviatra Accelerators for women entrepreneurship, MORTAR Covington for diverse entrepreneurs, and Northern Kentucky University for student entrepreneurs. Through these efforts, Blue North served over 152 startups in the Northern Kentucky region.

"Blue North has provided us with resources, mentorship, and marketing opportunities that have already generated growth within the company. Working with their team has given me meaningful connections that led to us receiving startup capital from several Kentucky investors. That funding gave us the ability to expand our team by allowing me to work full time and hire a full-time employee."

- Isaiah Kelly, Smoove Creations

CREATE



C R E A T E

CENTRAL REGION ECOSYSTEM FOR ARTS
 TECHNOLOGY, AND ENTREPRENEURSHIP

Allen County
 Barren County
 Breckinridge County
 Butler County
 Grayson County
 Hardin County

LaRue County
 Logan County
 Marion County
 Marion County
 Meade County
 Simpson County

Taylor County
 Warren County
 Washington County
 Daviess County
 Hancock County
 Ohio County

CREATE (the Central Region Ecosystem for Arts, Technology, and Entrepreneurship), located in Bowling Green and Elizabethtown, launched its new organizational branding and soft launched its new 30,000-square foot Collaborative SmartSpace during Fiscal Year 2022. The Collaborative had 50 pilot members, operated with a membership model, and provided a venue where creative people who work in the region can network, develop new concepts, and find talent. In addition, CREATE supported 112 startups and assisted in the formation of 17 new companies, partly through its 75,000-square-foot physical accelerator space in Bowling Green. The Hub also launched the website for its new CO/CREATE Talent Database, which will identify and connect professionals to local career opportunities.

"All the new programs that CREATE has launched this year cement why I continue to build and scale businesses in Bowling Green in general, and at their Innovation Campus in particular. To stay on the cutting edge, we need to be where the most innovative thinking, research, and brainstorming is happening, and I couldn't imagine a better spot than the Innovation Campus."

-Jeremy Jacobs, LobbyFox

"As a serial entrepreneur, I am very excited about the Innovation Campus at WKU and the resources CREATE continues to provide me to create and grow businesses."

-Jake Petrovic, NovoHoldings restaurant group

* The Cabinet's contract partner, Central Region Innovation and Commercialization Center (CRICC), changed their branding to CREATE in 2022. The contractual partner during the reporting period was CRICC.

GroWest



Ballard County
Caldwell County
Calloway County
Carlisle County
Christian County
Crittenden County
Fulton County

Graves County
Henderson County
Hickman County
Hopkins County
Livingston County
Lyon County
Marshall County

McCracken County
McLean County
Muhlenberg County
Todd County
Trigg County
Union County
Webster County

GroWest, headquartered in Paducah, opened Sprocket - a 10,000 square foot coworking facility - in November of 2021. The Hub's mission is to facilitate the emergence of the digital economy in Western Kentucky and Sprocket is designed to better prepare the community for that coming shift. Since its inception, Sprocket has proven to be a catalyst for startup attraction, creation, and growth. Currently, the coworking space is home to 20 young companies that have collectively created 17 new jobs. GroWest saw more than 900 attendees at its networking, special, and software training events. Moreover, some software trainees received direct work experiences as a result (3 internships and 5 new jobs).

“Sprocket has been a great catalyst for growth for PreventScripts. The team at Sprocket has helped us access new investors, partners and specifically talent to grow our team. We have just expanded our marketing and sales teams with Sprocket’s help. Having CEOs from other software companies close by helps us with advice on how to grow our software platform, especially with regard to strategically building, scaling and protecting our technology. If you are looking to build a scalable software company in Paducah, come to Sprocket.”

- Natalie Davis, MD, PreventScripts

“When Ujoin moved to Western Kentucky, GroWest immediately plugged us into the startup ecosystem locally and statewide. Since then, we’ve tapped into the exceptional resources that GroWest and the state provide. We’re excited to both grow our company in Kentucky and to give back to the startup ecosystem here.”

- Kory Payne, uJoin



SOAR

Shaping Our Appalachian Region (SOAR)

- | | | |
|--|---------------------------------|--------------------------------|
| Adair County | Hart County | Morgan County |
| Bath County | Jackson County | Nicholas County |
| Bell County | Johnson County | Owsley County |
| Boyd County | Knott County | Perry County |
| Breathitt County | Knox County | Pike County |
| Carter County | Laurel County | Powell County |
| Casey County | Lawrence County | Pulaski County |
| Clay County | Lee County | Robertson County |
| Clark County | Leslie County Letcher
County | Rockcastle County |
| Clinton County | Lewis County | Rowan County |
| Cumberland County | Lincoln County | Russell County |
| Edmonson County | Madison County | Wayne County |
| Elliott County | Magoffin County | Whitley County Wolfe
County |
| Estill County | Martin County | |
| Fleming County | McCreary County | |
| Floyd County | Menifee County | |
| Garrard County | Metcalfe County | |
| Green County Greenup
County Harlan County | Monroe County | |
| | Montgomery County | |

SOAR, located in Pikeville, launched its Complete Guide to Entrepreneurship in Eastern Kentucky and received a total of 338 downloads. This tool provided important information to those interested in entrepreneurship, and created a linkage to startups and existing businesses. Those relationships revealed entrepreneurship needs that were not being addressed by private and public entities. SOAR then created a suite of six custom-tailored Direct Services to fill those identified gaps. The services include assistance with One Page Website Development, E-Commerce, Systems for Success, One Page Business Plan, Google Services, and Digital Media.

"SOAR has been incredibly helpful and supportive from the start of our new business. They have worked to make needed connections, and introductions, and provided knowledgeable feedback as we've grown. Now as we continue to expand, they are supporting us through their suite of direct services."

-Shadow Skaggs, Murrays Autoworx

"There is absolutely no doubt in my mind that without SOAR, I would not have been able to grow my business on the scale that it has. Although passion was plentiful, having access to those like Sabrina and Kristin made it possible to build upon the information and experience they have shared with me; which has allowed The Cookie Yoda, LLC to grow beyond a home baker to a profitable and successful small commercial baking company. From their willingness to answer many questions to the redesign of an existing website, the SOAR team has been a wonderful resource that has reduced the amount of stress and allowed the focus to be where it's needed most...my customers."

-Lori Lenoir-White, The Cookie Yoda



R&D and Commercialization

SBIR-STTR Research Commercialization Program

The Small Business Innovation Research (SBIR) and Small Business Technology Transfer (STTR) program is the primary way in which the federal government funds commercialization efforts by small businesses and translational innovators across the country. The mission of the SBIR/STTR program is to support scientific excellence and technological innovation through the investment of federal research funds in critical American priorities to build a strong national economy. Through a competitive awards-based program, SBIR and STTR grants enable small businesses to explore their technological potential and provide incentives to profit from commercialization. To learn more about the federal SBIR-STTR program, please visit sbir.gov.

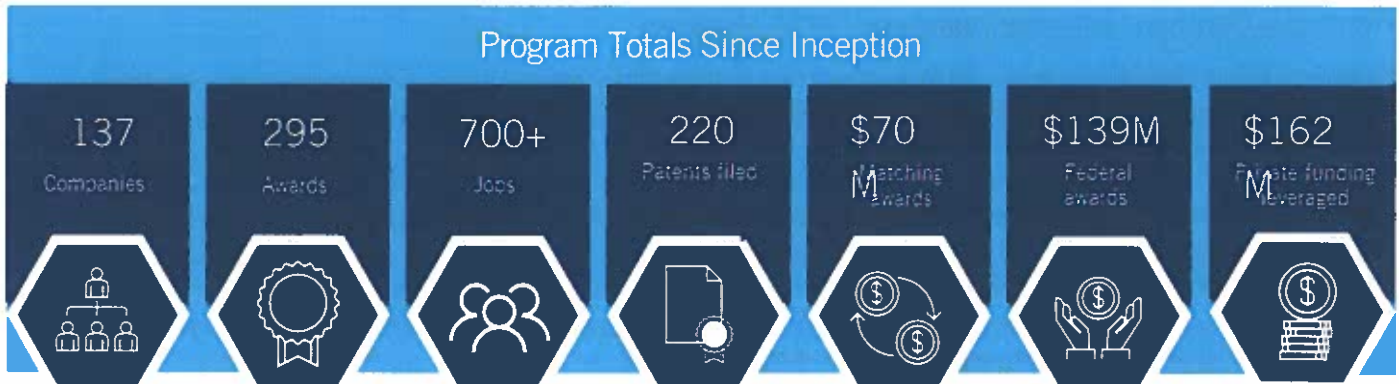
Since 2006, Kentucky has supported various programs to support Kentuckians in applying for such funds, including the creation of an SBIR/STTR matching fund program that provides non-dilutive grant funding to awardees currently in or willing to relocate to Kentucky. KY Innovation also enables partner programs that provide early-stage support to companies that are considering applying for SBIR/STTR funding, develop broad relationships with federal agencies, and seek out additional solutions to continuously support research commercialization.

The Kentucky SBIR-STTR Matching Funds Program

This nationally recognized program, the most comprehensive of its kind in the nation, matches both Phase I and Phase II federal awards received by Kentucky's small, high-tech businesses or those willing to relocate to Kentucky. During the reporting period, the program matched Phase I federal awards up to \$100,000 to support the exploration of the technical merit or feasibility of an idea or technology and up to \$150,000 for Phase II federal awards, which supports full-scale R&D. The number of Kentucky firms applying for and receiving federal awards has increased since Kentucky began the matching program. Since 2007, Kentucky has leveraged \$1.98 in federal awards for every \$1 provided in state matching awards. The 42 companies that relocated to Kentucky have attracted federal funds from six federal agencies for a total of \$46.3 million – funding that would have gone to other states if not for Kentucky's program.

Round 37	Solicitation Period March-April 2021	Number of Applications 19	Number of Awards 9
Matching Funds Awarded \$900k	Federal Grant Funding Leveraged \$4.77M	Private Investment Leveraged \$2.13M	Jobs & Average Salary 9 jobs, \$97k avg. salary

Round 38	Solicitation Period Sept-Oct 2021	Number of Applications 21	Number of Awards 9
Matching Funds Awarded \$900k	Federal Grant Funding Leveraged \$5.12M	Private Investment Leveraged \$6.36M	Jobs & Average Salary Data available late 2022



SEE APPENDIX A FOR SBIR-STTR MATCHING FUNDS RECIPIENTS

Improved Success in Obtaining Federal SBIR-STTR Awards

Since 2006, Kentucky has provided various forms of free assistance to companies and individuals in Kentucky to aid them in compiling the information necessary to apply for SBIR/STTR grants. In 2018, that program was formalized through the Kentucky Innovation Investment Program (KIIP). This program leverages existing SBIR/STTR support and matching funds and invests even more in expert consulting services to increase the number of SBIR/STTR awards in Kentucky.

During the reporting period, through the KIIP Program and partnership with KSTC's Kentucky Science and Engineering Foundation (KSEF), 79 companies were assisted in grant writing assistance and over 228 companies were assisted through educational, outreach, and training programs - all without expense to the company. During the same reporting period, SBA SBIR/STTR program reported 26 Kentucky companies received 32 federal SBIR/STTR awards, totaling \$13.8 million.

SBIR-STTR Accelerator Programs

KY Innovation funded additional support resources through targeted SBIR/STTR accelerators that helped prepare companies and inventors for applications to specific agencies. For example, the Department of Defense (DoD) is one of the largest federal funders for the SBIR/STTR program, and so the Cabinet supported a partnership between KSTC and OK Catalyst to operate two DoD SBIR/STTR proposal accelerator cohorts. KY Innovation and KSEF also added proposal accelerators to help Kentucky companies navigate the unique requirements of NASA and in the area of clean energy. During the reporting period, 36 companies enrolled and 7 submitted proposals. KSEF also facilitated 40 additional proposals with 6 federal agencies by issuing 25 micro-awards averaging \$4,912, and this support resulted in 7 federal awards.

Kentucky Commercialization Ventures (KCV) Program

Kentucky Commercialization Ventures (KCV) was launched in 2020 through the KSEF, in partnership with KY Innovation, KSTC, University of Kentucky, the University of Louisville, and the Kentucky Council on Postsecondary Education. The goal of the program is to develop a sustainable startup infrastructure and innovation culture in higher education, which is fundamental to a knowledge-based economy, while also stimulating talent attraction in the innovation and startup communities. KCV is a public-private partnership that unites Kentucky's public higher education institutions to advance innovation, intellectual property, and collaborative commercialization statewide through its service to 22 regional universities and community and technical colleges across the Commonwealth. KCV is currently administered by KSTC.

KCV served the following valued partner institutions in Fiscal Year 2022:



The KCV partnership is driven by the vision that Kentucky ideas will change and improve lives. KCV works alongside its partners to expand access to dedicated technology transfer and new venture development services statewide to the benefit of regional universities and colleges that lack these resources. The initiative is twice nationally recognized as an equitable, shared service center model that sparks organic growth in Kentucky's technology sectors, contributes to an efficient product development infrastructure, and keeps Kentucky's best ideas protected to maximize their impact to Kentucky's economic growth. In its higher education community of over 165,000 faculty, staff, and students, KCV supports more Kentuckians to participate in innovation and startup creation than ever before.

KCV's inaugural year was a year marked with uncertainty as the COVID-19 pandemic began and caused all of Kentucky's public universities and colleges to move to a virtual environment. Despite this ongoing interruption and its sweeping impact on the economic health of Kentucky, KCV persevered to support academic innovators virtually while prioritizing attraction of more innovation investment and notoriety to the state. In addition to several KCV innovator teams winning awards, the KCV initiative also won the 2021 Lab-to-Market Inclusive Innovation Ecosystem Award as well as the 2021 Growth Accelerator Fund Competition Award from the U.S. Small Business Association (SBA). KCV has also been featured by Translational Science 2021, the 2021 HHS Small Business Program Conference, VentureWell's OPEN 2021 conference, and the global 2021 AUTM Annual Conference among others.

In Fiscal Year 2022, KCV developed and launched the KCV Innovation Fellowship to provide an experiential learning program focused on commercialization. This program was designed to equip the next generation of ecosystem builders statewide with the practical skills necessary to lead the translation of Kentucky's most innovative solutions into the real-world market. Seven Fellows from several regional institutions graduated from the inaugural cohort in April 2022.

KCV also launched the KCV IMPACT COMPETITION to challenge innovators from regional institutions to create solutions relevant to the improvement of the social, health, and/or economic condition of Kentucky. Six innovators from five different regional institutions were awarded up to \$25,000 toward the further development of their ideas.

KCV's GOAL program (Growth, Opportunity, and Learning) sponsored multiple regional institutions (including state universities and community and technical colleges) to gain access to and participate in nationally recognized programs for innovation excellence. Over the course of the year, this program provided ten opportunities for regional institutions, including Launch Blue, UAccel, LaunchIt, AUTM Annual, and UIDP Mission in Motion.



Please note: A significant amount of time is required to realize the results of Kentucky innovation ecosystem grant proposals, license deals, and other commercialization transactions in maturity. The commercialization transactions number will continuously increase over time.

Selected Success Stories

Six teams from KCV partner institutions were awarded a total of \$229,808 through the Kentucky Network for Innovation & Commercialization (KYNETIC) grant program Small Business Administration (SBA).

KCV was awarded \$50,000 in the U.S. Small Business Administration's Growth Accelerator Fund Competition which was announced in conjunction with the Small Business Innovation Research (SBIR) Catalyst competition, a new component aimed at spurring investment in underrepresented communities.

Eastern Kentucky University received its first income from a KCV-supported license agreement to a faculty-led startup company, Eastern Scientific. Formed in 2020, Eastern Scientific licensed rights to EKV IP in November 2021 and has already begun making commercial sales of its product, leading to the remittance of funds back to the university.

Kentucky Community & Technical College System filed the first-ever patent application from a Kentucky community college with support from KCV. The provisional patent was for innovations in 3D printing developed at Somerset Community College.

The Kentucky Intellectual Property Alliance (KYIPA)

Additionally, KCV launched the Kentucky Intellectual Property Alliance (KYIPA) to foster an effective ecosystem and marketplace to facilitate the creation, protection, and advancement of intellectual property in Kentucky by serving as statewide connecting organization. KYIPA is administered and fiscally sponsored by KSTC.

Throughout the past year, KCV has fostered partnerships with a wide range of organizations:

- Midwest U.S. Patent and Trademark Office
- Inventors Network KY
- Invent Together
- World Intellectual Property Organization
- Cameron IP

In its first year, KYIPA:

- 81 members join
- 5 virtual events
- 219 event registrations
- 50 legal consultations

Kentucky is looking at intellectual property protection through a modern economic development lens with KYIPA. For example, KYIPA's involvement in the entrepreneurial ecosystem has led to questions surrounding intellectual property to be included in the Kentucky's future Bar exams as well as community engagement to advocate for more continuing education on intellectual property matters.



Kentucky Network for Innovation and Commercialization (KYNETIC)

In 2019, the National Institutes of Health (NIH) selected five new hubs to be part of the national Research Evaluation and Commercialization Hub (REACH) network. The Kentucky Network for Innovation and Commercialization (KYNETIC), with leadership of all of Kentucky's public universities and community and technical colleges was chosen to receive one of these prestigious REACH awards. This is a unique partnership administered by University of Kentucky (UK) and the University of Louisville (UofL), with support from Kentucky Commercialization Ventures, is a mechanism for equitable access to capital and resources for ideas that improve human health.



The purpose of the program is to help identify and bring to market technologies that could benefit human and/or public health, as well as to establish a permanent culture for commercializing ideas and research emanating from Kentucky's higher education institutions. Projects are eligible for grants of up to \$33,333 per six-month cycle and up to \$200,000 total throughout the life of the program, but all projects must compete for new or continued funding each cycle.

During the reporting period, KYNETIC adopted new processes and guidelines to guarantee that innovators from the regional universities and community and technical colleges had more opportunity to participate. The program now distributes three awards each cycle to UK and UofL respectively (as Kentucky's designated research universities), while also distributing two awards each cycle to the regionals and community and technical colleges. The program also increased efforts in outreach and education related to its member institutions through a series of trainings, informational sessions, and fireside chats offered both live and virtually.

Over two cycles in Fiscal Year 2022, KYNETIC received 32 and 38 pre-applications, respectively. Six projects were funded in Cycle 4 and nine projects were funded in Cycle 5. A few of the developments related to those recipients of funding include the following:

- A Western Kentucky University team is creating a virtual reality platform for increasing awareness of bias in child welfare decision-making
- An Eastern Kentucky University team is developing a diagnostic and therapeutic filed for patent protection and formed a startup

- A Northern Kentucky University team is developing a therapeutic device to recognize trained thoughts and wirelessly control components of a prosthetic arm
- A University of Louisville team is developing a postural control system to prevent or slow scoliosis progression in kids with spinal cord injury
- A University of Louisville team is developing a surgical device that measures bone quality in real-time to assist surgeons in selecting optimal instrumentation or bone augmentation strategies
- A University of Kentucky team is developing a novel method for the treatment of Methamphetamine Use Disorder
- A University of Kentucky team is developing a novel biologic approach for treating ovarian cancer

Kentucky Established Program to Stimulate Competitive Research (KY EPSCoR)

The purpose of the federal EPSCoR program is to help states become competitive for federal research dollars by building research infrastructure, including faculty, students and facilities. KY Innovation provides the 20% required state match for KY EPSCoR, which currently totals \$1.2 million per year. Kentucky currently has active grants with both the National Science Foundation (NSF) and NASA EPSCoR programs. The EPSCoR programs help states and jurisdictions to build infrastructure that makes Kentucky competitive and more likely to receive its fair share of federal research dollars.

KY EPSCoR is governed by a Statewide Steering Committee, as required by the federal program, which oversees budget and research decisions. Furthermore, the Committee ensures government, industry and university collaboration. Membership is comprised of university administrators, research faculty and private sector individuals. The Statewide Committee has oversight authority over KY NSF EPSCoR and NASA EPSCoR programs regarding which grant proposals go forward for consideration for funding by the respective agencies. Department of Energy (DOE) EPSCoR and DOD EPSCoR programs each have a coordinator to serve as a communication link for funding opportunities through EPSCoR, and NIH/ Institutional Development Awards (IDeA) do not require matching, so there is an EPSCoR staff available for coordination purposes. Each of the program directors oversee subcommittees with university representatives to oversee grants from each federal agency.

KY EPSCoR researchers leveraged state matching funds to obtain over \$36.2 million in follow on funding. NASA grants have yielded over a 6:1 return on investment for state matching funds since 2018, which represents a 25% increase. To date, these projects have created 261 Kentucky jobs. Historically, the NSF initiated EPSCoR and other agencies later joined; successes from the NASA EPSCoR program include seed funding that led to the development of Space Tango. NSF EPSCoR has also provided facilities seed funding for a Multiscale Nano-manufacturing node at UofL and UK, one of 16 nationally recognized nodes that help industry.

EPSCoR recognizes that students need access to scientific expertise in every state to prepare for jobs of the future. Overall 1,400 KY college students have participated in NASA Kentucky team research projects since 2010). NSF and NASA require research focused in areas tied to an economic development plan.

KY NSF EPSCoR –The Track I grant (Kentucky Advanced Manufacturing Partnership for Enhance Robotics) used \$573,739 state dollars to match \$4 million in federal dollars to conduct research on materials and robotics in support of manufacturing consistent with a statewide economic strategy. This is a five-year award with \$4 million of federal dollars per year. (Return on investment: 1 state: 7 federal). With follow-on funding, this becomes \$1:\$17. Additionally, state researchers have received Track II awards totaling \$11,826,860.

KY NASA EPSCoR – The Kentucky Space Grant Consortium received \$300,000 in state match for \$860,000 in Federal Funding (ROI 1:3). NASA EPSCoR Research Area and Research Infrastructure Development programs (RID) received \$250,000 in state match for \$950,000 federal (ROI 1:4). These programs were also matched by \$630,000 in-kind from Kentucky universities and science centers. Over \$10,000,000 in non-EPSCoR follow-on funding to support a NASA Space Technology Research Institute, five NASA Early Stage Innovation Awards, two NASA University Leadership Institutes and a mid-size competitive RI-1 grant have recently been awarded. The Kentucky Re-entry and Universal Payload System was recently flown from the International Space Station, resulting in the first university-built entry capsule to successfully transit a planetary atmosphere. It was also the first time a university flew a hypersonic vehicle, and the first time a 3D-printed heat shield flew on an entry mission. NASA touted these accomplishments at recent national meetings.

KY DOE EPSCoR – Received \$75,000 in state match for \$676,855 in three federal grants (immediate 1:9.02 ROI), including two related to advanced battery development.. Currently, two new grant proposals are pending.

DoD EPSCoR and NIH/Institutional Development Award (IDeA) don't require a state match. The NIH/IDeA program has made Kentucky the top EPSCoR program in federal funding among EPSCoR jurisdictions. They had many research programs successfully conducted during the Covid-19 pandemic.

Program Historical ROI – 1,650 jobs created, 31 companies formed or advanced from EPSCoR generated knowledge, 21 research centers formed, \$26M in research equipment.

Funding and High-Tech Business

Kentucky Enterprise Fund Program

The Kentucky Enterprise Fund Program - managed by Keyhorse Capital, the investment arm of KSTC - invests in and provides other resources to seed and early-stage companies to build strong technology-based companies in Kentucky.



A core part of the Kentucky Enterprise Fund Program is the Kentucky Enterprise Fund (KEF), which invests in seed and early-stage companies developing products and/or services targeting the life sciences, IT/Software, materials and manufacturing, environment and energy markets, and other early-stage high growth and scalable businesses. The programs function in accordance with the guidelines provided in the Kentucky Innovation Act. Those investments (K.R.S. §164.6021) are summarized as follows:

- Grants and funding of up to \$50,000 for companies exploring the feasibility of technology commercialization or projects related to feasibility studies, such as incubator and accelerator programs;
- Funding of up to \$250,000 for companies in the concept development phase of technology commercialization; and
- Funding of up to \$500,000 for companies advancing and promoting the program goals

Applicants to KEF undergo a thorough due diligence process that includes research and analysis of the applicant's management team, technology, product/service, target market, business model, financials, competitive advantages, and competitive barriers.

During the reporting period, KEF committed over \$4.7 million in awards to 45 early-stage companies in Kentucky from a pool of 137 applications. Of those awards, investments in 38 companies have been completed to date, bringing the KEF portfolio to 304 investments in 179 companies that have generated over \$1.5 billion in private co-investments and private or public follow-on investments. To date, counting investments and other grants made, KEF has provided over \$47 million to companies. As demonstrated by the below graphic, the number of potentially high-growth ventures seeking critical early-stage funding continues to far outpace KSTC's funding budget for such programs.

Applications and Awards by Fiscal Year					
	FY02-19	FY20	FY21	FY22	TOTAL
Applications Reviewed	1762	29	54	137	1982
Funds Requested	\$ 155,919,921	\$ 6,490,000	\$ 14,957,000	\$ 35,343,250	\$ 212,710,171
Number of Awards	670	8	32	49	760
Amount of Awards	\$ 49,370,441	\$ 1,000,000	\$ 4,675,000	\$ 4,728,250	\$ 59,773,691

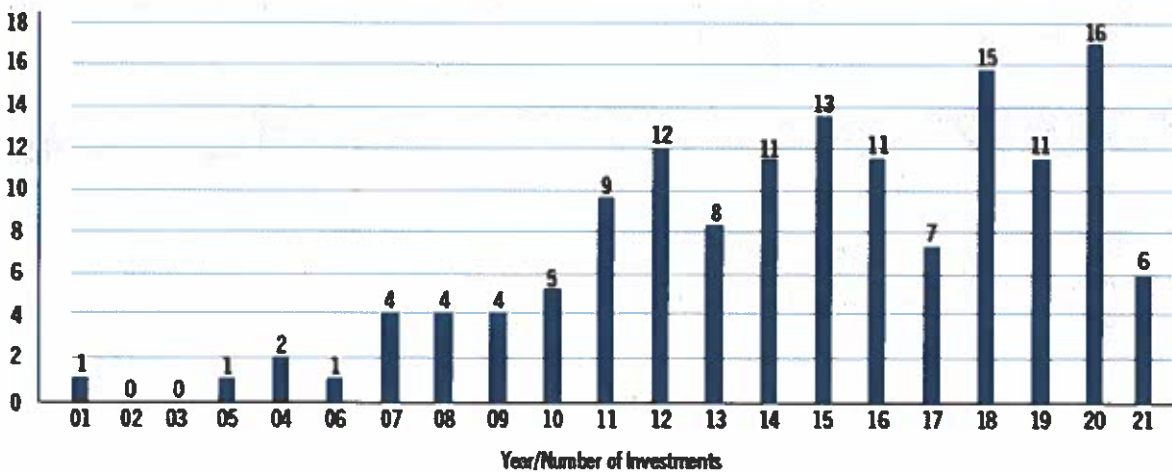
SEE APPENDIX B FOR KEF PORTFOLIO INFORMATION

Commonwealth Seed Capital (CSC)

Commonwealth Seed Capital, LLC (CSC) was established by the Kentucky Economic Development Partnership Board and serves an independent, non-profit fund that makes investments in early-stage Kentucky business entities as well as other investment funds that do the same to facilitate the commercialization of innovative ideas and technologies. Over the past year, CSC has made strides to be as transparent as possible to responsibly operate as a non-government entity overseen by the state. CSC invests in companies that have a significant Kentucky presence and the prospect for substantial growth. All CSC results listed herein are for calendar year 2021.



CSC Direct Company Investments by Year



[SEE APPENDIX C FOR CSC PORTFOLIO INFORMATION](#)

Kentucky New Energy Ventures Fund

The Kentucky New Energy Ventures Fund (KNEV) was included in House Bill 1 of the Extraordinary Session of the 2007 Kentucky General Assembly for the purpose of enabling Kentucky-based companies to undertake research, development, and commercialization in the field of alternative fuels and renewable energy. The \$5 million KNEV fund, since 2008, has funded 23 grants and 8 investments awarded to companies for a total of \$3.2 million in funding. No awards were issued during the reporting period.

High-Tech Pool Program

The High-Tech Pool Program (HTP), administered by KY Innovation, has used funds since January 2003 to assist companies and projects throughout the Commonwealth that work to support technology-based companies. All funding must be approved by the Kentucky Economic Development Finance Authority (KEDFA). No awards were issued during the reporting period.

[SEE APPENDIX D FOR HISTORICAL INFORMATION ABOUT HTP RECIPIENTS](#)

Kentucky Angel Investment Act

The Kentucky Angel Investment Tax Credit (KAITC) program began in January 2015. Subject to a statutory limit of \$3,000,000 per calendar year, the program provides up to \$200,000 in non-refundable income tax credits to qualified individual investors. The purpose of this program is to encourage investments in Kentucky small businesses, create additional jobs, and promote the development of new products and technologies.

The Cabinet reviews the eligibility of small businesses, investors, and their related investments. Qualified Small Businesses must be engaged in Bioscience, Environmental and energy technology, Health and human development, Information technology and communications, Materials science and advanced manufacturing, or Other new economy knowledge based activity. Qualified individual investors making qualified investments in qualified small businesses may be eligible for a tax credit of up to 40 percent of their investment in counties with high unemployment rates, or enhanced counties, and 25 percent in all other counties.

Applications were not accepted during calendar year 2020 pursuant to statutory changes. Following the legislative re-enactment of the program, KY Innovation resumed processing KAITC applications for Qualified Small Businesses, Qualified Investors, and Qualified Investments received on or after January 4, 2021.

FY21 Kentucky Angel Investment Tax Credit

\$4,519,545 Projected Angel Investment	\$4,344,560 Actual Angel Investment	\$1,133,261 Projected Tax Credit	\$1,089,474 Actual Angel Credit
--	--	-------------------------------------	------------------------------------

[SEE APPENDIX E FOR DETAILS ABOUT KAITC RECIPIENTS](#)

Small Business Incentives and Development

Kentucky Small Business Tax Credit (KSBTC) Program

The Kentucky Small Business Tax Credit (KSBTC) program allows eligible small businesses paying taxes imposed by KRS 141.020 (income tax on individuals), KRS 141.040 (corporation income tax), or KRS 141.0401 (limited liability entity tax) to apply for a Kentucky state income tax credit. Subject to a statutory limit of \$3,000,000 per state fiscal year, this program provides a non-refundable state income tax credit for small businesses that create and fill one or more eligible positions and invest \$5,000 or more in qualifying equipment or technology.

Applicants are eligible to receive a tax credit in an amount not to exceed the lesser of 1) \$3,500 per eligible position; or 2) the total dollar amount invested in qualifying equipment or technology. Applicants are also subject to a \$25,000 maximum tax credit cap per applicant for each calendar year. Since 2011, the KSBTC program has authorized \$11,556,914 of tax incentives for 789 recipients, with 3,434 estimated new jobs. During the reporting period, \$1,062,400 of tax incentives for 104 recipients, with 308 new jobs, were authorized.

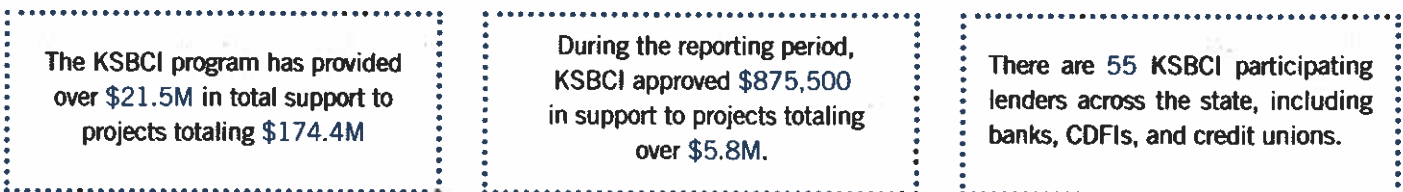
Authorized KSBTC Program Totals



[SEE APPENDIX F FOR KSBTC RECIPIENTS](#)

Kentucky Small Business Credit Initiative (KSBCI)

Through the Small Business Jobs Act of 2010, the Cabinet applied for and received approval for \$15.5 million to create the Kentucky Small Business Credit Initiative (KSBCI). In April of 2017, KEDFA authorized an additional \$5 million of bond funds from the KEDFA loan pool to fund projects through the KSBCI program. KSBCI includes three distinct credit enhancement programs designed to generate jobs and increase the availability of credit to small businesses by reducing the risk participating lenders, credit unions, and community development financial institutions assume. KSBCI leverages funding from these private lenders to help finance creditworthy small businesses that would typically fall just outside a lender's normal underwriting standards.



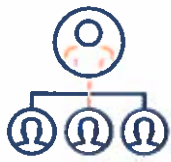
Section 3301 of the American Rescue Plan Act of 2021 reauthorized the State Small Business Credit Initiative, providing \$10 Billion to implement the second round of this program, with emphasis on access to capital for socially and economically disadvantaged communities. The U.S. Department of the Treasury (Treasury) will allocate formula and incentive-based funding to States, Territories, Washington D.C., and Tribal governments for small business financing programs. In 2021, the Cabinet submitted its application to access and deploy Kentucky's anticipated allotment of \$117 Million in access to capital funding.

[SEE APPENDIX G FOR KSBCI RECIPIENTS](#)

Kentucky Procurement Technical Assistance Center (KYPTAC)

Kentucky Procurement Technical Assistance Center (KYPTAC) promotes inclusive economic development by assisting companies with providing products and/or services to federal, state, and local governments. KYPTAC is funded in part by the federal Defense Logistics Agency and KY Innovation via matching funds. The cooperative KYPTAC agreement is managed by KSTC. In addition to helping small businesses prepare to compete for public contracts, KYPTAC professionals provide expert guidance on topics ranging from acquisition procedures and policies to cybersecurity. All services to Kentucky businesses are provided at no cost to the business owner. KY Innovation's matching funds are allocated to staffing for KYPTAC's statewide counseling services. The program added counselors in Paducah, Bowling Green, and Louisville. Other offices include Lexington, Elizabethtown, Covington, and Morehead.

During the Reporting Period



KYPTAC assisted
512 new
businesses



Provided more than
2,900 counseling
hours



Held 88
training events

Kentucky Selling Farmer Tax Credit (KSFTC)

The Kentucky Selling Farmer Tax Credit (KSFTC) program encourages continued use of agricultural land for farming by granting tax credits to selling farmers who agree to sell agricultural land and assets to beginning farmers. Farmers wanting to sell agricultural land and assets may be eligible for a Kentucky income tax credit up to 5% of the purchase price of qualifying agricultural assets, subject to a \$25,000 calendar year cap and a \$100,000 lifetime cap. The statutory program requirements are set forth in KRS 154.60-040. Sales involving immediate family members do not qualify for tax credit consideration.

Tax credits awarded through this program may be claimed against the Kentucky individual income tax imposed by KRS 141.020, the corporation income tax imposed by KRS 141.040, and the limited liability entity tax imposed by KRS 141.0401. The tax credits are non-refundable, but unused credits may be carried forward up to five years.

The total combined allocation of tax credits available for both the Kentucky Selling Farmer Tax Credit program and the Kentucky Small Business Tax Credit program is \$3,000,000 per fiscal year. Both programs draw from the same tax credit pool. During the reporting period, a total of \$100,000 in KSFTCs were approved.

[SEE APPENDIX H FOR KSFTC RECIPIENTS](#)

State Trade Expansion Program (STEP) & Kentucky Export Initiative (KEI)

The Small Business Jobs Act of 2010 created the State Trade Expansion Program (STEP) in partnership with U.S. states and territories to assist small businesses with entering and expanding into international markets.

The Cabinet receives an annual or bi-annual competitive financial award from the Small Business Administration (SBA). The Cabinet then matches a percentage of that funding. Eligible Kentucky small businesses are admitted into STEP through an application process and receive reimbursement awards for allowable activities. The Cabinet submits quarterly reports on disbursements and outcomes of grant activity to the SBA.

Following Kentucky's entry into the STEP program in 2011, the Cabinet created the Kentucky Export Initiative (KEI) to unite and streamline the efforts of Kentucky's international trade partners. The initiative's focus is to assist Kentucky companies in increasing their revenue by finding new markets for their products, with the expectation that increased revenue will create new jobs, retain current employees, and boost GDP.

The KEI website serves as the central online location of resources for Kentucky exporters. The STEP application in addition to listings of federal and state agencies in the collaboration and their resources, export facts, and events such as training, trade shows, and trade mission opportunities are posted on the website to make it easy for businesses to find information on exporting and connect with KEI partners for export assistance.

Kentucky exported over \$29.5 billion of its goods and services to 201 countries in 2021. According to the latest available data, Kentucky exports supported over 106,483 Kentucky jobs (2020). The total of all commodities exported in 2021 was a 20 percent increase over 2020 indicating a rebound from the downward trend caused by the COVID-19 pandemic and international tariffs on U.S. goods and services. Kentucky continues to gain the momentum and success that saw the Commonwealth increase its international exports for 11 consecutive years.

Kentucky companies continued to show strong interest in the STEP grant. For example, companies claimed reimbursements on activities such as participating in virtual and domestic trade shows, building e-commerce platforms, translating websites and manuals to foreign languages, designing marketing media, shipping product samples, and subscribing to U.S. Commercial Service resources such as the International Partner Search.

The SBA extended the grant period for STEP Year 9 due to the COVID-19 pandemic. CED successfully closed STEP Year 8 on time and STEP Year 9 six months ahead of the September 29, 2022 deadline.

In May 2022, the Cabinet submitted a written proposal in response to the nationally competitive SBA notice of funding opportunity (NOFO) STEP Year 10 for \$400,000 federal funds with \$133,000 matching funds for a 24-month grant. STEP Year 10, if awarded, would begin on September 30, 2022 and end on September 29, 2024 depending on the availability of funds.

A complete revamp of the STEP grant application, Export Readiness and Growth Assessment, Eligibility (new), and supporting forms was undertaken in preparation for STEP Year 10. Policies were analyzed for efficiency and alignment with SBA goals.

State Trade Expansion Program

Step Grant Year	Performance Period of Awards	Number of Reimbursements	Number of Participating Companies	Amount Reimbursed
8	September 30, 2019 - September 29, 2021	103	3	\$289,000
9	September 30, 2020 - September 29, 2022	95	9	\$297,500

STEP Testimonials

"Johnson Industries had a major cash flow problem with the onset of COVID both in foreign and domestic sales. Johnson Industries was forced to lay off about 10 employees. With the help of the SBA loans, we were able to bring those employees back to work. The loans were enough to pay our payroll as we worked toward new markets. The grant allowed us to travel to Las Vegas to meet with potential customers as well as possible distributors."

Tony Bryant, Johnson Industries

"Being at Shot Show allows us to not only have a meeting place to connect with international customers from all over the world, but also helped us build relationships with other manufacturers that play a part in the international contract fulfillment process. A lot of times we have a RFQ but can only fill a portion of the request. As we establish these connections, it can support the bid process so we can add additional items to have a better chance in being awarded the full contract. It was also good to connect with other Kentucky manufacturers at Shot Show and explore how we can all support each other to make our exporting efforts more successful".

Michelle Pandow, Caliber Armo

"Given general travel costs and language barriers when dealing with many of our current and targeted export markets, our attendance at trade shows held in countries central within key market regions is critical for us to maintain and grow business. These would include shows in Singapore for the entire Asian market, Dubai for the entire Middle East market and Germany for the entire European segment. Many of our existing and targeted customers from various countries also attend these central trade show events making it cost effective and possible to meet with them face-to-face to bolster sales opportunities. In many cases, these shows may be the only opportunity to meet in person. Although much more cost effective to travel to one country hosting a trade show, versus trips to several countries, the cost of attending these shows is high and can exceed \$25,000 per show. The STEP Grant opportunity allows us to attend more shows and significantly extend our direct sales and marketing reach to many additional foreign markets. This is our third STEP Grant success story. As a result of these funds, we have added over 10 new dealers generating an estimated over \$500,000 in new annual sales".

Stacey Meredith, WhipMix Corporation

Talent Development

Governor's School for Entrepreneurs (GSE)

The Governor's School for Entrepreneurs (GSE) continues to be a driving force for Kentucky's entrepreneurial community and has much to celebrate after another successful summer. During the summer of 2022, GSE gave 144 Kentucky teens a once-in-a-lifetime chance to ignite their entrepreneurial spirits and pitch their business startup ideas at two highly competitive Demo Days on July 2 and July 30.



More than 400 high school students applied to participate in the two residential 2022 GSE sessions that ran from June 12 to July 2 and from July 10 to July 30 at Northern Kentucky University (NKU). Teams of students developed business models, designed prototypes and pitched their startup ideas at NKU to a prestigious panel of entrepreneur judges and an audience of 300 during each of the Demo Day events. Out of 18 innovative startup ideas for a service or product developed during each session, three teams of teen entrepreneurs earned cash prizes to continue their ventures.



First Place – [Callback Consulting](#) received \$1,000 for the development of a unique service that connects talented retirees to businesses, allowing them to share their insights and expertise as needed. Team members were Ellie Roberts, a sophomore at Great Crossing High School in Scott County; Hadley Mellenkamp, a junior at St. Patrick School in Mason County; Greer Glosick, a junior at Greenwood High School in Warren County; and Evan Ferry, a junior at Hancock County High School in Hancock County.



Second Place – [Catalytic Conserver](#) an attachment that goes on catalytic converters that prevents them from being stolen off of vehicles, received \$750. Team members were Emi Mizutani, a junior at Bardstown High School in Nelson County; Martha Toney, a junior at North Oldham High School in Oldham County; Ellie Whiteside, a junior at McCracken County High School in McCracken County; and Patrick Davis, a junior at Trinity High School in Jefferson County.



Third Place – [Gambit](#) received \$500 for the development of an app that allows political candidates to efficiently canvas and reach their constituents in a new, innovative way. Team members were Hayden Watkins, a sophomore at Rowan County Senior High School in Rowan County; Luke Parsley, a junior at Lawrence County High School in Lawrence County; Noah Gibson, a junior at Scott County High School in Scott County; and Cayden Bailey, a sophomore at Greenwood High School in Warren County.

This year, GSE partnered with [Render Capital](#) and [Access Ventures](#) for a new category at Demo Day: The \$500 Reconstruct Challenge Award, given to a team with an idea focused on making the world around them a better place. MapU, an app designed to help high school students get into their dream college, program, or secure prestigious extracurricular opportunities won the award. Team members were Sanya Ajmani, a junior at North Oldham High School in Oldham County; Tate Cox, a junior at Johnson Central High School in Johnson County; Avery Leveritt, a junior at Oldham County High School in Oldham County; and Ali Kashif, a junior at North Oldham High School in Oldham County.



First Place – Pivot Parking received \$1,000 for the development of a parking service solution using radio-frequency identification (RFID) chips to notify users which parking spots are free and which are not in a garage or large lot. Team members were Zahrah Al Garawi, a junior at Fairdale High School in Jefferson County; Katherine Vonder Haar, a sophomore at Kentucky Country Day School in Jefferson County; Taylor Smith, a junior at Breckinridge County High School in Breckinridge County; and Kevin Le, a junior at Henry Clay High School in Fayette County.



Second Place – TestPeak received \$750 for the creation of a centralized, personalized and affordable platform to help reduce test anxiety and improve test scores. Team members were Lydia Charles, a junior at Frederick Douglass High School in Fayette County; Alice Hagan, a sophomore at Seton Home Study School in Woodford County; Jackson Wilson, a sophomore at Highlands High School in Campbell County; Aleia Kate Harper, a junior at Barren County High School in Barren County.



Third Place – PreCovery received \$500 for the development of an app focused on preventing and managing athletic overtraining, specifically in runners. Team members were Daniel Khi, a sophomore at Trinity Christian Academy in Fayette County; Lilly Hartman, a junior at Henry Clay High School in Fayette County; Clay Pippen, a junior at Glasgow High School in Barren County; and LeAnn Campbell, a freshman at Jackson City School in Jackson County.

The \$500 Reconstruct Challenge Award was awarded to Stay Rooted in Session 2. Stay Rooted is a resource-based event service focused on the mental health of farmers. Team members were Riley Ellison, a sophomore at Great Crossing High School in Scott County; Elaine Chan, a junior at the Ignite Institute in Boone County; Layne Pry, a sophomore at the J. Graham Brown School in Jefferson County; and Ella Gough, a sophomore at Union County High School in Union County.

GSE alumni have launched more than 30 new businesses, filed multiple patents and developed new ideas and relationships that sow the seeds for more business formation. Dozens of alumni have chosen to enroll in entrepreneurial programs at Kentucky universities and attribute this decision to the inspiration they received by attending GSE in high school. GSE fosters and empowers the commonwealth's future business owners and community leaders, giving these teens the support they need to go from high school students to business owners.



APPENDICES

Appendix A: SBIR-STTR Matching Funds Recipients (Rounds 1-36)

Award Year	Company (in reverse chronological order)	Technology Area	Matching Grant
1/2022	AmDX PrognostX Incorporated, Inc.	Human Health and Personalized Medicine	\$80,000
1/2022	Bluegrass Advanced Materials, LLC	Environmental and Energy Technologies	\$80,000
1/2022	Carina Medical LLC	Human Health and Personalized Medicine	\$140,000
1/2022	Hexalayer LLC	Environmental and Energy Technologies	\$140,000
1/2022	Hummingbird Nano, Inc.	Materials Science and Advanced Manufacturing	\$80,000
1/2022	Lepidext Inc.	Agriculture and Bioscience	\$80,000
1/2022	RalphVR, Inc.	Information Technology and New Media	\$80,000
1/2022	Signal Solutions, LLC	Agriculture and Bioscience	\$140,000
1/2022	Synaptex LLC	Human Health and Personalized Medicine	\$80,000
7/2021	Active Therapy Systems, LLC	Human Health and Personalized Medicine	\$80,000
7/2021	Adelphi Technologies, LLC	Environmental and Energy Technologies	\$80,000
7/2021	HealthTech Solutions, Inc.	Information Technology and New Media	\$125,000
7/2021	Hitron Technologies, Inc.	Environmental and Energy Technologies	\$125,000
7/2021	Inquiry Technologies, LLC	Information Technology and New Media	\$125,000
7/2021	Kentucky Imaging Technologies, LLC	Human Health and Personalized Medicine	\$80,000
7/2021	MEMStim, LLC	Materials Science and Advanced Manufacturing	\$125,000
7/2021	VerraGlo, LLC	Agriculture and Bioscience	\$80,000
7/2021	Wild Dog Physics, LLC	Human Health and Personalized Medicine	\$80,000
7/20	Pascal Tags, LLC	Materials Science and Advanced Manufacturing	\$120,000
7/20	PowerTech Water, Inc.	Environmental and Energy Technologies	\$290,000
7/20	Advanced Energy Materials, LLC	Materials Science and Advanced Manufacturing	\$290,000
7/20	MEMStim, LLC	Materials Science and Advanced Manufacturing	\$290,000
7/20	Bioptics Technology, LLC	Human Health and Development	\$120,000
7/20	Cloverleaf.me.Inc.	Information Technologies and Communication	\$290,000
7/19	Enomalies, LLC	Information Technologies and Communication	\$461,000
7/19	Hexalayer, LLC	Environmental and Energy Technologies	\$150,000
7/19	Carina Medical, LLC	Human Health and Development	\$150,000
7/19	Brockman-Hastings, LLC	Human Health and Development	\$500,000
7/19	Lagrange Scientific, LLC	Human Health and Development	\$150,000
2018	Bluegrass Advanced Materials, LLC	Human Health and Development	\$500,000
2018	PowerTech Water, Inc.	Environmental and Energy Technologies	\$150,000
2018	Signal Solutions, LLC	Biosciences	\$150,000
2018	Active Therapy Systems LLC	Human Health and Development	\$150,000
2018	Lepidext L.L.C.	Biosciences	\$100,000
2018	Liberate Medical, LLC	Human Health and Development	\$112,387
2018	Enepret Incorporated	Biosciences	\$142,584
2018	Bert Thin Films, LLC	Environmental and Energy Technologies	\$249,994
2018	Endoscopy Assist Devices, LLC	Human Health and Development	\$150,000
2018	Gismo Therapeutics Inc.	Human Health and Development	\$500,000
3/17	MosquitoMate Inc	Biosciences	\$281,483
3/17	Brockman Hastings LLC	Human Health and Development	\$312,500

Award Year	Company (in reverse chronological order)	Technology Area	Matching Grant
3/17	Advanced Energy Materials, LLC	Materials Science and Advanced Manufacturing	\$343,080
3/17	MEMStim, LLC	Materials Science and Advanced Manufacturing	\$417,425
3/17	GISMO Therapeutics Inc	Human Health and Development	\$150,000
9/16	PowerTech Water, LLC	Materials Science and Advanced Manufacturing	\$397,194
9/16	Advanced Energy Materials, LLC	Materials Science and Advanced Manufacturing	\$150,000
9/16	Liberate Medical LLC	Human Health and Development	\$250,000
9/16	IOP Technologies, LLC	Environmental and Energy Technologies	\$124,901
9/16	ORB Technologies, LLC	Environmental and Energy Technologies	\$150,000
9/16	Hera Testing Labs, Inc.	Human Health and Development	\$400,000
9/16	Lumenari (fka EIE Materials, Inc.)	Materials Science and Advanced Manufacturing	\$255,443
9/16	UHV Technology, Inc.	Human Health and Development	\$400,000
7/1/16	Pyrochem Catalyst Company	Materials Science and Advanced Manufacturing	\$390,000
7/1/16	Hummingbird Nano Inc.	Materials Science and Advanced Manufacturing	\$268,838
7/1/16	Mercury Data Systems,	Information Technology and Communications	\$378,332
4/1/16	TutorGen, Inc.	Information Technology and Communications	\$487,500
4/1/16	Odorcept, LLC	Biosciences	\$150,000
4/1/16	RedLeaf Biologics, Inc.	Biosciences	\$150,000
1/1/16	Inquiry Technologies, LLC	Information Technologies and Communication	\$99,995
1/1/16	FasCure Therapeutics, LLC	Biosciences	\$150,000
1/1/16	Ncolalde R&D LLC	Information Technologies and Communication	\$106,486
1/1/16	Endo Protech Inc.	Human Health and Development	\$500,000
1/1/16	Rosellini Scientific, LLC	Biosciences	\$150,000
1/1/16	PGXL Technologies, LLC	Biosciences	\$150,000
10/1/15	Twin Star TDS, LLC	Biosciences	\$150,000
10/1/15	Signal Solutions, LLC	Biosciences	\$499,987
10/1/15	UHV Technology Inc.	Human Health and Development	\$150,000
10/1/15	True Secure SCADA, LLC	Information Technology & Communications	\$148,721
10/1/15	ORB Technologies, LLC	Environmental and Energy Technologies	\$99,993
10/1/15	PowerTech Water, LLC	Environmental and Energy Technologies	\$150,000
10/1/15	UHV Technology, Inc.	Materials and Advanced Manufacturing	\$491,000
10/1/15	EIE Materials, Inc. (dba Lumenari)	Materials and Advanced Manufacturing	\$474,246
10/1/15	Gen Nine, Inc.	Information Technology and Communications	\$500,000
10/1/15	Biomedical Development Corporation	Human Health and Development	\$500,000
10/1/15	Sunstrand, LLC	Materials and Advanced Manufacturing	\$262,496
10/1/15	Exscien	Biosciences	\$500,000
7/1/15	Lakota Technical Solutions, Inc.	Information Technology and Communication	\$499,958
7/1/15	Hera Testing Labs	Human Health and Development	\$500,000
7/1/15	Hera Testing Labs	Human Health and Development	\$225,000
7/1/15	GISMO Therapeutics, Inc.	Human Health and Development	\$224,997
7/1/15	TutorGen, Inc.	Information Technology and Communications	\$225,000
7/1/15	TherapyX, Inc.	Biosciences	\$271,000
4/1/15	Bert Thin Films, LLC	Materials and Advanced Manufacturing	\$150,000

Award Year	Company (in reverse chronological order)	Technology Area	Matching Grant
4/1/15	Amelgo, LLC	Biosciences	\$228,215
4/1/15	Naowise	Environmental and Energy Technologies	\$149,784
4/1/15	MosquitoMate Inc.	Biosciences	\$150,000
4/1/15	Okeanos Technologies, Inc	Environmental and Energy Technologies	\$215,930
4/1/15	3P Biotechnologies, Inc.	Human Health and Development	\$150,000
1/1/15	Advanced Genomic Technologies	Human Health and Development	\$500,000
1/1/15	Advanced Energy Materials, LLC	Materials Science and Advanced Manufacturing	\$483,003
1/1/15	Mercury Data Systems, Inc.	Information Technology and Communications	\$499,760
1/1/15	Innovative Diagnostics, Inc.	Human Health and Development	\$150,000
1/1/15	Pyrochem Catalyst Company	Materials and Advanced Manufacturing	\$150,000
1/1/15	Twin Star TDS	Biosciences	\$150,000
1/1/15	MEMStim, LLC	Materials and Advanced Manufacturing	\$150,000
1/1/15	Gen9, Inc.	Information Technology and Communications	\$150,000
1/1/15	nGimat, LLC	Materials and Advanced Manufacturing	\$499,978
10/1/14	Liberate Medical, LLC	Human Health and Development	\$149,092
10/1/14	Gradient Engineering, Inc.	Materials Science and Advanced Manufacturing	\$487,490
10/1/14	MosquitoMate, Inc.	Biosciences	\$497,894
10/1/14	Minerva Systems & Technologies, LLC	Information Technology and Communications	\$149,999
10/1/14	Hummingbird Nano, Inc	Materials Science and Advanced Manufacturing	\$149,265
7/1/14	Science Tomorrow, LLC	Materials Science and Advanced Manufacturing	\$500,000
7/1/14	UHV Technologies, Inc. (dba NanoRANCH Environmental Systems, Inc.	Environmental and Energy Technologies	\$499,995
7/1/14	W-Z BioTech, LLC	Human Health and Development	\$148,843
4/1/14	Tribo Flow Separations, LLC	Environmental and Energy Technologies	\$150,000
4/1/14	WaveTech, LLC	Materials Science and Advanced Manufacturing	\$150,000
4/1/14	Angiomics, Inc.	Biosciences	\$99,506
4/1/14	Sequela, LLC	Human Health and Development	\$500,000
4/1/14	Louisville Biosciences, Inc.	Biosciences	\$249,913
4/1/14	Kentucky Imaging Technologies, LLC	Human Health and Development	\$148,821
4/1/14	PGXL Technologies, LLC	Biosciences	\$149,910
4/1/14	Info Beyond Technologies, LLC	Information Technology and Communications	\$150,000
4/1/14	Mercury Data Systems, Inc.	Information Technology and Communications	\$147,908
4/1/14	AllTranz, Inc.	Biosciences	\$500,000
4/1/14	TutorGen, Inc.	Information Technology and Communications	\$150,000
4/1/14	GISMO Therapeutics, Inc.	Biosciences	\$150,000
1/1/14	Bluegrass Advanced Materials, LLC	Biosciences	\$149,973
1/1/14	CitiLogics, Inc.	Environmental and Energy Technologies	\$150,000
1/1/14	nGimat, LLC	Materials Science and Advanced Manufacturing	\$500,000
1/1/14	Care Team Solutions, LLC	Human Health and Development	\$150,000
1/1/14	Advanced Genomic Technologies, LLC	Human Health and Development	\$150,000
1/1/14	eNormalies, LLC	Information Technologies and Communications	\$150,000

Award Year	Company (in reverse chronological order)	Technology Area	Matching Grant
1/1/14	Noveratech, LLC	Human Health and Development	\$150,000
1/1/14	Okeanos Technologies, Inc.	Environmental and Energy Technologies	\$146,100
10/1/13	Mercury Data	Information Technology and Communications	\$146,043
10/1/13	Care Team Solutions, LLC	Human Health and Development	\$149,307
10/1/13	Apiq Semiconductor, LLC	Materials Science and Advanced Manufacturing	\$150,000
10/1/13	Bauer Labs, LLC	Human Health and Development	\$150,000
10/1/13	Multi Scale Solutions, Inc.	Biosciences	\$149,982
10/1/13	Directed Energy, Inc.	Materials Science and Advanced Manufacturing	\$499,990
10/1/13	Entrepreneurial Innovation	Information Technology and Communications	\$150,000
10/1/13	Twin Star TDS	Biosciences	\$500,000
10/1/13	Tier1 Performance Solutions	Information Technology and Communications	\$499,972
10/1/13	Cytoinformatics, LLC	Information Technology and Communications	\$150,000
10/1/13	Nicolalde R&D LLC	Human Health and Development	\$142,603
10/1/13	Orthopeutics, LP	Biosciences	\$150,000
10/1/13	Science Tomorrow, LLC	Materials Science and Advanced Manufacturing	\$149,191
7/1/13	Naprogenix, Inc.	Biosciences	\$499,684
7/1/13	Alkymos, Inc.	Human Health and Development	\$213,542
7/1/13	Signal Solutions, LLC	Biosciences	\$150,000
7/1/13	NOHMs Technologies, Inc.	Environmental and Energy Technologies	\$325,000
4/1/13	Advanced Energy Materials	Materials Science and Advanced Manufacturing	\$150,000
4/1/13	Vindico NanoBioTechnology, Inc.	Biosciences	\$150,000
1/1/13	New Global Systems for Intelligent Transportation Management	Information Technology and Communications	\$500,000
1/1/13	Hitron Technologies, Inc.	Materials Science and Advanced Manufacturing	\$250,000
1/1/13	SCR, Inc.	Human Health and Development	\$500,000
1/1/13	CoPlex Therapeutics	Biosciences	\$99,791
1/1/13	NuForm Materials, LLC	Human Health and Development	\$149,998
1/1/13	3P Biotechnologies, Inc.	Human Health and Development	\$150,000
1/1/13	Four Tigers, LLC	Human Health and Development	\$317,040
1/1/13	Advanced Cancer Therapeutics	Human Health and Development	\$150,000
10/1/12	EndoProtech, Inc.	Human Health and Development	\$150,000
10/1/12	Biomedical Development Corporation	Human Health and Development	\$299,915
10/1/12	Biomedical Development Corporation	Human Health and Development	\$150,000
10/1/12	Minerva Systems & Technologies, LLC	Information Technology and Communications	\$148,260
10/1/12	MosquitoMate, Inc.	Biosciences	\$150,000
10/1/12	AllTranz, Inc.	Biosciences	\$150,000
10/1/12	Rigid Solutions, LLC	Materials Science and Advanced Manufacturing	\$149,999
10/1/12	Okeanos Technologies, Inc.	Environmental and Energy Technologies	\$79,264
7/1/12	Noveratech	Human Health and Development	\$150,000
7/1/12	Regenerex LLC	Biosciences	\$150,000
7/1/12	Vindico NanoBio Technology Inc.	Biosciences	\$150,000

Award Year	Company (in reverse chronological order)	Technology Area	Matching Grant
7/1/12	Brockman Hastings LLC	Human Health and Development	\$150,000
7/1/12	Innovative Energy Solutions	Environmental and Energy Technologies	\$252,810
7/1/12	Invenio Therapeutics	Biosciences	\$150,000
7/1/12	InfoBeyond LLC	Information Technology and Communications	\$256,783
7/1/12	TeleHealth Holdings LLC	Human Health and Development	\$100,000
7/1/12	TeleHealth Holdings LLC	Human Health and Development	\$150,000
4/1/12	Minerva Systems and Technologies LLC	Information Technology and Communications	\$337,018
4/1/12	Wilson's Cedar Point Farms	Biosciences	\$99,961
4/1/12	Sequela LLC	Human Health and Development	\$150,000
4/1/12	Alcomed Inc.	Biosciences	\$500,000
1/1/12	Amelgo LLC	Biosciences	\$100,000
1/1/12	Regenerex LLC	Biosciences	\$500,000
1/1/12	AMT Nano	Materials Science and Advanced Manufacturing	\$90,000
1/1/12	customKYnetics Inc.	Human Health and Development	\$494,458
1/1/12	Transposagen Biopharmaceuticals Inc.	Human Health and Development	\$500,000
1/1/12	Invenio Therapeutics	Human Health and Development	\$434,480
1/1/12	nGimat	Materials Science and Advanced Manufacturing	\$374,996
1/1/12	Tier1 Performance Solutions Inc.	Information Technology and Communications	\$396,000
1/1/12	Bexion Pharmaceuticals Inc.	Biosciences	\$500,000
10/1/11	ParaTechs Corporation	Human Health and Development	\$459,478
10/1/11	AllTranz Inc.	Biosciences	\$150,000
10/1/11	W-Z BioTech LLC	Human Health and Development	\$150,000
7/1/11	ATI, Inc.	Materials Science and Advanced Manufacturing	\$98,748
7/1/11	3H Company	Environmental and Energy Technologies	\$232,212
7/1/11	Advanced Genomic Technology	Health and Human Development	\$500,000
4/1/11	nGimat	Materials Science and Advanced Manufacturing	\$500,000
4/1/11	Orthopeutics	Health and Human Development	\$359,400
4/1/11	NaugaNeedles	Materials Science and Advanced Manufacturing	\$375,758
2/1/11	Alkymos	Biosciences	\$500,000
2/1/11	Advanced Energy Materials	Environmental and Energy Technologies	\$150,000
2/1/11	Alcomed	Health and Human Development	\$150,000
2/1/11	Scout Diagnostics	Biosciences	\$435,600
2/1/11	Global Quality Corp.	Information Technology and Communications	\$364,990
2/1/11	Louisville Biosciences	Biosciences	\$249,913
2/1/11	Bexion Pharmaceuticals	Health and Human Development	\$500,000
11/1/10	Transposagen Biopharmaceuticals	Biosciences	\$499,936
11/1/10	SureGene	Health and Human Development	\$365,579
11/1/10	Exatherm	Health and Human Development	\$500,000
11/1/10	ParaTechs Corp.	Health and Human Development	\$111,002
11/1/10	customKYnetics	Health and Human Development	\$147,783
11/1/10	NuForm Materials	Materials Science and Advanced Manufacturing	\$149,996
11/1/10	InfoBeyond Technology	Information Technology and Communications	\$99,000

Award Year	Company (in reverse chronological order)	Technology Area	Matching Grant
7/1/10	Advanced Dynamics	Information Technology and Communications	\$364,999
7/1/10	Vindico NanoBio Technologies	Health and Human Development	\$100,000
7/1/10	Advanced Genomic Technologies	Biosciences	\$100,000
7/1/10	Talon Technologies	Materials Science and Advanced Manufacturing	\$99,996
7/1/10	3H Company	Environmental and Energy Technologies	\$267,786
7/1/10	Orthopeutics	Biosciences	\$408,000
7/1/10	nGimat	Materials Science and Advanced Manufacturing	\$500,000
3/1/10	NaugaNeedles	Materials Science and Advanced Manufacturing	\$100,000
3/1/10	Atkins and Pearce	Environmental and Energy Technologies	\$99,983
3/1/10	Oraceuticals	Biosciences	\$100,000
3/1/10	Vision Dynamics	Materials Science and Advanced Manufacturing	\$100,000
3/1/10	TiER1 Performance Solutions	Information Technology and Communications	\$395,000
1/1/10	Topasol	Materials Science and Advanced Manufacturing	\$251,000
1/1/10	Pharmacogenetics Diagnostic Laboratory	Biosciences	\$375,000
1/1/10	NuForm Materials	Materials Science and Manufacturing	\$314,000
1/1/10	SCR	Health and Human Development	\$430,000
1/1/10	ApolImmune	Biosciences	\$430,000
1/1/10	Four Tigers	Human Health and Development	\$100,000
1/1/10	3H Company	Environmental and Energy Technologies	\$99,989
1/1/10	Transposagen Biopharmaceuticals	Human Health and Development	\$100,000
1/1/10	NaugaNeedles	Materials Science and Manufacturing	\$100,000
10/1/09	SureGene	Human Health and Development	\$361,939
10/1/09	EndoProtech	Human Health and Development	\$270,000
10/1/09	Vision Dynamics	Materials Science and Manufacturing	\$250,000
10/1/09	Louisville Biosciences	Biosciences	\$99,801
10/1/09	Adaptive Intelligent Systems	Materials and Advanced Manufacturing	\$449,966
6/1/09	Advanced Dynamics	Information Technology and Communications	\$99,917
5/1/09	ParaTechs	Human Health and Development	\$100,000
4/1/09	Transposagen Biopharmaceuticals	Biosciences	\$100,000
4/1/09	NeoCytex Biopharmaceuticals	Biosciences	\$100,000
3/1/09	TiER1 Performance Solutions	Information Technology and Communications	\$99,982
3/1/09	Synergetic Technologies	Materials Science and Advanced Manufacturing	\$99,666
2/1/09	ATI	Materials Science and Advanced Manufacturing	\$99,838
2/1/09	3H Company	Environmental and Energy Technologies	\$99,998
1/1/09	Bexion Pharmaceuticals	Biosciences	\$99,965
11/1/08	Advanced Intelligent Systems	Materials Science and Advanced Manufacturing	\$100,000
11/1/08	ApolImmune	Biosciences	\$100,000
10/1/08	ApolImmune	Biosciences	\$500,000
10/1/08	Naprogenix	Biosciences	\$199,000
10/1/08	SCR	Human Health and Development	\$500,000
10/1/08	Pharmacogenetics Diagnostic Laboratory	Biosciences	\$500,000
9/1/08	Adaptive Intelligent Systems	Materials Science and Advanced Manufacturing	\$599,678

Award Year	Company (in reverse chronological order)	Technology Area	Matching Grant
9/1/08	customKYnetics	Human Health and Development	\$741,809
9/1/08	Mersive Technologies (D)	Information Technology and Communications	\$499,564
9/1/08	Turbo Wheelchairs Company	Human Health and Development	\$741,924
7/1/08	Allylix	Biosciences	\$100,000
7/1/08	NeoCytex Biopharmaceuticals	Biosciences	\$100,000
7/1/08	Sequela	Human Health and Development	\$965,273
7/1/08	Tova Industries	Information Technology and Communications	\$80,000
6/1/08	Alkymos	Human Health and Development	\$99,646
6/1/08	Atkins & Pearce	Materials Science and Advanced Manufacturing	\$88,900
6/1/08	Stallion Therapeutics	Human Health and Development	\$100,000
4/1/08	customKYnetics	Human Health and Development	\$100,000
4/1/08	Direct i2i	Information Technology and Communications	\$100,000
4/1/08	Peptides International	Biosciences	\$100,000
4/1/08	Adaptive Intelligent Systems	Materials Science and Advanced Manufacturing	\$100,000
3/1/08	Novera	Biosciences	\$846,500
3/1/08	Topasol	Materials Science and Advanced Manufacturing	\$99,100
3/1/08	NuForm Materials	Materials Science and Advanced Manufacturing	\$98,602
2/1/08	Vision Dynamics	Materials Science and Advanced Manufacturing	\$99,589
1/1/08	Assenti	Biosciences	\$374,985
1/1/08	Transposagen Biopharmaceuticals	Biosciences	\$1,000,000
1/1/08	Tribo Flow Separations	Biosciences	\$100,000
1/1/08	Advanced Dynamics	Information Technology and Communications	\$599,990
12/1/07	Alltranz	Human Health and Development	\$100,000
11/1/07	Pharmacogenetics Diagnostic Laboratory	Biosciences	\$100,000
11/1/07	Advanced Dynamics	Information Technology and Communications	\$99,999
10/1/07	SCR	Health and Human Development	\$100,000
10/1/07	Naprogenix	Biosciences	\$498,460
10/1/07	Naprogenix	Biosciences	\$100,000
10/1/07	ParaTechs	Biosciences	\$743,666
10/1/07	Apolmmune	Biosciences	\$100,000
7/1/07	Hosting.com (D)	Information Technology and Communications	\$100,000
7/1/07	Sequela	Health and Human Development	\$100,000
7/1/07	Scout Diagnostics	Health and Human Development	\$99,843
6/1/07	Wilson's Cedar Point Farms	Biosciences	\$79,729
5/1/07	Advanced Dynamics	Information Technology and Communications	\$99,900
4/1/07	Regenerex	Human Health and Development	\$100,000
4/1/07	Topasol	Materials Science and Advanced Manufacturing	\$78,000
4/1/07	Neathery Technologies	Environmental and Energy technologies	\$70,000
3/1/07	Oraceuticals	Health and Human Development	\$100,000
3/1/07	Naprogenix	Health and Human Development	\$100,000
3/1/07	Lumenware	Information Technology and Communications	\$100,000
3/1/07	Adaptive Intelligent Systems	Materials Science and Advanced Manufacturing	\$69,999
3/1/07	ParaTechs	Biosciences	\$80,000

Award Year	Company (in reverse chronological order)	Technology Area	Matching Grant
3/1/07	Potentia Pharmaceuticals	Health and Human Development/Biosciences	\$100,000
3/1/07	SureGene	Health and Human Development	\$100,000
3/1/07	ECM Biosciences	Biosciences	\$100,000
3/1/07	ApolImmune	Biosciences	\$100,000
3/1/07	Mersive Technologies (D)	Information Technology and Communications	\$98,222
3/1/07	SCR	Human Health and Development	\$100,000
3/1/07	customKYnetics	Human Health and Development	\$100,000
Total for Approved Matching Grants:			\$68,281,736

Appendix B: KEF Portfolio Information KEF Investments in FY22

Company	Location	Focus Area	Cash Investment
ALT Distilling	Nelson	Material/Manufacturing	\$100,000.00
C2 Keep	Jefferson	Technology/Software	\$60,000.00
Community Treatment & Tracking Solutions (CTTS)	Whitley	Technology/Software	\$50,000.00
Enviro-Fresh	McCracken	Material/Manufacturing	\$50,000.00
EZ Chow	Jefferson	Technology/Software	\$50,000.00
EZ Holdings (EZ Turn)	Fayette	Technology/Software	\$50,000.00
Fair Chance Works	Laurel	Technology/Software	\$50,000.00
FlyWire	Fayette	Environmental/Energy	\$150,000.00
FreshFry	Jefferson	Material/Manufacturing	\$105,000.00
GoodMaps	Jefferson	Technology/Software	\$200,000.00
GoWild	Oldham	Technology/Software	\$300,000.00
Humblebrag	Fayette	Technology/Software	\$50,000.00
Innovative Therapeutix	Jefferson	Biotech/Life Sciences/Healthcare	\$25,000.00
Legal Gantt	Jefferson	Technology/Software	\$50,000.00
Limitless	Jefferson	Technology/Software	\$5,000.00
Lok-N-Blok (Plastiblok)	McCracken	Material/Manufacturing	\$500,000.00
Melanated Healthcare	Jefferson	Technology/Software	\$50,000.00
Modica	Jefferson	Material/Manufacturing	\$50,000.00
Moolathon	Oldham	Technology/Software	\$25,000.00
NASCEND	Jefferson	Technology/Software	\$49,920.00
Nexosome Oncology	Jefferson	Biotech/Life Sciences/Healthcare	\$320,000.00
OmniLife (Healthtech Solutions)	Fayette	Biotech/Life Sciences/Healthcare	\$100,000.00
OrgVitals	Jefferson	Technology/Software	\$205,000.00
Parasight Systems	Fayette	Technology/Software	\$249,997.60
PreventScripts (Personal Medicine Plus)	McCracken	Biotech/Life Sciences/Healthcare	\$40,000.00
PyroChem Catalyst Company	Jefferson	Material/Manufacturing	\$100,000.00
RAADZ	Jefferson	Technology/Software	\$63,250.00
RaveOn Sports	Fayette	Technology/Software	\$25,000.00
Repaytient	Jefferson	Technology/Software	\$25,000.00
Resound	Jefferson	Technology/Software	\$250,000.00
Seamly Systems	McCracken	Technology/Software	\$50,000.00
Smoove Creations	Campbell	Material/Manufacturing	\$50,000.00
Symba	Jefferson	Technology/Software	\$75,000.00
Synaptek	Fayette	Biotech/Life Sciences/Healthcare	\$150,000.00
UJoin	Calloway	Technology/Software	\$50,000.00
Victory Hemp Foods	Carroll	Material/Manufacturing	\$399,999.88
VSimple	Jefferson	Technology/Software	\$200,000.00
Working Title Labs	Jefferson	Technology/Software	\$50,000.00
Xena Intelligence	Jefferson	Technology/Software	\$25,000.00

Xiled Inc.	Pike	Technology/Software	\$50,000.00
XpressRun	Jefferson	Technology/Software	\$50,000.00
Yornest	Jefferson	Technology/Software	\$100,000.00

KEF Portfolio Information through FY22

The majority of KEF portfolio clients are working with a Kentucky university or college. Through the end of FY21, 62% of KEF investments have a Kentucky university or college as a partner, meaning that the company has spun out from the partner, is building a product or service based on intellectual property from the partner, or has partnered with the school for development.

#	Company	Status	Location	Industry	University Affiliation	# of Investment
1	Advanced Cancer Therapeutics	Monitored	Jefferson	Biotech/Life Sciences/Health-care	UL	3
2	Agri-Grow Technologies	Exited	Fayette	Environmental/Energy	UK	1
3	Allylix	Exited	Fayette	Biotech/Life Sciences/Health-care	UK	3
4	ALT Distilling	Monitored	Nelson	Material/Manufacturing	n/a	1
5	Apellis Pharmaceuticals	Exited	Oldham	Biotech/Life Sciences/Health-care	UL	5
6	Apoimmune	Exited	Jefferson	Biotech/Life Sciences/Health-care	UL	5
7	Aptamera	Exited	Jefferson	Biotech/Life Sciences/Health-care	UL	1
8	Athenic Systems	Exited	Fayette	Technology/Software	UK	1
9	Baltech (Harris Technology)	Monitored	Boyd	Material/Manufacturing	n/a	1
10	BehaVR	Monitored	Hardin	Biotech/Life Sciences/Health-care	n/a	2
11	BellaNovus Development Company	Exited	Jefferson	Biotech/Life Sciences/Health-care	UL	1
12	Bexion Pharmaceuticals	Monitored	Boone	Biotech/Life Sciences/Health-care	n/a	2
13	Blue Sky Case Management	Monitored	Jefferson	Technology/Software	n/a	1
14	BrainSTEM	Monitored	Jefferson	Technology/Software	n/a	1
15	Buswell Energy	Exited	Madison	Environmental/Energy	UK	2
16	C2 Keep	Monitored	Jefferson	Technology/Software	n/a	1
17	Ceptaris Therapeutics	Exited	Fayette	Biotech/Life Sciences/Health-care	UK	1
18	ChipRx	Exited	Fayette	Biotech/Life Sciences/Health-care	UK	1
19	Cloverleaf	Monitored	Campbell	Technology/Software	NKU	2
20	Cobra Stylet	Monitored	Jefferson	Biotech/Life Sciences/Health-care	UL	2
21	Cognision	Monitored	Jefferson	Biotech/Life Sciences/Health-care	UL	2

22	Collabra	Exited	Jefferson	Technology/Software	n/a	1
23	Community Treatment & Tracking Solutions (CTTS)	Monitored	Whitley	Technology/Software	n/a	1
24	Conexus	Exited	Jefferson	Technology/Software	n/a	1
25	Construction Industry Resources	Monitored	Fayette	Technology/Software	n/a	1
26	Control my ADHD	Exited		Biotech/Life Sciences/Health-care	UK	1
27	CountIt	Monitored	Jefferson	Technology/Software	n/a	1
28	CredentialedCare	Exited	Jefferson	Biotech/Life Sciences/Health-care	n/a	1
29	Credit Fair-E	Exited	Jefferson	Technology/Software	n/a	1
30	CrownMob	Exited	Kenton	Technology/Software	n/a	1
31	Cuddle Clones	Exited	Jefferson	Material/Manufacturing		1
32	Curio Learning	Monitored	Jefferson	Technology/Software	n/a	1
33	dbaDIRECT	Exited	Boone	Technology/Software	n/a	1
34	Dito Solutions	Exited	Boone	Technology/Software	n/a	1
35	Earthineer	Exited	Gallatin	Technology/Software	NKU	5
36	EdjSports	Exited	Jefferson	Technology/Software	UL	1
37	Elektra	Exited	Hardin	Biotech/Life Sciences/Health-care	UL	1
38	EndoProtech	Monitored	Jefferson	Biotech/Life Sciences/Health-care	UL	1
39	Enviro-Fresh	Monitored	McCracken	Material/Manufacturing	n/a	1
40	EZ Chow	Monitored	Jefferson	Technology/Software	n/a	1
41	EZ Holdings	Monitored	Fayette	Technology/Software	UK	1
42	Fair Chance Works	Monitored	Laurel	Technology/Software	n/a	1
43	FanGo Software Systems	Exited	Fayette	Technology/Software	UK	1
44	Feet to the Fire Writers' Workshops	Monitored	Jefferson	Biotech/Life Sciences/Health-care	n/a	1
45	Float Money	Exited	Fayette	Technology/Software	n/a	4
46	FlyWire	Monitored	Fayette	Environmental/Energy	UK	2
47	FreshFry	Monitored	Jefferson	Material/Manufacturing	UL	4
48	Global Shelter Systems (HESCO)	Exited	Campbell	Material/Manufacturing	UK	2
49	Gnarus Systems	Monitored	Jefferson	Biotech/Life Sciences/Health-care	UL	1
50	GoodMaps	Monitored	Jefferson	Technology/Software	n/a	1
51	GoWild	Monitored	Oldham	Technology/Software	n/a	2
52	Griffin Residuals	Monitored	Ohio	Environmental/Energy	WKU	3
53	Gryphon Environmental	Monitored	Ohio	Material/Manufacturing	WKU	2
54	Gun Media	Monitored	Fayette	Technology/Software	n/a	4
55	HANDLE	Monitored	Oldham	Biotech/Life Sciences/Health-care	n/a	4
56	High Tide Technologies	Exited	Warren	Technology/Software	WKU	1

57	Hijro Network (Fluent)	Exited	Fayette	Technology/Software	n/a	1
58	Hippo Manager	Exited	Fayette	Technology/Software	n/a	4
59	Hollison Technologies	Monitored	Daviess	Material/Manufacturing	n/a	2
60	Hometeam Digital	Exited	Hardin	Technology/Software	n/a	1
61	Humblebrag	Monitored	Fayette	Technology/Software	n/a	1
62	HuMed Technologies	Monitored	Fayette	Biotech/Life Sciences/Health-care	UK	1
63	Hummingbird Nano	Monitored	Fayette	Material/Manufacturing	UK	2
64	IF Technologies	Exited	Fayette	Technology/Software	n/a	6
65	ImmunoTheragnostics	Exited	Jefferson	Biotech/Life Sciences/Health-care	UL	1
66	InnoRem	Exited	Jefferson	Biotech/Life Sciences/Health-care	UL	1
67	Innovative Therapeutix	Monitored	Jefferson	Biotech/Life Sciences/Health-care	UL	3
68	INOR	Exited	Fayette	Biotech/Life Sciences/Health-care	n/a	1
69	Intellirod Spine	Exited	Jefferson	Biotech/Life Sciences/Health-care	UL	2
70	Intrepid Bioinformatics Solutions	Exited	Jefferson	Biotech/Life Sciences/Health-care	UL	1
71	iPillBox	Exited	Jefferson	Biotech/Life Sciences/Health-care	n/a	1
72	Irvine Technologies	Exited	Estill	Material/Manufacturing	n/a	1
73	Jacobs Automation	Exited	Boone	Material/Manufacturing	n/a	5
74	Kentucky Wool Society	Exited	Bourbon	Material/Manufacturing	UK	1
75	LDG Sleep Technologies	Exited	Jefferson	Biotech/Life Sciences/Health-care	UK	1
76	Legal Gantt	Monitored	Jefferson	Technology/Software	NKU	4
77	LevTech	Exited	Fayette	Material/Manufacturing	UK	1
78	Liberate Medical	Monitored	Oldham	Biotech/Life Sciences/Health-care	UL	2
79	Lift3D	Exited	Jefferson	Biotech/Life Sciences/Health-care	n/a	1
80	Limitless	Monitored	Jefferson	Technology/Software	n/a	1
81	LocalBride	Exited	Fayette	Technology/Software	UK	1
82	Lok-N-Blok (Plastiblok)	Monitored	McCracken	Material/Manufacturing	n/a	1
83	Lorinth's Lab	Exited	Jefferson	Technology/Software	UK	1
84	LPD	Exited	Kenton	Material/Manufacturing	NKU	1
85	Lumenari	Exited	Fayette	Material/Manufacturing	n/a	1
86	MailHaven	Exited	Jefferson	Material/Manufacturing	n/a	1
87	Medbiomarkers	Exited	Jefferson	Biotech/Life Sciences/Health-care	n/a	1
88	Melanated Healthcare	Monitored	Jefferson	Technology/Software	UL	1
89	Mersive Technologies	Exited	Fayette	Technology/Software	UK	1
90	Metromojo	Exited	Jefferson	Technology/Software	n/a	2

91	MobileServe	Monitored	Jefferson	Technology/Software	UL	2
92	Modica	Monitored	Jefferson	Material/Manufacturing	n/a	1
93	Moolathon	Monitored	Oldham	Technology/Software	n/a	2
94	MPI (Murty Pharmaceuticals)	Exited	Fayette	Biotech/Life Sciences/Health-care	Murray St	1
95	Naprogenix	Monitored	Fayette	Biotech/Life Sciences/Health-care	UK	2
96	NASCEND	Monitored	Jefferson	Technology/Software	n/a	1
97	Nebecor	Exited	Powell	Material/Manufacturing	UK	1
98	Net Quest Services	Exited	Jefferson	Biotech/Life Sciences/Health-care	UK	1
99	Neuro Atlas	Exited	Jefferson	Biotech/Life Sciences/Health-care	UL	1
100	Nexosome Oncology	Monitored	Jefferson	Biotech/Life Sciences/Health-care	UL	1
101	Nomad Innovations	Exited	Jefferson	Technology/Software	n/a	1
102	Novobrace (Equinext)	Exited	Fayette	Biotech/Life Sciences/Health-care	UK	2
103	NX Development Corp	Exited	Jefferson	Biotech/Life Sciences/Health-care	UL	2
104	NX PharmaGen	Monitored	Jefferson	Biotech/Life Sciences/Health-care	UL	4
105	NX Prenatal	Monitored	Jefferson	Biotech/Life Sciences/Health-care	UL	3
106	Nymbi Systems	Monitored	Fayette	Biotech/Life Sciences/Health-care	n/a	1
107	OmniLife (Healthtech Solutions)	Monitored	Fayette	Biotech/Life Sciences/Health-care	n/a	2
108	On Call Central (Acumantra Solutions)	Exited	Kenton	Technology/Software	n/a	1
109	Onovative	Exited	Jefferson	Technology/Software	n/a	2
110	OrgVitals	Monitored	Jefferson	Technology/Software	UL	2
111	Parasight Systems	Monitored	Fayette	Technology/Software	UK	2
112	ParaTechs	Exited	Fayette	Biotech/Life Sciences/Health-care	UK	1
113	ParkVu Holdings	Exited	Jefferson	Technology/Software	n/a	2
114	Pavr Solutions	Monitored	Jefferson	Technology/Software	n/a	1
115	PeopleStrategy	Exited	Boone	Technology/Software	WKU	1
116	Podchaser	Monitored	Jefferson	Technology/Software	n/a	2
117	Potentia Pharmaceuticals	Exited	Jefferson	Biotech/Life Sciences/Health-care	UL	2
118	PowerTech Water (Electramet)	Monitored	Fayette	Environmental/Energy	UK	4
119	Pradama	Exited	Jefferson	Biotech/Life Sciences/Health-care	UL	3
120	PreventScripts (Personal Medicine Plus)	Monitored	McCracken	Biotech/Life Sciences/Health-care	n/a	2
121	PyroChem Catalyst Company	Monitored	Jefferson	Material/Manufacturing	n/a	2

122	Quantum Leap	Exited	Jefferson	Technology/Software	n/a	1
123	RAADZ	Monitored	Jefferson	Technology/Software	WKU	3
124	RaveOn Sports	Monitored	Fayette	Technology/Software	n/a	1
125	RDT2M	Exited	Franklin	Technology/Software	n/a	1
126	Regenerex (Talaris Therapeutics)	Exited	Jefferson	Biotech/Life Sciences/Healthcare	UL	1
127	Repaytient	Monitored	Jefferson	Technology/Software	n/a	1
128	Resonant Vibes	Exited	Jefferson	Technology/Software	n/a	1
129	Resound	Monitored	Jefferson	Technology/Software	n/a	1
130	Revio (GearBrake)	Exited	Jefferson	Material/Manufacturing	UL	1
131	RhinoCyte	Exited	Jefferson	Biotech/Life Sciences/Healthcare	UL	2
132	Rise Design	Exited	Jefferson	Material/Manufacturing		1
133	Schedule It	Exited	Hardin	Technology/Software	n/a	4
134	Seamly Systems	Monitored	McCracken	Technology/Software	n/a	1
135	Seikowave	Monitored	Fayette	Technology/Software	UK	4
136	Seikowave Dental	Monitored	Fayette	Biotech/Life Sciences/Healthcare	UK	2
137	SentryHealth (SHI Legacy Company, Inc)	Monitored	Jefferson	Biotech/Life Sciences/Healthcare	UL	6
138	ShareLab	Exited	Jefferson	Technology/Software	UL	1
139	Simba USA	Exited	Rowan	Material/Manufacturing	n/a	1
140	SinglePipe Communications	Exited	Jefferson	Technology/Software	UL	2
141	Sisters of Invention	Exited	Woodford	Material/Manufacturing	n/a	1
142	Smart Farm Systems	Exited	Jessamine	Technology/Software	n/a	3
143	Smoove Creations	Monitored	Campbell	Material/Manufacturing	NKU	1
144	Starborn Healthcare Solutions	Exited	Fayette	Biotech/Life Sciences/Healthcare	n/a	1
145	Stucco	Monitored	Jefferson	Technology/Software	n/a	1
146	Summit Biosciences	Monitored	Fayette	Biotech/Life Sciences/Healthcare	UK	1
147	SuperFan	Exited	Jefferson	Technology/Software	UL	2
148	Support Nerds, LLC	Exited	Warren	Technology/Software	n/a	1
149	SureGene	Exited	Jefferson	Biotech/Life Sciences/Healthcare	UL	1
150	Switcher Studio	Monitored	Jefferson	Technology/Software	Bellarmine	2
151	Sword Performance (Sport Geeks)	Monitored	Knox	Material/Manufacturing	UK	1
152	Symba	Monitored	Jefferson	Technology/Software	n/a	2
153	Synaptex	Monitored	Fayette	Biotech/Life Sciences/Healthcare	UK	2
154	Tally Rally	Exited	Jefferson	Technology/Software	Bellarmine	1
155	TapLogic	Monitored	Calloway	Technology/Software	Murray St	2
156	The Corporate Playbook	Exited	Jefferson	Technology/Software	n/a	1
157	The University (Futur-E-Scape)	Exited	Kenton	Technology/Software	n/a	1

158	Toggle Health (MedUX)	Monitored	Jefferson	Biotech/Life Sciences/Health-care	n/a	1
159	TrackFive Diagnostics	Exited	Fayette	Biotech/Life Sciences/Health-care	UL	1
160	Ucloser	Exited	Jefferson	Technology/Software	n/a	1
161	UJoin	Monitored	Calloway	Technology/Software	n/a	1
162	US Worldmeds	Monitored	Jefferson	Biotech/Life Sciences/Health-care	UK	2
163	Vaquera Group (Further Media/11Picas)	Monitored	Jefferson	Technology/Software	n/a	1
164	Victory Hemp Foods	Monitored	Carroll	Material/Manufacturing	UK	3
165	Virtual Peaker	Monitored	Jefferson	Environmental/Energy	n/a	1
166	VitaTech	Exited	Jefferson	Biotech/Life Sciences/Health-care	UL	1
167	Vivorte	Monitored	Jefferson	Biotech/Life Sciences/Health-care	UL	6
168	VoicePad (Standard Voice Networks)	Exited	Jefferson	Technology/Software	UL	1
169	VSimple	Monitored	Jefferson	Technology/Software	n/a	2
170	WeatherCheck Inc	Exited	Jefferson	Technology/Software	n/a	1
171	WeStyle	Exited	Fayette	Technology/Software	UK	1
172	Working Title Labs	Monitored	Jefferson	Technology/Software	n/a	1
173	Xena Intelligence	Monitored	Jefferson	Technology/Software	n/a	1
174	Xiled Inc.	Monitored	Pike	Technology/Software	n/a	1
175	Xometry (MakeTime)	Exited	Fayette	Technology/Software	n/a	5
176	XpressRun	Monitored	Jefferson	Technology/Software	UL	1
177	Yornest	Monitored	Jefferson	Technology/Software	Bellarmine	1
178	Zynerba Pharmaceuticals	Exited	Fayette	Biotech/Life Sciences/Health-care	UK	3
179	ZYUS (Revon Systems)	Monitored	Oldham	Biotech/Life Sciences/Health-care	UL	2

Appendix C: CSC Portfolio Information through Calendar Year 2021

Current Company Investment Portfolio

Company	Location	Focus Area	Total
Avail	Lexington	Information Technology	\$100,000
Bluegrass Vascular Technology	Texas	Medical Devices	\$108,072
CMS Holdings	Lexington	Information Technology	\$31,060
Construction Industry Resources (CIR)	Lexington	Information & Analytics	\$218,655
EdjSports	Lexington	Information Technology	\$250,000
Elite Rad Reporting (formerly MedMyne)	Lexington	Healthcare	\$200,000
Entrep	Richmond	Information Systems	\$500,000
Frogdice	Lexington	Video Game Development	\$423,319
Gryphon Environmental	Owensboro	Advanced Mfg Technology	\$277,982
Gun Media Holdings	Lexington	Video Game Development	\$127,982
Healthcare Asset Network (Handle)	Prospect	Health Information Technology	\$250,000
HealthTech Solutions (OmniLife)	Lexington	Healthcare	\$250,000
Hera Testing Laboratories	Lexington	Biotechnology	\$564,562
Hippo Manager Software	Lexington	Information Technology	\$300,000
Hummingbird Nano	Nicholasville	Advanced Manufacturing	\$300,000
KY-270 - BrainSTEM	Louisville	EdTech Virtual Learning	\$10,000
KY-270 - Moolathon	Louisville	Social Fundraising Platform	\$30,000
KY-270 - PavR Solutions	Louisville	Information Technology	\$10,000
KY-270 – Personal Medicine Plus	Paducah	Disease Management	\$10,000
KY-270 - Synaptech	Lexington	Concussion Data Management	\$20,000
Liberate Medical	Crestwood	Healthcare	\$100,000
Lepidext	Lexington	BioAgriculture	\$50,000
MEP Equine Solutions	Lexington	Equine Technology	\$575,000
NeuroOp	Atlanta, GA	Biosciences	\$112,258
NX PharmaGen	Louisville	Pharmaceutical Drug Discovery	\$457,310
NX Prenatal	Louisville	Pharmaceutical Drug Discovery	\$584,415
Powertech Water	Lexington	Biotechnology	\$301,178
Pyrochem Catalyst	Louisville	Advanced Manufacturing	\$399,949
Seikowave	Lexington	3D Imaging and Measurements	\$557,960
Seikowave Dental	Lexington	Advanced Manufacturing	\$100,000
SentryHealth	Louisville	Health Information Technology	\$686,665
Smart Farm Systems	Nicholasville	Agriculture Technology	\$200,000
SpaceTango	Lexington	Space Technology	\$200,000
Summit Biosciences	Lexington	Bioscience	\$37,310
SuperFanU	Louisville	Information Technology	\$144,626
Switcher	Louisville	Information Technology	\$200,000

TNG Pharmaceuticals	Louisville	Agricultural Pharmaceuticals	\$218,655
Unity Aluminum	Ashland	Advanced Manufacturing	\$15,000,000
Vivorte	Louisville	Orthopedic Medical Devices	\$516,525
WearWare (FlyWire)	Lexington	Information Technology	\$250,000

Current Equity Fund Portfolio

Fund Name	Location	Commitment	Funded to Date	% of CSC Total Fund Portfolio
Appalachian Micro Equity Fund	London	\$500,000	\$316,250	3.81%
Bluegrass Angel Venture Fund III	Lexington	\$300,000	\$300,000	3.61%
Bluegrass Angel Venture Fund IV	Lexington	\$500,000	\$500,000	6.02%
Bluegrass Angel Venture Fund V	Lexington	\$500,000	\$100,000	1.20%
Cherub 2.0 Fund	Covington	\$80,000	\$80,000	0.96%
Chrysalis Ventures III, LP	Louisville	\$3,000,000	\$3,000,000	36.11%
CONNETIC Fund, LLC	Covington	\$300,000	\$300,000	3.61%
CONNETIC Fund II, LLC	Covington	\$500,000	\$300,000	3.61%
Enterprise Angels Community Fund I	Louisville	\$300,000	\$300,000	3.61%
Unbridled Ventures	Louisville	\$250,000	\$62,500	0.75%
River Cities Capital Fund IV, LP	Cincinnati	\$2,000,000	\$1,850,000	22.27%
Tri-State Angel Investment Fund I	Ashland	\$100,000	\$100,000	1.20%
UpTech Fund II	Covington	\$100,000	\$100,000	1.20%
Yearling Fund I, LP	Louisville	\$500,000	\$500,000	6.02%
Yearling Fund II, LP	Louisville	\$500,000	\$500,000	6.02%

Appendix D: Historical Information About HTP Recipients

Approval Date	Company	County	Approved Incentive Amount
5/30/2019	Kentucky Entrepreneurship Education Network, Inc. (KEENStart)	Franklin	\$265,000
3/28/2019	Roth River, Inc.	Jefferson	\$100,000
3/29/2018	Response Techs, LLC		\$250,000
4/27/2017	Commonwealth Seed Capital, LLC (thru Kentucky Economic Development Partnership)	Fayette	\$15,000,000
12/8/2016	Awesome Center for Entrepreneurship	Fayette	\$100,000
12/8/2016	XlerateHealth (Non-Profit), Inc.	Jefferson	\$100,000
10/27/2016	Kentucky Science and Technology Corporation	Fayette	\$500,000
7/28/2016	Western Kentucky University Research Foundation	Warren	\$200,000
6/30/2016	MakeTime, Inc.	Fayette	\$500,000
1/28/2016	University of Kentucky Research Foundation - IACMI Project	Fayette	\$150,000
12/10/2015	Awesome Center for Entrepreneurship	Fayette	\$50,000
12/10/2015	UpTech, Inc.	Kenton	\$100,000
8/27/2015	XlerateHealth (Non-Profit), Inc.	Jefferson	\$50,000
10/30/2014	Awesome Fellowship, LLC	Fayette	\$50,000
5/29/2014	UpTech, LLC	Kenton	\$150,000
3/27/2014	University of Kentucky Research Foundation - (KY Argonne Battery Mfg. Research &	Fayette	\$500,000
3/27/2014	Kentucky Science and Technology Corporation - SBIR-STTR Matching Funds Program	Fayette	\$2,000,000
3/27/2014	Morehead-Rowan Economic Development Council - Morehead Innovation and Realizatio	Rowan	\$50,000
4/25/2013	UpTech, LLC	Kenton	\$25,000
3/28/2013	Kentucky Science and Technology Corporation - Space Tango Project	Fayette	\$100,000
10/25/2012	Jacobs Automation, Inc.	Boone	\$250,000
10/25/2012	Kentucky Science and Technology Corporation (Federal and State Technology (FAST)	Fayette	\$120,000
9/27/2012	Greater Louisville Foundation, Inc. (EnterpriseCorp Software Accelerator - Healt	Jefferson	\$150,000
7/26/2012	Control Systems Design and Automation, Inc.	Warren	\$75,000
6/28/2012	Allylix Inc.	Fayette	\$200,000
3/29/2012	CirrusMio, Inc.	Fayette	\$100,000
3/29/2012	Western Kentucky University Research Foundation, Inc.	Warren	\$100,000
12/8/2011	Ferm Solutions, Inc.	Boyle	\$75,000
9/29/2011	Kentucky Highlands Investment Corporation	Laurel	\$15,000
7/28/2011	Nucleus: Kentucky's Life Sciences and Innovation Center, LLC	Jefferson	\$3,000,000
5/26/2011	Commonwealth Seed Capital, LLC	Franklin	\$6,000,000

4/28/2011	Frogdice, Inc.	Fayette	\$80,000
4/28/2011	Transposagen Biopharmaceuticals, Inc.	Fayette	\$250,000
3/31/2011	NaugaNeedles, LLC	Jefferson	\$100,000
1/27/2011	Pharmacogenetics Diagnostic Laboratory, LLC	Jefferson	\$200,000
1/27/2011	Hitcents.com, Inc.	Warren	\$150,000
12/9/2010	Vivorte, Inc.	Jefferson	\$120,000
12/9/2010	Bexion Pharmaceuticals, LLC	Kenton	\$155,000
10/28/2010	ZoomEssence, Inc.	Boone	\$175,000
10/28/2010	Escent Technologies, LLC	Fayette	\$200,000
10/28/2010	Corning Incorporated	Mercer	\$250,000
9/30/2010	Remington Arms Company, Inc.	Hardin	\$200,000
9/30/2010	Pure Power Technologies, LLC	Warren	\$100,000
7/29/2010	nGimat, LLC	Fayette	\$250,000
6/30/2010	Martek Biosciences Corporation	Clark	\$250,000
5/27/2010	Gerard Ventures dba Ischemia Care		\$100,000
3/25/2010	Waterway Innovations, LLC	McCracken	\$150,000
2/25/2010	ParaTechs Corporation	Fayette	\$120,000
1/28/2010	Connected Patients, LLC	Fayette	\$100,000
1/28/2010	HyGreen, Inc. fka Xhale, Inc.	Warren	\$175,000
12/10/2009	Summit Biosciences Inc.	Fayette	\$250,000
12/10/2009	LGC Science, Inc.	Fayette	\$425,000
12/10/2009	Energy and Environmental Cabinet - The Kentucky Argonne National Battery Mfg. Re	Franklin	\$3,500,000
10/29/2009	Laboratory and BioDiagnostics, LLC	Fayette	\$250,000
10/29/2009	Louisville Bioscience, Inc.	Jefferson	\$250,000
7/30/2009	Jacobs Automation, LLC	Campbell	\$150,000
7/30/2009	Gryphon Environmental, LLC	Ohio	\$100,000
6/25/2009	Emerald Laboratories, LLC	Simpson	\$500,000
5/28/2009	PHD Diagnostics, LLC	Kenton	\$200,000
4/30/2009	NaugaNeedles, LLC	Jefferson	\$120,000
4/30/2009	Kentucky Highlands Investment Corporation	Laurel	\$100,000
12/11/2008	Kentucky Science and Technology Corporation	Fayette	\$3,300,000
12/11/2008	Transposagen Pharmaceuticals, Inc.	Fayette	\$325,000
12/11/2008	MedX12, Inc.	Jefferson	\$160,000
12/11/2008	Lending Cycle, Inc.	Jefferson	\$119,000
10/30/2008	Vet-Stem, Inc.	Jefferson	\$550,000
8/28/2008	Kentucky Technology, Inc. (Coldstream Research Campus)	Fayette	\$5,500,000
6/29/2008	Advanced Cancer Therapeutics LLC	Jefferson	\$187,000
5/29/2008	LeanCor, LLC	Boone	\$350,000
2/28/2008	dbaDirect, Inc.	Boone	\$469,000
2/28/2008	3DR Laboratories, LLC	Jefferson	\$250,000
1/31/2008	Conexus, LLC	Jefferson	\$238,000
1/31/2008	Advanced Genomic Technology, LLC	Jefferson	\$153,000
1/31/2008	Smoothstone IP Communications Corporation	Jefferson	\$500,000
12/13/2007	Mersive Technologies, Inc.	Fayette	\$255,000

12/13/2007	EAS Technologies, LLC.	Fayette	\$500,000
12/13/2007	Corevalus Systems, LLC	Scott	\$300,000
8/30/2007	Data Futures, Inc	Harlan	\$126,233
8/30/2007	SureGene LLC	Jefferson	\$510,000
7/26/2007	CreoSalus, Inc.	Jefferson	\$750,000
6/28/2007	Knight-ED, LLC	Fayette	\$220,113
6/28/2007	Wind Energy Corporation	Hardin	\$595,000
6/28/2007	Northrop Grumman Systems Corporation	Warren	\$125,000
4/27/2007	SearchDaddy LLC	Kenton	\$350,000
4/26/2007	AllTranz, LLC	Fayette	\$500,000
4/26/2007	ALT BioScience, LLC	Fayette	\$150,000
4/26/2007	Celerity Automation, Inc.	Johnson	\$500,000
4/26/2007	Center for Technology Enterprise, Inc. (DBA ConnectKentucky)	Warren	\$950,000
3/29/2007	TapLogic LLC	Calloway	\$500,000
2/22/2007	Peptides International, Inc.	Jefferson	\$175,000
2/22/2007	Southeast Kentucky Economic Development Corporation (SKED) / National Bio and Ag	Pulaski	\$80,000
12/7/2006	Semicon Associates, a Division of Ceradyne, Inc.	Fayette	\$275,000
12/7/2006	US WorldMeds, LLC	Jefferson	\$1,300,000
10/26/2006	Growth Services, LLC dba Kentucky BioAlliance	Jefferson	\$300,000
9/28/2006	Life Sciences Commercialization Program	Jefferson	\$4,700,000
6/29/2006	MetaCyte Business Lab, LLC (06/07)	Jefferson	\$750,000
6/29/2006	ConnectKentucky (Center for Technology Enterprise-CITE) -06/07	Warren	\$950,000
3/30/2006	Secat, Inc. (Equipment)	Fayette	\$850,000
3/30/2006	Apolimmune, Inc./APOVAX Vaccine	Jefferson	\$500,000
2/23/2006	University of Kentucky Research Foundation (Prototyping Equipment)	Fayette	\$1,436,000
2/23/2006	Alltech, Inc. (Center for Animal Nutrigenomics)	Jessamine	\$1,000,000
2/23/2006	Southeast Kentucky Economic Development Corp. (Nat. Bio & Agro-Defense Facility)	Pulaski	\$124,900
1/26/2006	NKU - Risk Management Technology	Campbell	\$276,973
1/26/2006	NKU-Infrastructure Management Institute	Campbell	\$332,710
1/26/2006	WKU - Small Business Accelerator Expansion	Warren	\$423,500
12/16/2005	Kentucky Datasream Initiative, Inc.	Jefferson	\$1,900,000
10/27/2005	Cymbion, LLC	Jefferson	\$650,000
10/27/2005	Madison Avenue Launch Team, Inc.	Kenton	\$75,000
10/27/2005	Central Region Innovation and Commercialization Center, Inc.	Warren	\$250,000
9/29/2005	Murray State University (Paducah IC)	Calloway	\$64,182
9/29/2005	Murray State University (Regional Center for Emerging Technology- RCET)	Calloway	\$127,603
9/29/2005	University of Kentucky Research Foundation (Closed Vial System)	Fayette	\$500,000
9/29/2005	Kentucky Datasream Initiative, Inc. (Coal County Computing Program)	Jefferson	\$175,000
9/29/2005	City of Paintsville (Ky. Highlands Entrepreneur Center)	Johnson	\$75,000

8/25/2005	University of Kentucky College of Pharmacy	Fayette	\$1,240,000
8/25/2005	Ky.Commerce Cabinet (Office of Energy Policy, Div. of Energy Research) Clean Coa	Franklin	\$2,000,000
8/25/2005	KY. Commerce Cabinet (Office of Energy Policy, Div. of Rearch) FutureGen	Franklin	\$950,000
8/25/2005	KY. Commerce Cabinet (Office of Energy Policy, Div. of Energy Research)	Franklin	\$1,877,778
8/25/2005	The Jewish Hospital Foundation (Cardiovascular Institute)	Jefferson	\$625,000
8/25/2005	Madison Avenue Launch Team, Inc. (Madison E-Zone ICC)	Kenton	\$60,000
8/25/2005	Eastern Kentucky University (Eastern Region ICC Headquarters/Satellites)	Madison	\$325,000
8/25/2005	Eastern Kentucky University (Incubator for Safety & Security)	Madison	\$51,845
8/25/2005	Central Region Innovation and Commercialization Center, Inc. (Elizabethtown ICC)	Warren	\$146,200
7/28/2005	Louisville Medical Center Development Corporation/ Metacyte Business Lab, LLC	Jefferson	\$750,000
5/26/2005	Center For Information Technology Enterprise, Inc. d/b/a ConnectKentucky (CITE)	Warren	\$1,900,000
3/28/2005	Louisville/Jefferson County Metro Government - MedVenture Technology Corporation	Jefferson	\$350,000
1/27/2005	Sloan Center for Sustain Alum (SECAT)	Fayette	\$150,000
1/27/2005	Northern Ky. - Williamstown Satellite - North Ky.	N/A	\$40,893
1/27/2005	Central Region Satellites - Central Ky.	N/A	\$271,944
1/27/2005	Murray State - Western Reg Satellites - West Ky.	N/A	\$293,629
1/27/2005	EKU - Eastern Regional Satellites - East Ky.	N/A	\$646,253
1/27/2005	Innovation and Commercial Centers (KSTC) - Statewide	N/A	\$1,343,221
1/27/2005	BIO Conference 2005 (Statewide)	N/A	\$100,000
12/2/2004	MetaCyte Business Lab/iTRC Ideas to Action Business Incubator	Jefferson	\$275,000
4/29/2004	University of Kentucky/Aichi USA 2005 World Exposition	Fayette	\$125,000
10/30/2003	Murray State University /RCET/equipment	Calloway	\$100,000
10/30/2003	UK College of Agriculture/Kentucky Natural Products Alliance	Fayette	\$250,000
10/30/2003	NKU/Rural Northern Kentucky Innovation Satellite Office/ Grant County	Grant	\$150,000
10/30/2003	Madison E Zone/Invest By Being A Customer	Kenton	\$50,000
10/30/2003	Belcan Partners/Morgan County-West Liberty IT Center	Morgan	\$800,000
10/30/2003	CITE/Sponsored Research Database Project	Warren	\$50,000
9/25/2003	Kentucky Natural Products Fund/Commonwealth Seed LLC	Franklin	\$5,000,000
8/28/2003	U of L/i TRC Ideas to Action Incubator -FY0304	Jefferson	\$150,000
7/31/2003	Murray State University/RCET/Energy Consortium Grant Program-FY0304	Calloway	\$1,000,000
7/31/2003	Murray State University/RCET/operating-FY0304	Calloway	\$150,000
7/31/2003	NKU/Institute for New Economy Technologies(iNET) -FY0304	Campbell	\$400,000

7/31/2003	Owensboro Biotechnology Alliance/Industry, Inc.-FY0304	Daviess	\$150,000
7/31/2003	UK/Center for Pharmaceutical Science and Technology/ FY0304	Fayette	\$1,000,000
7/31/2003	Kentucky Technology Service/KMAC-FY0304	Fayette	\$175,000
7/31/2003	UK/U of L/Kentucky Cancer Experimental Therapy Program	Fayette	\$4,000,000
7/31/2003	UK/Visualization Center/21st Century Manufacturing Initiative -FY0304	Fayette	\$3,000,000
7/31/2003	EKU/Public Safety & Security Institute - FY0304	Madison	\$715,000
7/31/2003	Central Region Coordinator/Central Region ICC -FY0304	Warren	\$134,500
6/26/2003	Murray State University/Workforce Development Initiative - FY0304	Calloway	\$50,000
6/26/2003	U of L/Cardiovascular Innovation Institute FY0304	Jefferson	\$2,533,000
6/26/2003	U of L/Proteomics Training Facility - FY0304	Jefferson	\$500,000
6/26/2003	LMCDC/Metacyte Business Lab -FY0304	Jefferson	\$200,000
6/26/2003	Paintsville/Johnson County Small Business Incubator (City of Paintsville) FY0304	Johnson	\$250,000
6/26/2003	Paintsville/Johnson County Small Business Incubator (City of Paintsville) FY0203	Johnson	\$250,000
6/26/2003	Northern Kentucky New Economy Marketing Plan/Tri-Ed - FY0304	Kenton	\$250,000
6/26/2003	Madison E Zone/operations - FY0304	Kenton	\$100,000
6/26/2003	Morgan County Regional Technology Center (UK) FY0304	Morgan	\$325,000
6/26/2003	Morgan County Regional Technology Center (UK) FY0203	Morgan	\$110,000
6/26/2003	Barren River Development Council FY0304	Warren	\$100,000
6/26/2003	CITE/eBusiness Strategy Group - FY0304	Warren	\$200,000
6/26/2003	CITE/connectkentucky FY0304	Warren	\$200,000
5/29/2003	Owensboro Biotechnology Alliance/Industry, Inc. -FY0203	Daviess	\$150,000
5/29/2003	Wayne County Rural Broadband Initiative (CITE)-FY0304	Wayne	\$150,000
1/30/2003	Murray State University/RCET/Energy Consortium Grant Program -FY0203	Calloway	\$1,000,000
1/30/2003	Lexington-Fayette Urban County Government/The Factory	Fayette	\$350,000
1/30/2003	Central Region Coordinator/Central Region ICC- FY0203	Warren	\$150,000
1/30/2003	Barren River Development Council FY02/03	Warren	\$100,000
12/20/2002	Northern Kentucky New Economy Marketing Plan/Tri-Ed -FY0203	Kenton	\$250,000
12/20/2002	EKU/Public Safety & Security Institute -FY0203	Madison	\$585,000
10/31/2002	Murray State University/Workforce Development Initiative -FY0203	Calloway	\$50,000
10/31/2002	Kentucky Technology Service/KMAC-FY0203	Fayette	\$175,000
10/31/2002	UK/Center for Pharmaceutical Science and Technology-FY0203	Fayette	\$1,000,000
10/31/2002	CITE/eBusiness Strategy Group -FY0203	Warren	\$200,000
9/26/2002	Murray State University/RCET/operating-FY0203	Calloway	\$150,000
9/26/2002	NKU/Institute for New Economy Technologies (INET)-FY0203	Campbell	\$400,000
9/26/2002	CITE/connectkentucky FY0203	Warren	\$200,000

9/26/2002	NKU/Institute for New Economy Technologies (INET)-FY0203	Campbell	\$400,000
9/26/2002	CITE/connectkentucky FY0203	Warren	\$200,000
8/29/2002	UK/Visualization Center/21st Century Manufacturing Initiative-FY0203	Fayette	\$2,000,000
8/29/2002	LMCDC/Metacyte Business Lab -FY0203	Jefferson	\$200,000
8/29/2002	U of L/Structural Biology Program/X-ray Diffractometer	Jefferson	\$250,000
8/29/2002	U of L/Proteomics Training Facility -FY0203	Jefferson	\$500,000
8/29/2002	U of L/Cardiovascular Innovation Institute FY0203	Jefferson	\$2,467,000
8/29/2002	U of L/iTRC Ideas to Action Incubator-FY0203	Jefferson	\$150,000
8/29/2002	Madison E Zone/operations - FY0203	Kenton	\$100,000
6/27/2002	EKU/Regional Director/Safety & Security Director	Madison	\$500,000
1/31/2002	UK/Pharmaceutical Science & Technology Project/building	Fayette	\$4,000,000
1/31/2002	Kentucky First/Madison Avenue Launch Team	Kenton	\$500,000
9/27/2001	Murray State University/RCET/West Ky Energy Consortium	Calloway	\$400,000
9/27/2001	NKU/NKU Emerging Technology Triangle Project	Campbell	\$500,000
9/27/2001	SKEDC/Valley Oak Business & Technology Park	Pulaski	\$200,000
6/28/2001	Commonwealth Seed Capital, LLC	Fayette	\$11,100,000
6/28/2001	EKU/Eastern Ky. ICC -FY0203	Madison	\$5,000,000
5/31/2001	Murray State University/RCET/building	Calloway	\$1,500,000
5/31/2001	KSTC/Kentucky Innovation and Commercialization Program	Fayette	\$1,300,000
5/31/2001	Madison E-Zone ICC	Kenton	\$500,000
3/28/2001	U of L/LMCDC/Technolgy Innovation Center	Jefferson	\$5,000,000
3/28/2001	WKU/Integrated Engineering Applications Laboratory	Warren	\$1,000,000
3/28/2001	WKU/Center for Research & Development	Warren	\$4,000,000
Total Support Provided			\$156,959,477

Appendix E: KAITC Recipients

Entity	Investor	FI County	Final Approval Date	Projected Angel Investment	Actual Angel Investment	Final Incentive Amount
Bexion Pharmaceuticals, Inc.	Zalla, John W.	Kenton	5/26/22	\$800,000.00	\$800,000.00	\$200,000.00
Bexion Pharmaceuticals, Inc.	Forgiel, Mary Zalla	Kenton	5/26/22	\$50,000.00	\$50,000.00	\$12,500.00
Bexion Pharmaceuticals, Inc.	Burch, Leroy	Kenton	5/26/22	\$200,000.00	\$200,009.39	\$50,000.00
borderless LLC	Herrera, Melinda J.	Jefferson	7/29/21	\$80,000.00	\$80,000.00	\$20,000.00
CPA Innovations, LLC	Bhatia, Aneeta R.	Jefferson	9/30/21	\$39,861.00	\$39,861.00	\$9,965.00
CPA Innovations, LLC	Hornung, William Keith	Jefferson	10/28/21	\$50,000.00	\$50,058.00	\$12,500.00
CPA Innovations, LLC	Greenberg, John Ross	Jefferson	10/28/21	\$75,000.00	\$75,087.00	\$18,750.00
CPA Innovations, LLC	McClelland, Martin N.	Jefferson	10/28/21	\$100,000.00	-	\$25,000.00
Hippo Manager Software, Inc.	Toutant, Roy T.	Fayette	7/29/21	\$80,000.00	\$80,000.00	\$20,000.00
Hippo Manager Software, Inc.	Luftman, Brian Aaron	Fayette	7/29/21	\$15,000.00	\$15,000.00	\$3,750.00
Hippo Manager Software, Inc.	Smith, Stewart A.	Fayette	7/29/21	\$15,000.00	\$15,000.00	\$3,750.00
Hippo Manager Software, Inc.	Hager Jr, W. Lyman	Fayette	7/29/21	\$45,000.00	\$45,000.00	\$11,250.00
Lepidext, Inc.	Toutant, Roy T.	Fayette	4/28/22	\$50,000.00	\$50,000.00	\$12,500.00
Liberate Medical (DE), Inc.	Toutant, Roy T.	Oldham	12/9/21	\$25,000.00	\$25,000.01	\$6,250.00
Liberate Medical (DE), Inc.	La Rocca, Renato V.	Oldham	12/9/21	\$10,000.00	\$10,000.00	\$2,500.00
Liberate Medical (DE), Inc.	McDaniel, John Ryan	Oldham	12/9/21	\$25,000.00	\$25,000.00	\$6,250.00
Liberate Medical (DE), Inc.	Francois, Cedric	Oldham	12/9/21	\$100,000.00	\$100,000.00	\$25,000.00
Liberate Medical (DE), Inc.	Moore, John Marshall	Oldham	12/9/21	\$25,000.00	\$25,000.00	\$6,250.00
MEP Equine Solutions, LLC	Chait, Jonathan F.	Fayette	8/26/21	\$50,000.00	\$50,000.00	\$12,500.00
MEP Equine Solutions, LLC	Jakobi, Larry A.	Fayette	8/26/21	\$50,000.00	\$50,000.00	\$12,500.00
MEP Equine Solutions, LLC	Toutant, Roy T.	Fayette	12/9/21	\$50,000.00	\$49,997.25	\$12,500.00
MEP Equine Solutions, LLC	Schackel, Richard Lee	Fayette	12/9/21	\$50,000.00	\$25,000.00	\$12,500.00
MEP Equine Solutions, LLC	Frey, Robert E.	Fayette	12/9/21	\$25,000.00	\$24,999.76	\$6,250.00
Mindful Beverage Group, Inc.	Warner, Gayla L.	Jefferson	5/26/22	\$12,000.00	\$12,000.00	\$3,000.00
Parasight System Inc.	Young, Christopher H.	Fayette	3/31/22	\$250,000.00	\$249,888.00	\$62,500.00
Personal Medicine Plus LLC	Luftman, Brian Aaron	McCracken	12/9/21	\$10,000.00	\$10,000.00	\$4,000.00
Personal Medicine Plus LLC	Followell, Robert A.	McCracken	12/9/21	\$12,500.00	\$12,500.00	\$5,000.00
Predictive Sports Science, LLC	Nicholson, Theodore G.	Jefferson	7/29/21	\$45,000.00	\$45,000.00	\$11,250.00
RedLeaf Biologics, Inc.	Stuedle, Joseph A.	Fayette	10/28/21	\$50,000.00	\$50,000.00	\$12,500.00
RedLeaf Biologics, Inc.	Stuedle, Margaret Kristin	Fayette	10/28/21	\$50,000.00	\$50,000.00	\$12,500.00
RedLeaf Biologics, Inc.	Kakoyiannis, Jason Peter	Fayette	7/29/21	\$50,000.00	\$49,997.00	\$12,500.00
RedLeaf Biologics, Inc.	Olive, Marc-Antoine	Fayette	8/26/21	\$50,000.00	-	\$12,500.00
RedLeaf Biologics, Inc.	Gray, Julia Rebekah Hinson	Fayette	10/28/21	\$50,000.00	\$50,000.00	\$12,500.00
RedLeaf Biologics, Inc.	Boone, Caroline H.	Fayette	6/30/22	\$50,000.00	\$50,000.00	\$12,500.00
RedLeaf Biologics, Inc.	Tucker, Austin Thomas	Fayette	12/9/21	\$37,500.00	\$37,500.00	\$9,375.00

RedLeaf Biologics, Inc.	Tucker, Thomas Thornton	Fayette	12/9/21	\$100,000.00	\$100,000.00	\$25,000.00
RedLeaf Biologics, Inc.	Sizemore, Jacob Matthew	Fayette	12/9/21	\$37,500.00	\$37,500.00	\$9,375.00
RedLeaf Biologics, Inc.	Gray, II, James P.	Fayette	12/9/21	\$25,000.00	\$25,000.00	\$6,250.00
RedLeaf Biologics, Inc.	Saligman, Lynn C.	Fayette	12/9/21	\$250,000.00	\$250,000.00	\$62,500.00
RedLeaf Biologics, Inc.	Woomer, Patti Saligman	Fayette	12/9/21	\$250,000.00	\$250,000.00	\$62,500.00
RedLeaf Biologics, Inc.	Wachtell, Theodore	Fayette	12/9/21	\$100,000.00	\$100,000.00	\$25,000.00
RedLeaf Biologics, Inc.	Wu, Ying	Fayette	1/27/22	\$12,000.00	\$12,000.00	\$3,000.00
RedLeaf Biologics, Inc.	Baum, Mark L	Fayette	1/27/22	\$15,000.00	\$14,994.99	\$3,750.00
RedLeaf Biologics, Inc.	Wong, Kimlee	Fayette	1/27/22	\$20,000.00	\$20,000.00	\$5,000.00
RedLeaf Biologics, Inc.	Fine, Daniel M	Fayette	1/27/22	\$30,000.00	\$30,000.00	\$7,500.00
RedLeaf Biologics, Inc.	Wolk, Robert Ian	Fayette	1/27/22	\$25,000.00	\$25,000.00	\$6,250.00
RedLeaf Biologics, Inc.	Kaya, Umit	Fayette	1/27/22	\$20,000.00	\$20,000.00	\$5,000.00
Stuff by Text Inc.	Beanblossom, Brent Christian	Jefferson	12/9/21	\$50,000.00	\$50,000.00	\$12,500.00
Stuff by Text Inc.	McClelland, Martin N.	Jefferson	12/9/21	\$100,000.00	\$100,000.00	\$25,000.00
Synaptek LLC	Toutant, Roy T.	Fayette	10/28/21	\$25,000.00	\$25,000.00	\$6,250.00
Thynk Health, LLC	McClelland, Martin N.	Fayette	9/30/21	\$100,000.00	\$100,000.00	\$25,000.00
Thynk Health, LLC	Hoseus, Michael S.	Fayette	5/26/22	\$100,000.00	\$100,000.00	\$25,000.00
Thynk Health, LLC	Luftman, Brian Aaron	Fayette	4/28/22	\$50,000.00	\$50,000.00	\$12,500.00
Vivorte (DE), Inc.	Stuedle, Joseph A.	Jefferson	5/26/22	\$50,000.00	\$50,000.00	\$12,500.00
Vivorte (DE), Inc.	Stuedle, Margaret Kristin	Jefferson	5/26/22	\$100,000.00	\$100,000.00	\$25,000.00
Wendal Inc	Kienzle, Barry G.	Kenton	5/26/22	\$50,600.00	\$50,600.00	\$12,650.00
Wendal Inc	Pietromonaco, MaryAnn	Kenton	6/30/22	\$10,032.00	\$10,032.00	\$2,508.00
Wendal Inc	Duncan, Angela M.	Kenton	6/30/22	\$10,032.00	\$10,032.00	\$2,508.00
Wendal Inc	Lanham, Nicholas R.	Kenton	5/26/22	\$40,040.00	\$40,040.00	\$10,010.00
Wendal Inc	Watkins, Matthew David	Kenton	6/30/22	\$10,032.00	\$10,032.00	\$2,508.00
Wendal Inc	Zapp, Robert W.	Kenton	4/28/22	\$50,000.00	\$50,000.00	\$12,500.00
Wendal Inc	Grace, Corey Paul	Kenton	4/28/22	\$20,020.00	\$20,020.00	\$5,005.00
Wendal Inc	Verst, Paul Thomas	Kenton	4/28/22	\$50,000.00	\$49,984.00	\$12,500.00
Wendal Inc	Arrasmith, II, Jerry Joseph	Kenton	4/28/22	\$30,008.00	\$30,008.00	\$7,502.00
Wendal Inc	Schlotman, John Michael	Kenton	4/28/22	\$50,028.00	\$50,028.00	\$12,507.00
Wendal Inc	Beck, Steven Clay	Kenton	6/30/22	\$10,032.00	\$10,032.00	\$2,508.00
Wendal Inc	Haas, Eric A.	Kenton	6/30/22	\$22,000.00	\$22,000.00	\$5,500.00
Wendal Inc	Bray, Scott R.	Kenton	6/30/22	\$20,328.00	\$20,328.00	\$5,082.00
Wendal Inc	Lonnemann, Jr., John Michael	Kenton	6/30/22	\$10,032.00	\$10,032.00	\$2,508.00
Grand Totals (91 records)				\$4,519,545.00	\$4,344,560.40	\$1,133,261

Appendix F: KSBTC Recipients

Company Name	County	Base Employment Number	New Jobs Projected	Average Hourly Wage	Final Total Estimated Costs	Final Incentive Amount
1st Class Mortgage Group, LLC	Jefferson	0	1	\$23.06	\$6,330.00	\$3,500.00
Ackerman CPAS, LLC	Jefferson	0	2	\$20.43	\$7,135.00	\$7,000.00
Advanced Dental Center, Inc.	Jefferson	0	7	\$27.02	\$27,900.00	\$24,500.00
Airmart, Inc.	Fayette	10	2	\$17.50	\$5,969.00	\$5,900.00
All Hours Lock & Key, LLC	Fayette	3	1	\$12.25	\$31,028.00	\$3,500.00
All Safe Industries, Inc.	Jefferson	3	3	\$20.67	\$13,126.00	\$10,500.00
American Tile Company, Inc.	Jefferson	18	2	\$27.65	\$21,201.00	\$7,000.00
American Tire, Inc.	Nelson	17	3	\$20.17	\$15,981.00	\$10,500.00
Anesthesia Health Consultants, LLC	Jefferson	18	4	\$18.13	\$12,689.00	\$12,600.00
Anne-Marie Hogan, CPA, PLLC	Jefferson	1	4	\$19.25	\$19,675.00	\$14,000.00
Associates in Accounting, PSC	Jefferson	10	2	\$19.25	\$8,324.00	\$7,000.00
Aviette BioProcessing, LLC	Simpson	0	1	\$40.86	\$8,250.00	\$3,500.00
Barnes Auto Service Inc.	Jefferson	11	2	\$23.00	\$13,273.00	\$7,000.00
BGS Kentucky, LLC	Fayette	0	1	\$18.27	\$5,057.00	\$3,500.00
Big Jack's Donuts & Coffee, LLC	Anderson	0	1	\$14.47	\$5,273.00	\$3,500.00
Bio-Medical Equipment Service Company	Jefferson	24	5	\$22.32	\$18,315.00	\$17,500.00
Blue Frame Technology LLC	Fayette	16	3	\$26.14	\$10,801.00	\$10,500.00
Blue Frame Technology LLC	Fayette	19	2	\$24.73	\$8,430.00	\$7,000.00
Bluegrass Bean Counter, PLLC	Scott	3	1	\$18.00	\$5,001.00	\$3,500.00
Bluegrass Chiro, PLLC	Boyle	44	5	\$21.07	\$20,825.00	\$17,500.00
Brown & Kubican, P.S.C.	Fayette	19	2	\$29.50	\$8,630.00	\$7,000.00
Busy Bee Occupational Therapy, PLLC	Madison	7	3	\$20.86	\$10,676.00	\$10,500.00
Capital Recovery Group Technologies, LLC	Jefferson	7	8	\$53.25	\$62,633.00	\$25,000.00
CNHC, LLC	Kenton	4	1	\$21.00	\$42,400.00	\$3,500.00
Collier Associates, Inc.	Marshall	8	2	\$40.75	\$15,900.00	\$7,000.00
Collier Electrical Service, Inc.	Marshall	29	3	\$34.48	\$61,860.00	\$10,500.00
Colors Galore, LLC	Jefferson	3	2	\$18.50	\$8,102.00	\$7,000.00
Cornerstone Engineering, Inc.	Jefferson	8	2	\$34.38	\$76,190.00	\$7,000.00
Corvin's Furniture & Carpet, LLC	Nelson	20	1	\$14.68	\$15,200.00	\$3,500.00
Darling State of Mind LLC	Jefferson	1	1	\$15.00	\$5,123.00	\$3,500.00
DawnBland.com, LLC	Breckinridge	3	2	\$13.00	\$8,786.00	\$7,000.00
Diane Goetz Family Practice PLLC	Daviess	1	2	\$17.00	\$7,079.00	\$7,000.00
Ehrlers, Inc.	Jefferson	3	1	\$37.50	\$11,703.00	\$3,500.00
Epiphany Foam Insulation, LLC	Woodford	10	1	\$13.00	\$82,381.00	\$3,500.00
FamilyCare Counseling Solutions LLC	Kenton	5	5	\$20.07	\$16,260.00	\$16,200.00

FWK & Associates PLLC	Fayette	10	2	\$23.50	\$8,887.00	\$7,000.00
Georgetown Auto Sales, Inc.	Scott	3	5	\$38.66	\$17,311.00	\$17,300.00
Gorillashine.com, LLC	Fayette	3	4	\$18.06	\$17,172.00	\$14,000.00
Healthcare Asset Network, Inc.	Jefferson	10	5	\$60.55	\$15,238.00	\$15,200.00
Hometown Concrete, LLC	Boone	12	7	\$25.50	\$81,800.00	\$24,500.00
Hurd Aviation LLC	Fayette	4	3	\$22.28	\$80,998.00	\$10,500.00
Infrastructure Precast, Inc.	Ohio	21	5	\$18.70	\$83,033.00	\$17,500.00
Inside Out Design, LLC	Franklin	6	1	\$13.00	\$24,000.00	\$3,500.00
Insight Automation, Inc.	Boone	11	1	\$96.15	\$5,813.00	\$3,500.00
Integrated Medical Solutions, LLC	Jefferson	22	8	\$45.05	\$27,309.00	\$25,000.00
Janson Communications, LLC	Boyd	24	6	\$22.18	\$41,964.00	\$21,000.00
Johnson Brothers, Incorporated	Fleming	11	2	\$12.00	\$28,900.00	\$7,000.00
Joseph Laratta MD Spine Surgeon, LLC	Jefferson	0	1	\$15.00	\$5,382.00	\$3,500.00
Kentucky Machinery Company, LLC	Madison	8	1	\$36.00	\$171,600.00	\$3,500.00
Lakestone Enterprises, Inc.	Spencer	11	7	\$14.29	\$28,635.00	\$24,500.00
Landworx, LLC	Boone	8	5	\$27.11	\$206,833.00	\$17,500.00
Legion Logistics, LLC	Campbell	16	1	\$21.63	\$5,753.00	\$3,500.00
Lexington Podiatry, PSC	Fayette	30	2	\$15.94	\$24,990.00	\$7,000.00
Louisville Panels, LLC	Jefferson	13	1	\$28.00	\$12,000.00	\$3,500.00
Machine and Components Industries, Inc.	Jefferson	8	4	\$29.48	\$280,000.00	\$14,000.00
Maile Custom Builders, Inc.	Kenton	15	1	\$17.32	\$82,101.00	\$3,500.00
Major Holdings LLC	Jefferson	0	2	\$25.24	\$6,926.00	\$6,900.00
Mark R. Collett, P.S.C.	Kenton	6	1	\$18.00	\$22,900.00	\$3,500.00
Marrillia Interests, LLC	Fayette	23	2	\$31.79	\$45,000.00	\$7,000.00
McCain Bros. Excavating, LLC	Washington	19	3	\$19.33	\$137,000.00	\$10,500.00
McDaniel Financial Services, PLLC	Boyle	7	1	\$27.00	\$7,872.00	\$3,500.00
Mill Ridge Farm, LLLP	Fayette	35	1	\$20.96	\$7,089.00	\$3,500.00
Mizuguchi Plastic Surgery, PLLC	Jefferson	5	1	\$103.00	\$10,000.00	\$3,500.00
Mobile Network Solutions, LLC	Madison	9	5	\$27.16	\$31,961.00	\$17,500.00
Motus Freight, LLC	Campbell	18	4	\$20.01	\$23,305.00	\$14,000.00
Moxie MOD, LLC	McCracken	0	1	\$20.63	\$5,183.00	\$3,500.00
MRCOOL LLC Limited Liability Company	Graves	17	4	\$23.20	\$12,673.00	\$12,600.00
My Office Pro, LLC	Laurel	13	6	\$13.92	\$21,555.00	\$21,000.00
Nuthin' Fancy, Incorporated	Jefferson	0	6	\$20.50	\$19,568.00	\$19,500.00
Optimal Living Services, LLC	Fayette	0	3	\$18.66	\$18,571.00	\$10,500.00
Patterson and Company CPAs PLLC	Jefferson	13	4	\$23.65	\$16,248.00	\$14,000.00
Penn and Son Sheet Metal, Inc.	Marshall	4	2	\$16.50	\$12,090.00	\$7,000.00
Please & Thank You, LLC	Jefferson	12	1	\$15.00	\$5,496.00	\$3,500.00
Premium Delivery, Inc.	Jefferson	12	2	\$17.00	\$57,981.00	\$7,000.00
Puja Mohan, Inc	Warren	0	5	\$13.00	\$29,778.00	\$17,500.00
Pure Blue Pools, LLC	Boone	10	7	\$22.86	\$33,830.00	\$24,500.00
Quantum Ink Company	Jefferson	29	3	\$18.77	\$38,698.00	\$10,500.00

Rad Accessories, LLC	Marshall	2	3	\$23.50	\$14,395.00	\$10,500.00
Revolution Physical Therapy, LLC	Laurel	6	1	\$21.00	\$5,020.00	\$3,500.00
RusTech Admixtures, Inc.	Jefferson	17	1	\$19.46	\$24,230.00	\$3,500.00
Service Specialties, LLC	Clark	10	2	\$25.00	\$9,882.00	\$7,000.00
Service Specialties, LLC	Clark	12	2	\$16.00	\$7,758.00	\$7,000.00
Shiny Nickel, LLC	Jefferson	0	2	\$17.03	\$11,621.00	\$7,000.00
Southern Kentucky Industrial Equipment LLC	Pulaski	3	2	\$16.50	\$29,399.00	\$7,000.00
Strategic Communications, LLC	Jefferson	22	5	\$26.04	\$20,241.00	\$17,500.00
SubsKY Inc.	Woodford	3	2	\$12.77	\$10,000.00	\$7,000.00
Summers, McCrary & Sparks, P.S.C.	Fayette	6	3	\$21.63	\$11,835.00	\$10,500.00
SWS Enterprises, Inc.	Fayette	14	1	\$16.63	\$67,393.00	\$3,500.00
T&L Lawn Care	Boone	5	1	\$11.00	\$11,076.00	\$3,500.00
Technical Horizons, PLLC	Fayette	6	3	\$35.58	\$11,343.00	\$10,500.00
Tellennium, Inc.	Bullitt	37	2	\$42.86	\$7,341.00	\$7,000.00
The Kentucky Life, Inc	Fayette	5	4	\$33.35	\$13,790.00	\$13,700.00
The Speech Path PLLC	Madison	3	3	\$25.25	\$10,509.00	\$10,500.00
The Thomas Firm, PLLC	Jefferson	7	4	\$22.98	\$14,848.00	\$14,000.00
The Thomas Firm, PLLC	Jefferson	11	3	\$21.45	\$15,278.00	\$10,500.00
Thompson Plumbing, LLC	Marshall	2	3	\$26.29	\$41,830.00	\$10,500.00
Traughber Mechanical Services, Inc.	Simpson	38	4	\$20.59	\$20,700.00	\$14,000.00
Tudors East New Circle, LLC	Fayette	0	7	\$18.78	\$78,975.00	\$24,500.00
Vantage Engineering PLC	Mercer	6	2	\$21.58	\$8,345.00	\$7,000.00
Volta Electric, LLC	Boone	8	2	\$15.60	\$32,386.00	\$7,000.00
Volta Inc.	Franklin	25	3	\$27.36	\$36,666.00	\$10,500.00
Volta Inc.	Franklin	28	1	\$21.63	\$5,123.00	\$3,500.00
Wake Cumberland Watersports LLC	Pulaski	0	3	\$15.14	\$15,080.00	\$10,500.00
West Sixth Brewing Company, LLC	Fayette	29	4	\$18.03	\$129,031.00	\$14,000.00
Whitlock, CPA, PLLC	Graves	6	1	\$15.00	\$5,720.00	\$3,500.00
Wilder Iron Works LLC	Campbell	3	2	\$15.00	\$17,350.00	\$7,000.00
Willow Hill Supply, LLC	Clark	2	5	\$13.70	\$67,996.00	\$17,500.00
Winner's Circle Painting, LLC	Jessamine	20	3	\$20.00	\$19,700.00	\$10,500.00
		308			\$3,285,810	\$1,062,400

Appendix G: KSBCI Recipients

Closed	Participating Bank	KSBCI Program	Total Project Amount	KSBCI Support Amount
CKW Physical Therapy, Inc.	Commercial Bank of West Liberty	KYCSP	\$ 272,900.92	\$ 54,580.00
Beaver Creek Vet.	Mountain Association	KYLPP	\$ 410,000.00	\$ 68,000.00
JAKLAK LLC	First Financial Bank	KYLPP	\$ 550,147.16	\$ 106,029.40
DC Logistics, Inc.	United Citizens Bank & Trust	KYCSP	\$ 350,000.00	\$ 18,750.00
Arnett Dental Practice, PLLC/She-lia's Property, LLC	First National Bank of Grayson	KYCSP	\$ 580,000.00	\$ 104,400.00
Prosigns LLC	Mountain Association	KYCSP	\$ 150,000.00	\$ 30,000.00
Print My Threads, LLC	Mountain Association	KYCSP	\$ 230,000.00	\$ 40,000.00
Marshall T. West d/b/a West & Jones Funeral Home	Mountain Association	KYCSP	\$ 225,000.00	\$ 40,000.00
Shooting Star Properties, LLC/Paladin, Inc.	Community Trust Bank	KYCSP	\$ 705,000.00	\$ 40,125.00
Miles Exterminating Co., Inc.	First National Bank of Grayson	KYCSP	\$ 80,000.00	\$ 16,000.00
Phillips Diversified Manufacturing, Inc.	KHIC	KYCSP	\$ 1,200,000.00	\$ 240,000.00
Grace Community Health Center	Forcht Bank	KYCSP	\$ 600,000.00	\$ 99,000.00
Carey Technologies, Inc. dba Pine Mountain Canopy Tours	KHIC	KYCSP	\$ 550,000.00	\$ 50,000.00
Frontier Veterinary Services, LLC	United Southern Bank	KYCSP	\$ 300,000.00	\$ 37,498.55
Christian Academy of Lawrenceburg, Kentucky, Inc.	First Financial Bank	KYCSP	\$ 707,000.00	\$ 131,400.00
Posh Academy, LLC	Paducah Bank & Trust	KYCSP	\$ 358,250.00	\$ 49,000.00
Stapleton Holdings, LLC	First Financial Bank	KYCSP	\$ 457,000.00	\$ 91,400.00
Bluegrass Tool & Industrial, LLC	First Security Bankk	KYCSP	\$ 1,250,000.00	\$ 250,000.00
Julep Pets, Inc.	Kentucky Bank	KYCSP	\$ 155,000.00	\$ 23,250.00
Quality Tire & Access, Inc.	SKED	KYCSP	\$ 150,000.00	\$ 22,500.00
M & M Newspapers, LLC	Traditional Bank	KYCSP	\$ 500,000.00	\$ 90,000.00
Two Martini's LLC	Community Ventures Corporation	KYCSP	\$ 540,027.00	\$ 37,801.00
Critchfield Meats, Inc.	Traditional Bank	KYCSP	\$ 1,607,905.79	\$ 211,543.20
Howard Law Firm, PLC	KHIC	KYCSP	\$ 250,000.00	\$ 10,000.00
PMAK, LLC (project #1)	Fifth Third Bank	KYCSP	\$ 725,000.00	\$ 72,500.00
KJKJ, LLC	Fifth Third Bank	KYCSP	\$ 578,106.63	\$ 91,306.00
Mahalaxmi Host, LLC and Radha Ventures, LLC	Traditional Bank	KYCSP	\$ 1,250,000.00	\$ 250,000.00
Hicks-Blaydes Farm, LLC	Kentucky Bank	KYCSP	\$ 600,913.40	\$ 58,930.00
Affordable Signs & Apparel, LLC	United Citizens Bank & Trust	KYCSP	\$ 48,000.00	\$ 9,000.00
McClure's Auto Parts, Inc.	Mountain Association	KYCSP	\$ 560,000.00	\$ 112,000.00
High Performance Computer Services LLC	Citizens Bank of Kentucky, Inc.	KYCSP	\$ 338,080.00	\$ 62,500.00
Mirissia Duncil and Miles Duncil	First National Bank of Grayson	KYCSP	\$ 205,000.00	\$ 41,000.00
RHLasher/BGC Properties, LLC (The Big Green Cow, Inc.)		KYCSP	\$ 1,322,840.00	\$ 132,284.00

DHN Midland, LLC First Harrison Bank	Traditional Bank	KYCSP	\$ 1,167,500.00	\$ 225,000.00
Logan Corporation	SKED	KYCSP	\$ 575,000.00	\$ 80,000.00
GBC Enterprises, LLC	Republic Bank & Trust	KYCSP	\$ 2,822,500.00	\$ 360,000.00
Addiction Recovery Care, LLC (project #1)	Mountain Association	KYCSP	\$ 150,000.00	\$ 16,000.00
5454 LLC	First Harrison Bank	KYCSP	\$ 144,100.00	\$ 15,851.00
Faith Holdings LLC	First Harrison Bank	KYCSP	\$ 3,120,000.00	\$ 456,000.00
SNEAK Properties, LLC	Stock Yards Bank	KYCSP	\$ 4,200,000.00	\$ 798,000.00
Drs. Burch, Renshaw, Wix & Associates, P.S.C.	Republic Bank & Trust	KYCSP	\$ 1,907,637.00	\$ 250,000.00
Crum Funeral Home LLC	Citizens Bank of Kentucky, Inc.	KYCSP	\$ 750,000.00	\$ 150,000.00
East End Foot, LLC	First Harrison Bank	KYCSP	\$ 615,000.00	\$ 108,309.00
Zinky's Dog Care, LLC	Citizens First Bank	KYCSP	\$ 189,230.00	\$ 37,000.00
May and Lee Management, LLC	Citizens Bank of Kentucky, Inc.	KYCSP	\$ 1,100,000.00	\$ 220,000.00
Addiction Recovery Care, LLC (project #2)	Mountain Association	KYCSP	\$ 500,000.00	\$ 100,000.00
AAA CNC Milling Center LLC	First Harrison Bank	KYCSP	\$ 330,000.00	\$ 36,000.00
True North Properties, LLC	Fifth Third Bank	KYCSP	\$ 120,000.00	\$ 24,000.00
PEARCE Group LLC	Fifth Third Bank	KYCSP	\$ 230,000.00	\$ 46,000.00
Wente Holdings, LLC	Citizens Bank of Kentucky, Inc.	KYCSP	\$ 845,953.00	\$ 169,190.00
Highland Property Group LLC	Fifth Third Bank	KYCSP	\$ 1,400,000.00	\$ 200,000.00
AEK Transport Services LLC	Community Ventures Corporation	KYCSP	\$ 85,000.00	\$ 17,000.00
Capitol Brewing Company, PBC	Traditional Bank	KYCSP	\$ 130,000.00	\$ 26,000.00
F&B Properties LLC	Traditional Bank	KYCSP	\$ 1,600,000.00	\$ 142,500.00
Affordable Granite & Marble Co. LLC	First Harrison Bank	KYCSP	\$ 230,000.00	\$ 45,000.00
PMAK, LLC (project #3)	Fifth Third Bank	KYCSP	\$ 624,500.00	\$ 62,450.00
Sav's Grill, LLC	Traditional Bank	KYCSP	\$ 525,000.00	\$ 96,200.00
Pearly Gates JV L.L.C.	First Harrison Bank	KYCSP	\$ 939,964.00	\$ 120,000.00
Unstoppable Faith LLC	First Harrison Bank	KYCSP	\$ 843,755.00	\$ 166,751.00
Parker Farm Supply, LLC	United Citizens Bank & Trust	KYCSP	\$ 472,000.00	\$ 25,400.00
OC Brannon Crossing, LLC	Fifth Third Bank	KYCSP	\$ 1,500,000.00	\$ 150,000.00
153 LLC	First Harrison Bank	KYCSP	\$ 496,764.00	\$ 97,853.00
Green Solutions Landcare, LLC	Monticello Banking Company	KYCSP	\$ 1,309,000.00	\$ 250,000.00
340 North Buckman, LLC (Pink Door Wreaths)	First Harrison Bank	KYCSP	\$ 726,400.00	\$ 127,000.00
BlueGrass Taproot, LLC	First Harrison Bank	KYCSP	\$ 786,150.00	\$ 135,000.00
PJJAM Enterprises, Inc. (real estate loan)	Stock Yards Bank & Trust	KYCSP	\$ 450,000.00	\$ 90,000.00
PJJAM Enterprises, Inc. (equipment loan)	Stock Yards Bank & Trust	KYCSP	\$ 1,250,000.00	\$ 250,000.00
TS Montgomery, LLC	Traditional Bank	KYCSP	\$ 623,560.00	\$ 104,968.00
Eliezer Transport, Inc.	South Central Bank	KYCSP	\$ 465,506.12	\$ 93,101.00
Thind & Manak Investment, LLC	Traditional Bank	KYCSP	\$2,630,908.00	\$396,082.00

DE/TAC Properties Limited Liability Partnership	Commercial Bank	KYCSP	\$210,000.00	\$26,350.00
Still Lake Properties I, LLC (real estate)	South Central Bank	KYCSP	\$712,500.00	\$135,000.00
Still Lake Properties I, LLC (equipment)	South Central Bank	KYCSP	\$187,500.00	\$30,000.00
TJ Dillow Properties LLC	Citizens Bank of Kentucky, Inc	KYCSP\$	1,000,000.00	\$90,000.00
Total Closed Funds			\$55,771,598.02	\$ 8,658,802.15

Paid Off/Recyclable Funds				
NucSafe, Inc. / NucSafe Instruments, Inc.	SKED	KYCSP	\$ 2,000,000.00	\$ 100,000.00
M&M Partners (project #2)	Community Trust Bank	KYCSP	\$ 51,442.00	\$ 10,000.00
Eastern Telephone & Technologies	Mountain Association	KYCSP	\$ 275,000.00	\$ 9,500.00
OB Holdings, LLC (Ocean Breeze)	Community Trust Bank	KYCSP	\$ 386,086.50	\$ 47,250.00
The RF Group, LLC DBA Simply the Best Sports Bar & Grill	The Commercial Bank of Grayson	KYCSP	\$ 151,274.27	\$ 30,000.00
Indatus	PNC Bank	KYCSP	\$ 8,700,000.00	\$1,000,000.00
Sunny Deals, LLC	First Financial Bank	KYCSP	\$ 25,000.00	\$ 5,000.00
Wreck-A-Mend Auto Restoration, LLC	United Southern Bank	KYCSP	\$ 94,500.00	\$ 14,250.00
Vest Fabrication & Certified Welding, LLC	Kentucky Bank	KYCSP	\$ 40,000.00	\$ 4,000.00
Grace Coffee, Café, Bakery, LLC	Community Ventures Corporation	KYCSP	\$ 75,000.00	\$ 15,000.00
Land of Tomorrow Productions, LLC	South Central Bank	KYCSP		\$ 326.05
Lincoln Manufacturing USA, LLC	Commercial Bank	KYCSP	\$ 7,245,000.00	\$ 449,000.00
Lincoln Manufacturing USA, LLC	Commercial Bank	KYCSP	\$ 2,800,000.00	\$ 280,000.00
H & S Distributing, LLC	Wilson & Muir Bank & Trust Co.	KYCSP	\$ 104,000.00	\$ 19,400.00
BCM JR WR LLC/Elevation Management Group, LLC	United Southern Bank	KYCSP	\$ 480,000.00	\$ 96,000.00
J and L Lyle, Inc. Project #2	Kentucky Bank	KYCSP	\$ 29,000.00	\$ 5,220.00
Carnage Outdoor Gear, LLC	Paducah Bank & Trust	KYCSP	\$ 90,522.00	\$ 18,000.00
K&G Bear Creek Retreat/Montgomery Wildness/KY Antler	Kentucky Farmers Bank	KYCSP		\$ 11,582.47
Tim and Bonita Butler	Citizens First Bank	KYCSP	\$ 140,000.00	\$ 26,000.00
ROR, LLC/Stepping Stones For Children, Inc.	Kentucky Bank	KYCSP		\$ 151,969.11
Maynard Studios	Community Trust Bank	KYCSP	\$ 165,750.00	\$ 24,862.50
Benjamin Watts/William & Kathy Watts/Wattsy's House of Iron	United Citizens Bank & Trust	KYCSP	\$ 50,000.00	\$ 10,000.00
J and L Lyle, Inc. Project #1	Kentucky Bank	KYCSP	\$ 35,000.00	\$ 6,300.00
Fit Bodies, Inc.	Fifth Third Bank	KYCSP	\$ 211,000.00	\$ 26,954.00
Big Red Burritos, LLC	Fifth Third Bank	KYCSP	\$ 25,000.00	\$ 5,000.00

Walnut Specialists Incorporated	KHIC	KYCSP	\$ 150,000.00	\$ 30,000.00
JSB Industrial Solutions, Inc.	Mountain Association	KYCSP	\$ 550,000.00	\$ 50,000.00
Lee's Ford Wine & Spirit Shoppe, LLC	Community Trust Bank	KYCSP	\$ 350,000.00	\$ 70,000.00
Palate Restaurant Group, LLC	Traditional Bank	KYCSP	\$ 1,175,000.00	\$ 120,000.00
Grace Community Health Center	Forcht Bank	KYCSP		\$ 21,000.00
Geoffrey & Angel Knight/Knights Transportation Services	South Central Bank	KYCSP	\$ 225,000.00	\$ 45,000.00
H.B. Molding	Huntington Bank	KYCAP	\$ 40,000.00	\$ 1,200.00
Skidaddles, Inc.	Huntington National	KYCAP	\$ 65,306.12	\$ 1,902.12
LES Workout, LLC	Citizens First Bank	KYCSP	\$ 1,098,920.00	\$ 49,672.00
JC Brewer Construction, Inc.	Citizens First Bank	KYCSP	\$ 251,200.00	\$ 50,000.00
Clark County Veterinary Clinic, INC, Jeff and Kim Castle	Kentucky Bank	KYCSP	\$ 680,823.58	\$ 24,800.00
Austin Enterprises Incorporated	Kentucky Bank	KYCSP	\$ 242,000.00	\$ 48,400.00
HC Matthews	Citizens First Bank	KYCSP	\$ 444,900.00	\$ 69,101.00
212 Wayne Drive LLC, dba LaFontaine Preparatory School, LLC	Mountain Association	KYCSP	\$ 355,000.00	\$ 69,000.00
All Type Supply, LLC	Citizens Deposit Bank	KYCSP	\$ 181,868.00	\$ 36,000.00
CGS Machine & Tool, Inc.	Franklin Bank & Trust Company	KYCSP	\$ 1,440,000.00	\$ 248,000.00
Stardust Holdings, LLC & Stardust Ventures, LLC	KHIC	KYCSP	\$ 1,800,000.00	\$ 250,000.00
Godi Corporation	Fifth Third Bank	KYCSP	\$ 908,000.00	\$ 60,000.00
Cosmic Cheer and Tumble LLC	First National Bank of Grayson	KYCSP	\$ 239,000.00	\$ 29,850.00
Superior Expeditors LLC (project #1)	SKED	KYCSP	\$ 75,000.00	\$ 13,800.00
AU Associates, Inc.	Community Ventures Corporation	KYCSP	\$ 471,919.11	\$ 45,855.00
Eastman Law Office, PSC	First Financial Bank	KYCSP	\$ 91,000.00	\$ 18,200.00
Mountain Music Exchange, LLC	Mountain Association	KYCSP	\$ 50,000.00	\$ 10,000.00
J & H Mcglone LLC dba Kees Farm Services & Supply, LLC - project #1	First National Bank of Grayson	KYCSP	\$ 366,000.00	\$ 26,700.00
J & H Mcglone LLC dba Kees Farm Services & Supply, LLC - project #2	First National Bank of Grayson	KYCSP	\$ 50,000.00	\$ 10,000.00
Empress Properties, LLC	Republic Bank & Trust	KYCSP	\$ 1,200,000.00	\$ 150,000.00
D & M Contracting, Inc.	Mountain Association	KYCSP	\$ 100,000.00	\$ 16,000.00
Tilted Tulip, LLC	Mountain Association	KYCSP	\$ 305,000.00	\$ 49,000.00
Purley Enterprises, Inc. (project #1)	Kentucky Bank	KYCSP	\$ 147,500.00	\$ 29,500.00
Purley Enterprises, Inc. (project #2)	Kentucky Bank	KYCSP	\$ 317,355.00	\$ 57,471.00
Miller Insulation, LLC/Andrew & Eli Miller	South Central Bank of Hardin County, Inc.	KYLPP	\$ 85,000.00	\$ 17,000.00
My Visual Package, LLC	South Central Bank	KYCSP	\$ 30,000.00	\$ 3,000.00
Paducah Pizza Bakers, LLC	Paducah Bank & Trust	KYCSP	\$ 1,660,000.00	\$ 132,800.00
Country Boy Brewing, LLC & CBB Properties, LLC (construction loan)	Traditional Bank	KYCSP	\$ 2,950,000.00	\$ 250,000.00
G&M Investments, LLC	Paducah Bank & Trust	KYCSP	\$ 350,000.00	\$ 35,000.00
Best Tyler, LLC	Wilson & Muir Bank & Trust Co.	KYCSP	\$ 279,000.00	\$ 48,000.00

Mike Combs, Inc. dba Concrete Craft of Lexington	Community Ventures Corporation	KYCSP	\$ 20,000.00	\$ 4,000.00
Auto Wash USA, LLC	Whitaker Bank	KYCSP	\$ 1,331,688.00	\$ 60,000.00
Hospitality Resources, LLC	United Cumberland Bank	KYCSP	\$ 5,705,000.00	\$ 342,300.00
Women First, PLLC	First National Bank of Grayson	KYCSP	\$ 335,000.00	\$ 67,000.00
Durbin Super Bowl, LLC	Fifth Third Bank	KYCSP	\$ 2,125,000.00	\$ 285,000.00
Invictus 2468, LLC	Fifth Third Bank	KYCSP	\$ 875,000.00	\$ 175,000.00
breathe, LLC	Community Ventures Corporation	KYCSP	\$ 57,000.00	\$ 10,000.00
M&M Partners (project #1)	Community Trust Bank	KYCSP	\$ 95,612.00	\$ 18,800.00
Trackside Butcher Shoppe, LLC - Request #1	United Citizens Bank & Trust	KYCSP	\$ 50,000.00	\$ 10,000.00
Steamer Seafood Concessions & Catering, LLC	Franklin Bank & Trust Company	KYCSP		\$ 7,974.97
Land Shark Shredding, LLC (Project #1)	Franklin Bank & Trust Company	KYCSP	\$ 455,000.00	\$ 91,000.00
Land Shark Shredding, LLC (Project #2)	Franklin Bank & Trust Company	KYCSP	\$ 120,000.00	\$ 24,000.00
S & K Farms LLC/S & K Powder Coating, LLC	Franklin Bank & Trust Company	KYCSP	\$ 203,133.00	\$ 40,000.00
Bader's Food Mart, Inc.	First Financial Bank	KYCSP	\$ 286,000.00	\$ 57,200.00
Latonia Star, LLC (project #1)	First Financial Bank	KYCSP	\$ 548,000.00	\$ 45,000.00
Latonia Star, LLC (project #2)	First Financial Bank	KYCSP	\$ 40,000.00	\$ 8,000.00
ROR, LLC/Stepping Stones For Children, Inc.	Kentucky Bank	KYCSP	\$ 1,300,000.00	\$ 98,030.89
Dalton Development Company Limited Liability Company (project #1)	Fifth Third Bank	KYCSP	\$ 243,000.00	\$ 27,000.00
Hildreth Brothers, LLC	Franklin Bank & Trust Company	KYCSP	\$ 400,000.00	\$ 80,000.00
Michael A. Green and Vipavee T. Green (Crank and Boom)	Community Ventures Corporation	KYCSP	\$ 410,500.00	\$ 33,656.00
RuffleGirl Inc.	First Harrison Bank	KYCSP	\$ 1,450,000.00	\$ 290,000.00
CFO Advantage, LLC - Travel Guide - Kentucky	First Financial Bank	KYCSP	\$ 99,086.76	\$ 19,817.35
Marikka's Restaurant, Inc.	Traditional Bank	KYCSP	\$ 3,641,565.00	\$ 461,140.00
Steamer's Seafood Bowling Green LLC	Franklin Bank & Trust Company	KYCSP	\$ 700,000.00	\$ 100,000.00
Trackside Butcher Shoppe, LLC - Request #2	United Citizens Bank & Trust	KYCSP	\$ 376,000.00	\$ 75,200.00
Optimum Fitness, LLC	United Citizens Bank & Trust	KYCSP	\$ 50,000.00	\$ 10,000.00
Ruby Concrete, Inc.	Farmers Bank of Marion	KYLPP	\$ 5,675,000.00	\$ 80,000.00
Discernity, LLC	First Financial Bank	KYCSP	\$ 100,000.00	\$ 20,000.00
Gaunce's Café and Deli LLC	Kentucky Bank	KYCSP	\$ 200,000.00	\$ 28,000.00
Parkview Pharmacy, Inc.	Citizens Bank of Kentucky, Inc.	KYCSP	\$ 260,000.00	\$ 52,000.00
Bradley Ebelhar and Angela Ebelhar dba The Crowne	Community Ventures Corporation	KYCSP	\$ 435,000.00	\$ 27,000.00
TVC Holdings LLC	First Harrison Bank	KYCSP	\$ 610,000.00	\$ 120,000.00
Canewood Homeowners Association, Inc. & Canewood HOA GC, LLC	Kentucky Bank	KYCSP	\$ 1,230,000.00	\$ 184,500.00
Atlas Development Group, LLC	First Citizens Bank	KYCSP	\$ 2,590,000.00	\$ 440,000.00

Nicholas D. Ring & Maren B. Ring / Rotolamento Forno LLC	Kentucky Bank	KYCSP	\$ 95,000.00	\$ 10,500.00
Casey's Foods, Inc. dba Happy IGA	Mountain Association	KYCSP	\$ 176,610.00	\$ 34,800.00
HRS Brooks, Inc.	First Citizens Bank	KYCSP	\$ 4,364,000.00	\$ 450,000.00
Malibu Jack's 2, LLC	Community Ventures Corporation	KYCSP	\$ 1,604,500.00	\$ 60,000.00
Taylor Tot Child Center, Inc.	Community Ventures Corporation	KYCSP	\$ 177,110.00	\$ 15,750.00
Dalton Development Company Limited Liability Company (project #2)	Fifth Third Bank	KYCSP	\$ 375,208.00	\$ 75,041.60
Dalton Development Company Limited Liability Company (project #3)	Fifth Third Bank	KYCSP	\$ 338,500.00	\$ 67,700.00
Parker Lilly Holdings, LLC	Fifth Third Bank	KYCSP	\$ 690,000.00	\$ 69,000.00
Wellness Care, LLC	Fifth Third Bank	KYCSP	\$ 470,000.00	\$ 70,500.00
Kentucky River Community Care, Inc. (project #1)	Citizens Bank of Kentucky, Inc.	KYCSP	\$ 525,000.00	\$ 105,000.00
The Law Offices of John Thompson, PLLC	Citizens Bank of Kentucky, Inc.	KYCSP	\$ 78,662.00	\$ 15,732.00
Kentucky River Community Care, Inc. (project #3)	Citizens Bank of Kentucky, Inc.	KYCSP	\$ 673,000.00	\$ 134,600.00
Eddie Eugene Shelton and Charlotte Shelton	Citizens Bank of Kentucky, Inc.	KYCSP	\$ 149,000.00	\$ 29,800.00
Sterling Physical Therapy & Associates, P.S.C.	The Citizens Bank	KYCSP	\$ 467,000.00	\$ 75,000.00
Alley Land Company	Citizens Bank of Kentucky, Inc.	KYCSP	\$ 768,000.00	\$ 88,200.00
B & B Contracting, LLC	Mountain Association	KYCSP	\$ 100,000.00	\$ 20,000.00
Double D's Ice Cream Distribution, Inc.	Cumberland Valley National Bank	KYCSP	\$ 505,354.00	\$ 85,424.00
Burgess Steel Services, Inc.	Citizens Deposit Bank	KYCSP	\$ 75,173.47	\$ 14,000.00
FireFresh Bar-B-Q, Blakenbaker, LLC	First Financial Bank	KYCSP	\$ 175,000.00	\$ 26,250.00
Country Boy Brewing, LLC & CBB Properties, LLC (equipment loan)	Traditional Bank	KYCSP	\$ 2,997,438.00	\$ 346,716.00
Miracle Lawn and Landscaping, Inc.	KHIC	KYCSP	\$ 150,000.00	\$ 25,600.00
Hillview Property Management, LLC	German American Bank	KYCSP	\$ 488,000.00	\$ 96,000.00
America's Finest Filters, Inc.	First Financial Bank	KYCSP	\$ 170,500.00	\$ 34,100.00
Miles Away, Inc.	Community Ventures Corporation	KYCSP	\$ 290,000.00	\$ 10,000.00
Against The Grain, LLC	Wilson & Muir Bank & Trust Co.	KYCSP	\$ 1,100,000.00	\$ 200,000.00
BBY Management Group LLC	Traditional Bank	KYCSP	\$ 2,017,000.00	\$ 188,000.00
Lee's Ford Dock, Inc.	Community Trust Bank	KYCSP	\$ 974,000.00	\$ 194,800.00
Kenneth A Bell, Inc.	Fifth Third Bank	KYCSP	\$ 334,988.36	\$ 66,997.00
Kentucky River Community Care, Inc. (project # 3)	Citizens Bank of Kentucky, Inc.	KYCSP	\$ 1,000,000.00	\$ 200,000.00
Downtown Fitness Paducah, LLC	Community Financial Services Bank	KYCSP	\$ 468,230.78	\$ 88,000.00
Cane Run Properties, LLC	First Financial Bank	KYCSP	\$ 285,000.00	\$ 57,000.00
The B Hive Child Care Academy Limited Liability Company	United Citizens Bank & Trust	KYCSP	\$ 97,380.00	\$ 9,738.00

Kentucky Rural Health Information Technology Network, Inc. (dba Horizon Health)	Forcht Bank	KYCSP	\$ 50,000.00	\$ 10,000.00
Whitaker Group, LLC (project #1)	Mountain Association	KYCSP	\$ 175,000.00	\$ 35,000.00
Whitaker Group II, LLC (project #1)	Mountain Association	KYCSP	\$ 175,000.00	\$ 35,000.00
Whitaker Group, LLC (project #1)	Mountain Association	KYCSP	\$ 655,000.00	\$ 105,000.00
Whitaker Group II, LLC (project #2)	Mountain Association	KYCSP	\$ 262,000.00	\$ 52,400.00
BWH Land Company, LLC	Citizens Bank of Kentucky, Inc.	KYCSP	\$ 205,000.00	\$ 41,000.00
Tackett Enterprises, LLC	Citizens Bank of Kentucky, Inc.	KYCSP	\$ 232,000.00	\$ 46,400.00
Christon Enterprises, Inc. d/b/a Isom IGA	Mountain Association	KYCSP	\$ 468,000.00	\$ 83,600.00
Heritage Millworks, LLC d/b/a Powell Valley Millwork	Mountain Association	KYCSP	\$ 425,000.00	\$ 80,000.00
Heritage Millworks, LLC	Mountain Association	KYCSP	\$ 4,500,000.00	\$ 150,000.00
Hopland Ventures, LLC	South Central Bank	KYCSP	\$ 99,000.00	\$ 15,600.00
Whitaker Group, LLC	KHIC	KYCSP	\$ 270,000.00	\$ 54,000.00
Whitaker Group II, LLC	KHIC	KYCSP	\$ 5,535,000.00	\$ 108,000.00
Cunningham Golf Car Co., Inc.	First Financial Bank	KYCSP	\$ 700,000.00	\$ 140,000.00
Philip Sharp LLC	Citizens Bank of Kentucky, Inc.	KYCSP	\$ 300,000.00	\$ 53,000.00
Starlite, LLC	Kentucky Bank	KYCSP	\$ 1,777,000.00	\$ 250,000.00
Narrow Gate Properties, LLC	Fifth Third Bank	KYCSP	\$ 3,625,000.00	\$ 360,000.00
Robert Leon Allen	Monticello Banking Company	KYCSP	\$ 87,500.00	\$ 17,500.00
Great Flood Holdings, LLC	Republic Bank & Trust	KYCSP	\$ 500,000.00	\$ 100,000.00
Library Holdings, LLC	Fifth Third Bank	KYCSP	\$ 2,530,000.00	\$ 249,000.00
Total Paid Off/Recyclable Funds			\$118,665,105.95	\$ 12,893,233.06

Transfer of Paid Off/Recyclable Funds

KEDFA Grant Program	\$1,330,000.00
Total	\$1,330,000.00

Claims Paid

Land of Tomorrow Productions, LLC	South Central Bank	KYCSP	\$250,000.00	\$49,673.95
K&G Bear Creek Retreat/Montgomery Wildness/ KY Antler	Kentucky Farmers Bank	KYCSP	\$3,353,745.85	\$388,417.53
Steamer Seafood Concessions & Catering, LLC	Franklin Bank & Trust Company	KYCSP	\$148,000.00	\$12,025.03
B&D Cleaning, LLC	Community Ventures Corporation	KYCSP	\$37,500.00	\$7,500.00
Total Claims Paid			\$3,789,245.85	\$22,009,651.72

Approved

Total Closed, Paid Off/Recyclable, Claims Paid & Approved	\$ 178,225,949.82	\$21,129,150.72
--	--------------------------	------------------------

Appendix H: KSFTC Recipients

Name	County	Final Total Estimated Costs	Final Incentive Amount
Andrew T. England and Melanie England	Daviess	\$650,000.00	\$25,000.00
Bonita Jolly	Hardin	\$658,018.00	\$25,000.00
Larry Swetnam, Edith Swetnam and Jo Ann Swetnam	Fayette	\$1,060,000.00	\$25,000.00
Robert H. Foree & Jean L. Foree	Shelby	\$588,000.00	\$25,000.00
Grand Totals		\$2,956,018.00	\$100,000.00



Bluegrass State Skills Corporation (BSSC)

Statutorily Required Annual Reports

FY 2021-2022



**TEAM
KENTUCKY.**

CABINET FOR
ECONOMIC DEVELOPMENT

**BLUEGRASS
STATE SKILLS
CORPORATION**



2022 Annual Report



CABINET FOR ECONOMIC DEVELOPMENT

Andy Beshear
Governor

Old Capitol Annex
300 West Broadway
Frankfort, Kentucky 40601

Jeff Noel
Secretary

October 2022

The Cabinet for Economic Development (CED) is pleased to present the Fiscal Year 2022 Annual Report of the Bluegrass State Skills Corporation (BSSC). BSSC plays a significant role in keeping Kentucky's business and industry competitive in today's global economy by assisting them in providing financial support for training its workforce.

Through the hard work of the BSSC Board of Directors and staff, the Cabinet has built a strong reputation for providing customized, flexible and industry-driven skills training opportunities, and companies continue to place a high value on the programs offered by BSSC. This past year, the BSSC Board of Directors approved 85 grant-in-aid applications for companies and training consortia for the training benefit to over potentially 26,811 Kentucky-resident employees. In addition, the BSSC Board of Directors also approved tax credit applications for 32 companies to provide support to train over 8,596 Kentucky-resident employees.

In addition, CED continues to work closely with our Kentucky Skills Network partners to provide quality training opportunities to our business clients across the Commonwealth to maximize the resources available to help them achieve their workforce development goals. We appreciate the support of Governor Andy Beshear, the Kentucky General Assembly, the Kentucky Economic Development Partnership Board, the Bluegrass State Skills Corporation Board, as well as our many workforce development partners to ensure that Kentucky's workforce is prepared for the jobs of the future.

Sincerely,

Jai Bokey

Jai Bokey
Board Chairman
Bluegrass State Skills Corporation

Sarah C. Butler

Sarah C. Butler
Deputy Commissioner, Department for Financial Services
Kentucky Cabinet for Economic Development

INTRODUCTION

The Bluegrass State Skills Corporation (BSSC) has built a strong reputation for meeting and exceeding industry needs for customized, flexible and industry-driven skills training. It partners with other employment and training organizations to tailor a comprehensive program of skills training services for new, expanding and existing companies.

The BSSC plays a significant role in keeping Kentucky's business and industry competitive in the global economy by helping provide the necessary workforce training in the following ways:

Acting as a broker by coordinating the resources of skills training providers;

Facilitating the creation of public/private partnerships through education and training programs designed to meet training needs of individual and multiple-company projects; and

Administering any special state appropriation for customized business and industry.

An 18 member board of directors made up of public and private sector officials govern the BSSC. Private-sector representatives comprise more than half of the board membership.

BLUEGRASS STATE SKILLS CORPORATION BOARD OF DIRECTORS FY 2021-2022

BSSC EXECUTIVE COMMITTEE MEMBERS AT LARGE:

BSSC Board Chair

Jai Y. Bokey
V-Soft Consulting Group Inc.
Prospect, KY

Member-at-Large

Jeff Whitehead, Executive Director
EKCEP, Inc.
Pineville, KY

Shannon Cales

NuLease Medical Solutions,
Healthcare Administration
Louisville, KY

Jamie Link, Secretary
(Proxy - Marjorie Arnold)
Kentucky Department of Labor
Lexington, KY

BSSC Vice Chair

Brenda Bankston, Director of Grants
and Dev.
Big Brothers Big Sisters of
Kentuckiana
Louisville, KY

Dr. Houston Barber, Superintendent
Frankfort Independent School
Frankfort, KY

Zach Weinberg
Hindman, KY

Dr. Aaron Thompson, Vice President
(Proxy - Rick Smith)
Council on Postsecondary Education
Frankfort, KY

Marty Hammons, Commissioner of
Workforce Investment,
Education and Workforce
Development Cabinet
Frankfort, KY

Gary Farmer
Service Region Administrator CHFS
Kentucky Cabinet for Health & Family
Wallins, KY

Mary Pat Regan, Acting Secretary
(Proxy - Stefanie Ebbens-Kingsley)
Education and Workforce
Development Cabinet
Frankfort, KY

BSSC Treasurer

Nicholas Rapier
Utility Executive
Bardstown, KY

Larry Hayes, Interim Secretary
(Proxy - Katie Smith)

Melanie Jane Ratliff
Louisville, KY

BSSC Secretary

John Y. Kuzuoka, School Administrator
Sheet Metal Worker #110, Retired
LaGrange, KY

Cabinet for Economic Development
Frankfort, KY

Aimee Wulfeck
Homemaker
Ft Mitchell, KY

Paul Czarapata, President KCTCS
(Proxy - Jessie Schook, Haley McCoy, Kris
Williams)
Frankfort, KY

Rita Combs-Sterrett
Louisville, KY

GRANT-IN-AID (GIA)

The Grant-in-Aid (GIA) program provides reimbursement funds to Kentucky's new and expanding companies for skills upgrade training provided to Kentucky-resident employees.

During FY 2022, **85** grant-in-aid applications were approved for companies and consortia organizations for training **26,811** Kentucky-resident employees.

GIA net disbursements for skills training projects during FY 2022 totaled \$3,775,413 for the benefit of 76 company locations and consortia organizations for providing training to 13,743 Kentucky-resident employees.

SKILLS TRAINING INVESTMENT CREDIT (STIC)

The Skills Training Investment Credit (STIC) program provides tax credits to offset a portion of approved costs to support skills upgrade training to qualified companies.

During FY 2022, **32** STIC applications for credits worth up to **\$2,236,920** were approved for companies to train **8,596** Kentucky-resident employees.

In FY 2022, the Skilled Training Investment Credits (STIC) were issued for **\$703,757** to **17** companies for **1,610** trainees.

PUBLIC-PRIVATE PARTNERSHIPS

Metropolitan College Tax Credit (MCTC)

In 2009, the BSSC was given the authority to approve tax credits on behalf of a qualified taxpayer that is a party to the "Metropolitan College Agreement." Its purpose is to encourage employers to provide educational opportunities to employees through a program that combines work with postsecondary education.

In Louisville, a partnership that includes United Parcel Service (UPS), the University of Louisville, Jefferson Community and Technical College provides eligible Kentucky residents access to a tuition-free post-secondary education and outstanding employment opportunities.

To ensure the program's ongoing success, the BSSC approved its eleventh Metropolitan College Tax Credit to UPS during FY 2022 in the amount of \$4,511,896 for training provided to 2,337 students.

NEW GRANT-IN-AIDS FOR FISCAL YEAR 2021-2022

The BSSC Board of Directors approves new grant-in-aid projects based upon the availability of funds for each board meeting. Once the board approves a grant-in-aid project, training may commence and documentation submitted for reimbursement.

COMPANY NAME	CITY	TRAINEES	FUNDING AMT
AAK USA K1, LLC	Louisville	41	\$75,000
American Stave Company L.L.C. dba Benton Wood Products	Benton	94	\$75,000
Anixter Inc.	Lexington	108	\$75,000
Atkore Plastic Pipe Corporation	Louisville	42	\$62,058
Ball Metal Beverage Container Corp.	Bowling Green	198	\$200,000
Baptist Healthcare System, Inc. dba Baptist Health La Grange	La Grange	260	\$75,000
Bluegrass Business Consortium, Inc.	Berea	594	\$75,000
Bluegrass Training Consortium, Inc.	Georgetown	255	\$75,000
Bourbon Community Hospital, LLC	Paris	140	\$38,185
Buffalo Trace Distillery, Inc.	Frankfort	127	\$75,000
Carbide Industries LLC	Louisville	120	\$75,000
Carmeuse Lime & Stone, Inc. dba Carmeuse Americas	Butler	70	\$75,000
CertainTeed Gypsum Silver Grove, LLC	Silver Grove	187	\$75,000
Constellium Bowling Green LLC	Bowling Green	140	\$75,000
County Courthouse Magnet Inc., dba Law Enforcement Partners	Bowling Green	34	\$43,339
CPC Conway dba CPC Commodities	Fountain Run	46	\$35,843
Creative Realities, Inc.	Louisville	39	\$50,000
Cumberland Cooperage, LLC	East Bernstadt	150	\$75,000
Designs Direct L.L.C.	Covington	27	\$54,000
Diversey, Inc.	Elsmere	200	\$200,000
DPL Financial Partners, LLC	Louisville	17	\$34,000
Emerson Electric Co	Russellville	255	\$75,000
F&E Aircraft Maintenance (Miami) LLC	Erlanger	133	\$75,000
Fleming Medical Center, LLC	Flemingsburg	62	\$59,110
Ford Motor Company	Louisville	3405	\$200,000
Ford Motor Company	Louisville		\$200,000
Ford Motor Company	Louisville		\$100,000
Ford Motor Company	Louisville	6700	\$200,000
Ford Motor Company	Louisville		\$200,000
Ford Motor Company	Louisville		\$100,000
Framebridge, Inc.	Richmond	226	\$75,000

NEW GRANT-IN-AIDS FOR FISCAL YEAR 2021-2022

The BSSC Board of Directors approves new grant-in-aid projects based upon the availability of funds for each board meeting. Once the board approves a grant-in-aid project, training may commence and documentation submitted for reimbursement.

COMPANY NAME	CITY	TRAINEES	FUNDING AMT
Fruehauf, Inc.	Bowling Green	54	\$75,000
Fuel Total Systems Kentucky Corporation	Lebanon	22	\$44,000
Galerie, Inc.	Hebron	61	\$53,977
Georgetown Community Hospital, LLC	Georgetown	360	\$75,000
GlowTouch LLC	Louisville	300	\$75,000
Harding Shymanski & Company, P.S.C.	Louisville	3	\$6,000
Hines Precision Inc.	Philpot	136	\$75,000
Indelac Controls, Inc.	Florence	38	\$75,000
Interapt, LLC dba Agent511-ANG, LLC	Louisville	65	\$75,000
James Marine, Inc.	Paducah	328	\$75,000
Kentucky Alliance Training Consortium, Inc.	Georgetown	250	\$75,000
Kentucky Hospital, LLC dba Clark Regional Medical Center	Winchester	435	\$46,512
Kobe Aluminum Automotive Products LLC	Bowling Green	759	\$75,000
Lake Cumberland Regional Hospital, LLC	Somerset	600	\$75,000
Lantech.com, LLC	Louisville	150	\$75,000
Levy Environmental Services, Inc.	Brandenburg	40	\$75,000
Lion First Responder PPE, Inc.	Beattyville	75	\$150,000
LLFlex, LLC	Louisville	81	\$75,000
Logan Aluminum Inc.	Russellville	1420	\$75,000
Lyons Magnus East, LLC	Walton	120	\$75,000
MacDonald & Owen Veneer and Lumber Co., Inc.	Bowling Green	26	\$29,988
Meadowview Regional Medical Center, LLC	Maysville	265	\$39,335
Mercy Health - Marcum & Wallace Hospital LLC	Irvine	21	\$28,700
Mubea North-America Shared Services, Inc.	Florence	80	\$75,000
Mubea Precision Springs, Inc.	Florence	216	\$75,000
Mubea Tailor Rolled Blanks, LLC	Florence	179	\$75,000
Mubea, Inc.	Florence	497	\$75,000
NELCO Training, Inc.	Bardstown	40	\$30,117
Northern KY Machine, Inc.	Florence	11	\$22,000
Paducah River Painting, Inc.	Calvert City	29	\$58,000
Pioneer Plastics, Inc.	Dixon	64	\$36,971
Piston Group LLC dba Piston Automotive LLC	Georgetown	70	\$75,000
Post Glover Resistors Inc.	Erlanger	55	\$75,000

NEW GRANT-IN-AIDS FOR FISCAL YEAR 2021-2022

The BSSC Board of Directors approves new grant-in-aid projects based upon the availability of funds for each board meeting. Once the board approves a grant-in-aid project, training may commence and documentation submitted for reimbursement.

COMPANY NAME	CITY	TRAINEES	APPROVED AMT
Precision, Inc.	Maysville	16	\$32,000
Prestige Tool & Die, LLC	Corydon	27	\$36,938
R.C. Bigelow, Inc.	Louisville	18	\$36,000
RFC LLC	Shelbyville	360	\$75,000
RKW North America, Inc.	Franklin	103	\$54,461
Sazerac Distilleries LLC	Bardstown	74	\$75,000
Shelby County Associated Industries, Inc.	Shelbyville	246	\$75,000
Spalding and Day Tool and Die Company	Louisville	27	\$54,000
Strategic Communications, LLC	Louisville	30	\$43,236
Sumitomo Electric Wiring Systems, Inc.	Edmonton	307	\$75,000
Tekno, Inc.	Cave City	38	\$75,000
Terex USA, LLC	Louisville	20	\$12,586
The Kroger Co.	Florence	67	\$75,000
The Training Consortium of South Central Kentucky, Inc.	Bowling Green	3072	\$75,000
TOA SE, Inc.	Nicholasville	18	\$36,000
Toyotetsu Mid America, LLC	Owensboro	836	\$75,000
Tractor Supply Company	Franklin	136	\$75,000
Waystar, Inc.	Louisville	394	\$75,000
Woodford Hospital, LLC dba Bluegrass Community Hospital	Versailles	60	\$13,094
Yager Materials Corp.	Owensboro	40	\$75,000
Zoeller Company	Louisville	402	\$75,000

TOTALS 26,811 \$6,240,450

EXPENDITURES FOR FISCAL YEAR 2021-2022

Reimbursements made to Kentucky companies in FY 2020-2021 to offset the costs of Kentucky resident employee training.

COMPANY NAME	CITY	TRAINEES	EXPENSES PAID
A.O. Smith Corporation	Florence	38	\$74,000
ABB/Con-Cise Optical Group LLC dba ABB Optical Group	Erlanger	79	\$39,783
AGC Flat Glass North America, Inc. dba AGC Glass Company North America	Richmond	169	\$75,000
Airlines Reporting Corporation	Louisville	75	\$48,088
Balluff, Inc.	Florence	90	\$28,512
Baptist Healthcare System, Inc. dba Baptist Health Corbin	Corbin	387	\$74,860
Baptist Healthcare System, Inc. dba Baptist Health Richmond	Richmond	304	\$74,960
Benda-Lutz LLC	Independence	24	\$46,657
BlueCotton, Inc	Bowling Green	41	\$75,000
Bluegrass Training Consortium, Inc.	Georgetown	154	\$75,000
Bodycote Surface Technology, Inc.	Hebron	78	\$52,570
Bonfiglioli USA Inc.	Hebron	45	\$75,000
Caldwell County Hospital, Inc. dba Caldwell Medical Center	Princeton	146	\$48,171
Children's Home of Northern Kentucky, Inc.	Covington	82	\$38,482
Christian Care Communities, Inc. dba Christian Health Center	Corbin	117	\$23,480
Christian Care Communities, Inc. dba Christian Health Center	Bowling Green	111	\$19,852
Christian Care Communities, Inc. dba Christian Health Center	Hopkinsville	98	\$15,384
Feralloy Corporation	Ghent	7	\$14,000
Florida Tile, Inc.	Lawrenceburg	59	\$75,000
Florida Tile, Inc.	Lexington	34	\$15,514
Flottweg Separation Technology, Inc.	Independence	39	\$75,000
Ford Motor Company	Louisville	3488	\$200,000
Ford Motor Company	Louisville		\$100,000
Ford Motor Company	Louisville		\$7,430
Ford Motor Company	Louisville		\$192,570
Framebridge, Inc.	Lexington	118	\$75,000
Graham Packaging Pet Technologies Inc.	Florence	128	\$40,940

EXPENDITURES FOR FISCAL YEAR 2021-2022

Reimbursements made to Kentucky companies in FY 2020-2021 to offset the costs of Kentucky resident employee training.

Hearthside Food Solutions, LLC	London	477	\$1,175
Holley Performance Products, Inc.	Bowling Green	13	\$6,453
Hosparus, Inc.	Louisville	60	\$26,750
James Marine, Inc.	Wickliffe	90	\$55,459
James Marine, Inc.	Paducah	39	\$59,671
James Marine, Inc.	Paducah	39	\$12,494
James Marine, Inc.	Paducah	73	\$20,951
Kentucky Alliance Training Consortium, Inc.	Georgetown	78	\$75,000
Kentucky Cooperage LP, Ltd.	Lebanon	143	\$75,000
Kobe Aluminum Automotive Products LLC	Bowling Green	603	\$69,983
Kyosan Denso Manufacturing Kentucky, LLC	Mt. Sterling	72	\$30,011
Lake Cumberland Regional Hospital, LLC	Somerset	1022	\$75,000
Logan Memorial Hospital, LLC	Russellville	96	\$16,963
Marquette Transportation Company, LLC	Paducah	32	\$64,000
Memorial Hospital, Inc. dba AdventHealth Manchester	Manchester	23	\$36,000
Montaplast of North America, Inc.	Frankfort	1793	\$75,000
Mortenson Family Dental Holdings, Inc.	Louisville	155	\$54,893
Northern KY Machine, Inc.	Florence	8	\$16,000
Paducah River Painting, Inc.	Calvert City	51	\$19,850
Pinelake Regional Hospital, LLC dba Jackson Purchase Medical Center	Mayfield	465	\$75,000
Pioneer Plastics, Inc.	Dixon	17	\$16,715
Precision, Inc.	Maysville	9	\$18,000
Prudent American Technologies, Inc.	Lexington	22	\$9,544
Riken Elastomers Corporation	Hopkinsville	40	\$75,000
Rockcastle Hospital and Respiratory Care Center, Inc. dba Rockcastle Regional Hospital & Respiratory Care Center	Mount Vernon	254	\$53,720
Roll Forming Corporation	Shelbyville	340	\$74,991
Senture, LLC	Monticello	46	\$28,000
Senture, LLC	Annville	61	\$52,000
Shelby County Associated Industries, Inc.	Shelbyville	33	\$21,939

EXPENDITURES FOR FISCAL YEAR 2021-2022

Reimbursements made to Kentucky companies in FY 2020-2021 to offset the costs of Kentucky resident employee training.

Shelby County Associated Industries, Inc.	Shelbyville	61	\$32,188
Steinkamp Moulding LTD. dba Steinkamp Molding L.P.	Erlanger	14	\$28,000
Summit Biosciences Inc.	Lexington	124	\$75,000
T.J. Health Columbia, Inc.	Russell Springs	5	\$420
T.J. Health Columbia, Inc.	Edmonton	5	\$321
T.J. Health Columbia, Inc.	Tompkinsville	5	\$275
T.J. Health Columbia, Inc.	Scottsville	8	\$288
T.J. Health Columbia, Inc.	Columbia	33	\$3,108
T.J. Samson Community Hospital	Glasgow	255	\$75,000
Takigawa Corporation America	Bardstown	92	\$60,000
The Corken Steel Products Company	Louisville	15	\$30,000
The Home of the Innocents, Inc.	Louisville	530	\$75,000
Total Quality Logistics, LLC	Erlanger	64	\$75,000
Total Quality Logistics, LLC	Lexington	150	\$75,000
Total Quality Logistics, LLC	Louisville	75	\$75,000
Toyota Boshoku Kentucky, LLC	Bardstown	121	\$75,000
Toyota Boshoku Kentucky, LLC	Lebanon	54	\$75,000
Virtus Precision Tube, LLC	Franklin	28	\$50,000
Zotefoams Inc.	Walton	39	\$75,000

TOTALS 13,743 \$3,775,413.26

STIC APPROVALS FOR FISCAL YEAR 2021-2022

Companies must first receive approval by the BSSC Board of Directors for STIC projects.
Once companies receive approval, training may commence.

COMPANY NAME	CITY	TRAINEES	APPROVED AMT
AGC Flat Glass North America, Inc. dba AGC Glass Company North America	Richmond	91	\$75,000
Amtrol Inc.	Paducah	88	\$75,000
Bodycote Surface Technology, Inc.	Hebron	64	\$75,000
Carbide Industries LLC	Louisville	120	\$75,000
Carmeuse Lime & Stone, Inc. dba Carmeuse Americas	Butler	120	\$75,000
CertainTeed Gypsum Silver Grove, LLC	Silver Grove	187	\$75,000
Creative Liquid Coatings, Inc.	Nicholasville	50	\$75,000
El Toro.com, LLC	Louisville	77	\$45,063
Fruehauf, Inc.	Bowling Green	54	\$75,000
Haier US Appliance Solutions, Inc. dba GE Appliances	Louisville	2500	\$75,000
Hines Precision Inc.	Philpot	136	\$75,000
Indelac Controls, Inc.	Florence	38	\$75,000
Ingram Barge Company LLC	Paducah	120	\$75,000
James Marine, Inc.	Paducah	328	\$75,000
Lantech.com, LLC	Louisville	384	\$67,319
Levy Environmental Services, Inc.	Brandenburg	40	\$75,000
Logan Aluminum Inc.	Russellville	1420	\$75,000
Lyons Magnus East, LLC	Walton	120	\$75,000
Marquette Transportation Company, LLC	Paducah	60	\$75,000
Montaplast of North America, Inc.	Frankfort	550	\$75,000
Mubea North-America Shared Services, Inc.	Florence	80	\$75,000
Mubea Precision Springs, Inc.	Florence	216	\$75,000
Mubea Tailor Rolled Blanks, LLC	Florence	179	\$75,000
Mubea, Inc.	Florence	497	\$75,000
Newly Weds Foods, Inc.	Erlanger	3	\$6,000
Paducah River Painting, Inc.	Calvert City	29	\$18,538
Perfetti Van Melle USA Inc.	Erlanger	268	\$75,000
Tekno, Inc.	Cave City	38	\$75,000
Total Quality Logistics, LLC	Lexington	264	\$75,000
Tractor Supply Company	Franklin	185	\$75,000
Winston Industries, LLC	Louisville	235	\$75,000
Yager Materials Corp.	Owensboro	55	\$75,000

TOTALS 8,596 \$2,236,920

ACTUAL SKILLED TRAINING INVESTMENT CREDITS FISCAL YEAR 2021-2022

Approved projects submit training documentation for verification.

The amount of approved tax credit is reported to the Kentucky Department of Revenue.

COMPANY NAME	CITY	TRAINEES	FINAL INCENTIVE AMT
BlueCotton, Inc	Bowling Green	87	\$49,000
Bonfiglioli USA Inc.	Hebron	26	\$37,500
CGS Machine & Tool, Inc.	Bowling Green	13	\$21,000
Domtar Paper Company, LLC	Hawesville	16	\$75,000
Florida Tile, Inc.	Lawrenceburg	26	\$38,843
Flottweg Separation Technology, Inc.	Independence	48	\$23,500
Kentucky Cooperage LP, Ltd.	Lebanon	156	\$47,611
Kentucky Machine & Engineering, Inc.	Cadiz	19	\$20,000
Link-Belt Cranes, L.P., LLLP	Lexington	97	\$17,189
Metalsa Structural Products, Inc.	Elizabethtown	542	\$75,000
Monument Chemical Kentucky, LLC	Brandenburg	138	\$75,000
North American Stainless, Inc.	Ghent	54	\$75,000
Steinkamp Molding LTD. dba Steinkamp Molding L.P.	Erlanger	12	\$6,000
Toyota Motor Sales, U.S.A., Inc.	Hebron	68	\$75,000
Volta Inc.	Frankfort	7	\$16,000
Winston Industries, LLC	Louisville	250	\$26,614
Zotefoams Inc.	Walton	51	\$25,500

TOTALS 1,610 \$703,757



Economic Development Fund (EDF)

Statutorily Required Annual Reports

FY 2021-2022





CABINET FOR ECONOMIC DEVELOPMENT

Andy Beshear
Governor

Old Capitol Annex
300 West Broadway
Frankfort, Kentucky 40601

Jeff Noel
Secretary

October 31, 2022

The Honorable Jason Howell, Co-Chair
The Honorable Chris Freeland, Co-Chair
Capital Projects & Bond Oversight Committee
Legislative Research Commission
Capitol Annex Building
Frankfort, Kentucky 40601

Dear Senator Howell and Representative Freeland:

In accordance with KRS 154.12-100(7), enclosed is the Economic Development Fund (EDF) Report with EDF projects approved during fiscal year ending June 30, 2022 and updated job creation/payback requirements on specific bond projects.

Please let me know if you have any questions or if I can provide you with additional information.

Sincerely,

Katie Smith
Deputy Secretary & Commissioner
Department for Financial Services

cc: Katherine Halloran, LRC
Angelica Sanchez Vega

Enclosure

**EDF Pool Projects with Job Creation/Payback Requirements from 7/1/16-6/30/22
and
EDF Pool Report for Projects Approved from 7/1/21-6/30/22**

Form #	Local Govt Entity / Development Authority	Project/Company Name	County	Funding Amount	Grant/ Loan	Approval Date	Beginning or Retained # of Employees	New Jobs Projected	Total New & Retained Jobs	Reported Job #	Date of Reported Employment	Retained Date (Final Monitoring Date)	Notes
21315	City of Midway	*Lakeshore Equipment Company dba Lakeshore Learning Materials	Woodford	\$ 1,350,000	G	10/27/2016	0	262	262	203	12/31/2021	12/31/2021	Must create a minimum of 125 new full-time jobs by 12/31/2018 (first compliance date), 160 by 12/31/2019 (second compliance date), 175 by 12/31/2020 (third compliance date), and 262 by 12/31/2021 (fourth compliance date). Must pay average hourly wage of \$19.00 per hour, including benefits. Compliance confirmed through 12/31/2020. Matured-Final Compliance Confirmed.
22015	City of Franklin	Fritz Winter	Simpson	\$ 1,000,000	G	5/31/2018	0	265	265	233	12/31/2021	12/21/2024	Must create a minimum of 160 new full-time jobs by 12/31/2021 (first compliance date), 210 by 12/31/2022 (second compliance date), 235 by 12/31/2023 (third compliance date), and 265 by 12/31/2024 (fourth compliance date). Must pay average hourly wage of \$22.00, including benefits. Grant proceeds will be disbursed in annual installments after compliance is measured. Compliant through 12/31/2021.
22267	Todd County Fiscal Court	Novelis Corporation	Todd	\$ 750,000	G	3/28/2019		100	100		12/31/2022	12/31/2025	Must create a minimum of 100 new full-time jobs by 12/31/2022 and maintain for three additional years. Must pay average hourly wage of \$38.50, including benefits. Compliance not yet required.
22508	Ballard County Fiscal Court	Phoenix Paper Wickliffe LLC	Ballard	\$ 1,500,000	G	4/30/2020		500	500		12/31/2023	12/31/2026	Must create a minimum of 250 new full-time jobs by 12/31/2023 (first compliance date), 300 by 12/31/2024 (second compliance date), 400 by 12/31/2025 (third compliance date), and 500 by 12/31/2026 (fourth compliance date). Must pay average hourly wage of \$33.00, including benefits. Grant proceeds will be disbursed in annual installments after compliance is measured. Compliance not yet required.
23011	City of Bowling Green	Crown Cork & Seal USA, Inc.	Warren	\$ 250,000	G	8/27/2020		126	126		12/31/2023	12/31/2026	Must create a minimum of 126 new full-time jobs by 12/31/2023 and maintain for three additional years. Must pay average hourly wage of \$31.00, including benefits. Grant proceeds will be disbursed in annual installments after compliance is measured. Compliance not yet required.
23390	City of Bowling Green	Ball Metal Beverage Container Corp.	Warren	\$ 500,000	G	3/25/2021		198	198		12/30/2024	12/30/2027	Must create a minimum of 198 new full-time jobs by 12/30/2024 and maintain for three additional years. Must pay average hourly wage of \$45.00, including benefits. Compliance not yet required.
23463	Meade County Fiscal Court	Nucor Corporation	Meade	\$ 15,000,000	G	6/24/2021		400	400		12/30/2025	12/31/2029	Must create a minimum of 400 new full-time jobs by 12/30/2025 and maintain for four additional years. Must pay average hourly wage of \$45.00, including benefits. Grant proceeds will be disbursed in annual installments after compliance is measured. Compliance not yet required.
23557	City of Elizabethtown	Kruger Packaging (USA) LLC	Hardin	\$ 100,000	G	2/24/2022		147	147		12/31/2025	12/31/2028	Must create a minimum of 147 new full-time jobs by 12/31/2025 and maintain for three additional years. Must pay average hourly wage of \$32.50, including benefits. Grant proceeds will be disbursed in annual installments after compliance is measured. Compliance not yet required.

**EDF Pool Projects with Job Creation/Payback Requirements from 7/1/16-6/30/22
and
EDF Pool Report for Projects Approved from 7/1/21-6/30/22**

Form #	Local Govt Entity / Development Authority	Project/Company Name	County	Funding Amount	Grant/Loan	Approval Date	Beginning or Retained # of Employees	New Jobs Projected	Total New & Retained Jobs	Reported Job #	Date of Reported Employment	Retained Date (Final Monitoring Date)	Notes
23559	Shelby County Fiscal Court	Wieland North America Recycling, LLC	Shelby	\$ 500,000	G	3/31/2022		225	225		12/31/2025	12/31/2028	Must create a minimum of 75 full-time jobs by <u>12/31/2025</u> (first compliance date), 125 by <u>12/31/2026</u> (second compliance date), 175 by <u>12/31/2027</u> (third compliance date), and 225 by <u>12/31/2028</u> (fourth compliance date). Must pay average hourly wage of \$30.00, including benefits. Grant proceeds will be disbursed in annual installments after compliance is measured. Compliance not yet required.
23867	City of Williamsburg	Firestone Industrial Products Company, LLC	Whitley	\$ 150,000	G	4/28/2022		250	250		12/31/2025	12/31/2028	Must create a minimum of 250 new full-time jobs by <u>12/31/2025</u> and maintain for three additional years. Must pay average hourly wage of \$29.00, including benefits. Grant proceeds will be disbursed in annual installments after compliance is measured. Compliance not yet required.
23917	Todd County Fiscal Court	Novelis Corporation	Todd	\$ 1,000,000	G	6/30/2022		138	138		12/31/2025	12/31/2028	Must create a minimum of 138 new full-time jobs by <u>12/31/2025</u> and maintain for three additional years. Must pay average hourly wage of \$38.00, including benefits. Grant proceeds will be disbursed in annual installments after compliance is measured. Compliance not yet required.
EDF-Product Development Initiative (PDI)													
22964	City of Elizabethtown	*Elizabethtown-Hardin County Industrial Foundation, Inc.	Hardin	\$ 500,000	G	4/30/2020	N/A	N/A	N/A	N/A	N/A	9/30/2021	Must submit a progress report with every request for disbursement. Reports should describe the activities and expenditures as of the date of the report, including the percentage of completion, and supporting documentation. Matured-Final Compliance Confirmed.
23029	Henderson County	*City of Henderson	Henderson	\$ 175,000	G	5/28/2020	N/A	N/A	N/A	N/A	N/A	9/30/2021	Must submit a progress report with every request for disbursement. Reports should describe the activities and expenditures as of the date of the report, including the percentage of completion, and supporting documentation. Matured-Final Compliance Confirmed.
22963	Marion County	*Marion County Industrial Foundation	Marion	\$ 198,189	G	5/28/2020	N/A	N/A	N/A	N/A	N/A	9/30/2021	Must submit a progress report with every request for disbursement. Reports should describe the activities and expenditures as of the date of the report, including the percentage of completion, and supporting documentation. Matured-Final Compliance Confirmed.
22942	City of Richmond	*Richmond Industrial Development Corporation	Madison	\$ 300,000	G	6/25/2020	N/A	N/A	N/A	N/A	N/A	9/30/2021	Must submit a progress report with every request for disbursement. Reports should describe the activities and expenditures as of the date of the report, including the percentage of completion, and supporting documentation. Matured-Final Compliance Confirmed.
22965	Louisville/Jefferson County Metro Government	*Louisville/Jefferson County Riverport Authority	Jefferson	\$ 500,000	G	6/25/2020	N/A	N/A	N/A	N/A	N/A	9/30/2021	Must submit a progress report with every request for disbursement. Reports should describe the activities and expenditures as of the date of the report, including the percentage of completion, and supporting documentation. Matured-Final Compliance Confirmed.

**EDF Pool Projects with Job Creation/Payback Requirements from 7/1/16-6/30/22
and
EDF Pool Report for Projects Approved from 7/1/21-6/30/22**

Form #	Local Govt Entity / Development Authority	Project/Company Name	County	Funding Amount	Grant/ Loan	Approval Date	Beginning or Retained # of Employees	New Jobs Projected	Total New & Retained Jobs	Reported Job #	Date of Reported Employment	Retained Date (Final Monitoring Date)	Notes
23087	County of Knox	*Southeast Kentucky Industrial Authority, Inc.	Knox	\$ 250,000	G	7/30/2020	N/A	N/A	N/A	N/A	N/A	9/30/2021	Must submit a progress report with every request for disbursement. Reports should describe the activities and expenditures as of the date of the report, including the percentage of completion, and supporting documentation. Matured-Final Compliance Confirmed.
23136	Lexington Fayette Urban County Government	*University of Kentucky	Fayette	\$ 500,000	G	9/24/2020	N/A	N/A	N/A	N/A	N/A	9/30/2021	Must submit a progress report with every request for disbursement. Reports should describe the activities and expenditures as of the date of the report, including the percentage of completion, and supporting documentation. Matured-Final Compliance Confirmed.
23522	Marshall County Fiscal Court	Marshall County Industrial Development Authority	Marshall	\$ 285,241	G	9/30/2021	N/A	N/A	N/A	N/A	N/A	9/30/2022	Must submit a progress report with every request for disbursement. Reports should describe the activities and expenditures as of the date of the report, including the percentage of completion, and supporting documentation. Final Request no later than 9/30/2022
23521	Logan County Fiscal Court	Logan Industrial Development Authority	Logan	\$ 335,361	G	10/28/2021	N/A	N/A	N/A	N/A	N/A	9/30/2022	Must submit a progress report with every request for disbursement. Reports should describe the activities and expenditures as of the date of the report, including the percentage of completion, and supporting documentation. Final Request no later than 9/30/2022
23523	City of Eddyville	Eddyville Riverport and Industrial Development Authority, Inc.	Lyon	\$ 75,000	G	10/28/2021	N/A	N/A	N/A	N/A	N/A	9/30/2022	Must submit a progress report with every request for disbursement. Reports should describe the activities and expenditures as of the date of the report, including the percentage of completion, and supporting documentation. Final Request no later than 9/30/2022
23788	Graves County Fiscal Court	Graves County Economic Development, Inc.	Graves	\$ 115,000	G	3/31/2022	N/A	N/A	N/A	N/A	N/A	9/30/2023	Must submit a progress report with every request for disbursement. Reports should describe the activities and expenditures as of the date of the report, including the percentage of completion, and supporting documentation. Final Request no later than 9/30/2023
23787	City of Bowling Green	Inter-Modal Transportation Authority, Inc.	Warren	\$ 500,000	G	3/31/2022	N/A	N/A	N/A	N/A	N/A	9/30/2023	Must submit a progress report with every request for disbursement. Reports should describe the activities and expenditures as of the date of the report, including the percentage of completion, and supporting documentation. Final Request no later than 9/30/2023
23776	Rowan County Fiscal Court	MMRC Regional Industrial Development Authority, Inc.	Rowan	\$ 212,500	G	4/28/2022	N/A	N/A	N/A	N/A	N/A	9/30/2023	Must submit a progress report with every request for disbursement. Reports should describe the activities and expenditures as of the date of the report, including the percentage of completion, and supporting documentation. Final Request no later than 9/30/2023
23789	Mason County Fiscal Court	Maysville-Mason County Industrial Development Authority	Mason	\$ 300,000	G	4/28/2022	N/A	N/A	N/A	N/A	N/A	9/30/2023	Must submit a progress report with every request for disbursement. Reports should describe the activities and expenditures as of the date of the report, including the percentage of completion, and supporting documentation. Final Request no later than 9/30/2023

**EDF Pool Projects with Job Creation/Payback Requirements from 7/1/16-6/30/22
and
EDF Pool Report for Projects Approved from 7/1/21-6/30/22**

Form #	Local Govt Entity / Development Authority	Project/Company Name	County	Funding Amount	Grant/ Loan	Approval Date	Beginning or Retained # of Employees	New Jobs Projected	Total New & Retained Jobs	Reported Job #	Date of Reported Employment	Retained Date (Final Monitoring Date)	Notes
23799	County of Trigg	Cadiz-Trigg County Industrial Development Authority, Inc.	Trigg	\$ 500,000	G	5/26/2022	N/A	N/A	N/A	N/A	N/A	9/30/2023	Must submit a progress report with every request for disbursement. Reports should describe the activities and expenditures as of the date of the report, including the percentage of completion, and supporting documentation. Final Request no later than 9/30/2023
23777	City of Berea	Berea Development Corporation, Inc. dba Berea IDA	Madison	\$ 500,000	G	6/30/2022	N/A	N/A	N/A	N/A	N/A	9/30/2023	Must submit a progress report with every request for disbursement. Reports should describe the activities and expenditures as of the date of the report, including the percentage of completion, and supporting documentation. Final Request no later than 9/30/2023
BRAC - Base Realignment and Closure - \$38,495,000 per HB 1													
18347	City of Brandenburg	BRAC # 14 - Elevated Water Tank	Meade	\$ 1,000,000	G	1/27/2011	N/A	N/A	N/A	N/A	N/A	N/A	Requests for disbursements have been received and processed. Not fully disbursed.
18353	Hardin County Fiscal Court	BRAC # 20 - Nolin Sewer Collection	Hardin	\$ 16,000,000	G	1/27/2011	N/A	N/A	N/A	N/A	N/A	N/A	Requests for disbursements have been received and processed. Not fully disbursed.
<p>Shading denotes projects approved by KEDFA during the fiscal year</p> <p>* Denotes projects that will not be included on future job reports.</p> <p>Beginning or Retained - represents number of jobs at time of initial recommendation for use of EDFs.</p> <p>New Jobs - new jobs to be created per the grant agreement</p> <p>Reported Job Number - actual number of jobs reported to CED by the company</p>													



Kentucky Investment Fund Act (KIFA)

Statutorily Required Annual Reports

FY 2021-2022



**KENTUCKY INVESTMENT FUND ACT (KIFA)
Annual Report
July 1, 2021 through June 30, 2022**

The Kentucky Investment Fund Act (KIFA) provides a 40 percent (40%) state tax credit to individuals and corporations that invest in venture capital funds approved by the Kentucky Economic Development Finance Authority (KEDFA) when the approved fund makes a qualified investment in a Kentucky small business. This report provides information regarding funds approved under current legislation.

Legislation: The allocation of tax credits under the KIFA program began in 2003. Under the current law, KEDFA provides a one-time approval for a maximum amount of credits to be authorized for a single fund. Each investment is documented and approved as qualified. Eligible credits are then prorated among the individual investors based on the amount of individual cash contributions.

Below is a summary of the venture capital funds that have been approved in this program:

Fund Name	Date Approved	Status	Committed Cash Contributions	Maximum Approved Credits*	Authorized Credits**
1 Kentucky Venture Fund	11/18/1999	Inactive	\$4,965,000	\$2,000,000	\$1,833,000
2 Evermore Investment II, LLC	6/9/2003	Inactive	\$2,909,303	\$1,163,672	\$724,941
3 Yearling Fund I, LP	6/9/2003	Inactive	\$700,000	\$790,000	\$0
4 Vital Ventures Capital Fund I	11/10/2003	Inactive	\$3,550,000	\$1,000,000	\$0
5 Chrysalis Ventures, LLC	7/29/2004	Matured	\$143,166,666	\$1,000,000	\$1,000,000
6 Fincastle Partners, LLC	8/26/2004	Inactive	\$550,000	\$1,000,000	\$0
7 Kentucky Seed Capital I, LP	12/16/2005	Inactive	\$5,175,000	\$1,300,000	\$1,241,289
8 Yearling Fund I, LP/ Yearling Fund II, LLC***	12/8/2011	Inactive	\$18,100,000	\$6,000,000	\$2,057,367
9 NKY Growth Fund I, LLC	1/27/2011	Active	\$510,000	\$612,000	\$432,295
10 Bluegrass Angel Venture Fund II, LLC	4/28/2011	Inactive	\$3,100,000	\$1,600,000	\$806,092
11 Uptech Fund I, LLC	3/29/2012	Inactive	\$500,000	\$600,000	\$490,934
12 Enterprise Angels Community Fund I LLC	9/25/2014	Inactive	\$1,650,000	\$2,000,000	\$1,946,371
13 Connetic Fund, LLC	1/29/2015	Inactive	\$1,000,000	\$2,000,000	\$374,819
14 Bluegrass Angel Venture Fund III, LLC	6/25/2015	Active	\$3,050,000	\$1,600,000	\$1,390,673
15 Marshall Ventures Fund I, LLC	6/25/2015	Inactive	\$700,000	\$1,200,000	\$770,000
16 Uptech Fund II, LLC	7/30/2015	Inactive	\$575,000	\$800,000	\$467,973
17 Cherub 2.0 LLC	3/31/2016	Inactive	\$500,000	\$280,000	\$0
18 Bluegrass Angel Venture Fund IV, LLC	1/28/2018	Active	\$525,000	\$2,100,000	\$1,908,550
19 Strike Ventures Fund I, LLC	1/28/2021	Active	\$1,400,000	\$1,000,000	\$679,997
20 Bluegrass Angel Venture Fund V, LLC	1/28/2021	Active	\$750,000	\$1,000,000	\$272,786
21 Kentucky Select Fund, LLC	1/28/2021	Active	\$750,000	\$1,000,000	\$60,000
Grand Total			\$191,225,969	\$27,045,672	\$16,457,087

Status Definitions:

- Active Made a qualifying investment in this reporting period
- Inactive Has voluntarily withdrew from the program or failed to make required annual investment
- Matured Used the maximum approved credits and is no longer eligible
- Approved Approved during this reporting period and finalizing documentation

*Maximum Approved Credits = amount of credits approved by KEDFA for the investment fund

**Authorized Credits = the amount of credits eligible to be claimed by investors based on qualified investments

***Approved credits for fund 8 were adjusted to reflect an amendment to merge Yearling Fund II, LLC into Yearling Fund I, LP

Below is a summary of the number, type, and geographical location of investors who have invested in approved venture capital funds:

Number and Type of Investors

Fund	Number and Type of Investors										Total Investors	Geographic Area of Investors		
	Corporation	Financial Institution	Foundation	Holding Company	Individual	Insurance Co.	LLC	LP	Non profit	Partnership			Retirement Trust	UBA
Kentucky Venture Fund					16								16	Louisville (KIPDA), Out of State
Evermore Investment II, LLC	4				5		4		1				14	Louisville (KIPDA), Lexington (Bluegrass ADD), Out of State
Yearling Fund I, LP	1				7								8	Louisville (KIPDA)
Vital Ventures Capital Fund I					5		1						6	Louisville (KIPDA)
Chrysalis Ventures, LLC	4	1	3		8	1	6	7			4	1	41	Louisville (KIPDA), Lexington (Bluegrass ADD), Out of State
Fincastle Partners, LLC					5								5	Lexington (Bluegrass ADD), Out of State
Kentucky Seed Capital I, LP	4	2			12		2	1	1		1		23	Louisville (KIPDA), Out of State
Yearling Fund I, LP/Yearling Fund II, LLC	3	2			44		4	1	1				52	Louisville (KIPDA), Lexington (Bluegrass ADD), Out of State
RKY Growth Fund I, LLC					2								4	Covington (Northern Kentucky ADD)
Bluegrass Angel Venture Fund II, LLC	1		1		26		4		1			3	36	Lexington (Bluegrass ADD), Louisville (KIPDA), Paducah (PADD), Out of State
Uptech Fund I, LLC	1	1			9		4						15	Covington (Northern Kentucky ADD), Lexington (Bluegrass ADD), Out of State
Enterprise Angels Community Fund I LLC					38		11					4	53	Louisville (KIPDA), Lexington (Bluegrass ADD), Lincoln Trail ADD
Connetic Fund, LLC	1				41		9					2	52	Northern Kentucky ADD, Lexington (Bluegrass ADD), Out of State
Bluegrass Angel Venture Fund III, LLC	1				59		8	1				1	69	Bluegrass ADD, KIPDA, Northern Kentucky ADD, Lake Cumberland ADD, Out of State
Marshall Ventures Fund I, LLC	1				13		2						15	Green River ADD
Uptech Fund II, LLC	2	1			11		5						19	Northern Kentucky ADD, Bluegrass ADD, Out of State
Cherub 2.0 LLC					23		1						24	Northern Kentucky ADD, Bluegrass ADD, Out of State
Bluegrass Angel Venture Fund IV, LLC					64		5					2	71	Bluegrass ADD, KIPDA, Lake Cumberland ADD, Northern Kentucky ADD, Out of State
Strike Ventures Fund I, LLC	1				16		1					2	19	Louisville (KIPDA)
Bluegrass Angel Venture Fund V, LLC					92		9		1			1	103	Bluegrass ADD, Louisville (KIPDA), Lake Cumberland ADD, Northern Kentucky ADD, Paducah (PADD), Out of State
Kentucky Select Fund, LLC					28		8					4	40	Bluegrass ADD, Louisville (KIPDA), Out of State

Below is a summary of the qualified investments that have been made by the approved venture capital funds:

Fund	Investment Number	Invest Year	Nature of Small Business	Description of Small Business	Geographic Location	Jobs*	Investment Amount	Credits Authorized
Kentucky Venture Fund	1	2000	Healthcare	Inpatient rehab hospital	Florence (NKADD)		\$500,000	\$200,000
	2	2000	Healthcare	Inpatient rehab hospital	Florence (NKADD)		\$741,250	\$296,500
	3	2000	Healthcare	Inpatient rehab hospital	Louisville (KIPDA)		\$1,241,250	\$496,500
	4	2002	Healthcare	Durable medical equipment	Louisville (KIPDA)		\$250,000	\$100,000
	5	2002	Healthcare	Durable medical equipment	Louisville (KIPDA)		\$1,000,000	\$400,000
	6	2003	Software	Software development	Louisville (KIPDA)		\$350,000	\$140,000
	7	2004	Software	Software development	Louisville (KIPDA)		\$500,000	\$200,000
Kentucky Venture Fund Total							\$4,582,500	\$1,833,000
Evermore Investment II, LLC	1	2004	Healthcare	Medical device product development	Louisville (KIPDA)		\$100,000	\$40,000
	2	2004	Software	Software development	Louisville (KIPDA)		\$15,000	\$6,000
	3	2005	Software	Software development	Louisville (KIPDA)		\$57,500	\$23,000
	4	2005	Knowledge solutions	Knowledge and information use	Covington (Northern Kentucky ADD)		\$250,000	\$100,000

Fund	Investment Number	Invest Year	Nature of Small Business	Description of Small Business	Geographic Location	Jobs*	Investment Amount	Credits Authorized
	5	2007	Knowledge solutions	Knowledge and information use	Covington (Northern Kentucky ADD)		\$100,000	\$40,000
	6	2007	eLearning	Builds online campuses and eCourses	Louisville (KIPDA)		\$300,000	\$120,000
	7	2008	Software/ Digital Signage	Turnkey advertising solutions	Louisville (KIPDA)		\$250,000	\$100,000
	8	2008	Sports Broadcasting	On demand video	London, KY (CVADD)		\$125,000	\$50,000
	9	2009	Software	Wireless products for bluetooth devices	Louisville (KIPDA)		\$200,000	\$80,000
	10	2010	Software	Wireless products for bluetooth devices	Louisville (KIPDA)		\$22,352	\$8,941
	11	2010	Knowledge solutions	Knowledge and information use	Covington (Northern Kentucky ADD)		\$200,000	\$80,000
	12	2011	Sports Broadcasting	On demand video	London, KY (CVADD)		\$100,000	\$40,000
	13	2012	Student admissions	Student application improvement	Louisville (KIPDA)		\$10,000	\$4,000
	14	2013	Student admissions	Student application improvement	Louisville (KIPDA)		\$82,500	\$33,000
Evermore Investment II, LLC Total							\$1,812,352	\$724,941
Chrysalis Ventures, LLC	1	2005	Healthcare	Clinical lab services	Louisville (KIPDA)		\$1,000,000	\$400,000
	2	2006	Information	Publishing	Louisville (KIPDA)		\$10,000	\$4,000
	3	2007	Healthcare	Clinical lab services	Louisville (KIPDA)		\$1,490,000	\$596,000
Chrysalis Ventures, LLC Total							\$2,500,000	\$1,000,000
Kentucky Seed Capital I, LP	1	2006	Pharmaceutical	Products for treatment of bone disease	Louisville (KIPDA)		\$250,000	\$80,193
	2	2006	Biotech	Protein therapy product development	Louisville (KIPDA)		\$250,001	\$80,194
	3	2006	Biotech	Cellular therapy	Louisville (KIPDA)		\$260,000	\$83,401
	4	2007	Pharmaceutical	Transdermal medicine delivery	Lexington (Bluegrass ADD)		\$250,002	\$80,194
	5	2007	Pharmaceutical	Products for treatment of bone disease	Louisville (KIPDA)		\$150,000	\$48,116
	6	2008	Healthcare	Diagnostic system development	Louisville (KIPDA)		\$265,001	\$85,005
	7	2008	Biotech	Cellular therapy	Louisville (KIPDA)		\$167,742	\$53,807
	8	2008	Biotech	Protein therapy product development	Louisville (KIPDA)		\$150,000	\$48,116
	9	2009	Pharmaceutical	Transdermal medicine delivery	Lexington (Bluegrass ADD)		\$150,000	\$48,116
	10	2009	Biotech	Cellular therapy	Louisville (KIPDA)		\$200,000	\$64,155
	11	2009	Pharmaceutical	Products for treatment of bone disease	Louisville (KIPDA)		\$100,000	\$32,077
	12	2009	Healthcare	Diagnostic system development	Louisville (KIPDA)		\$79,574	\$25,525
	13	2010	Biotech	Protein therapy product development	Louisville (KIPDA)		\$100,000	\$32,077
	14	2010	Bioinformatics	Genome data management systems	Louisville (KIPDA)		\$150,000	\$48,116
	15	2010	Pharmaceutical	Transdermal medicine delivery	Lexington (Bluegrass ADD)		\$200,000	\$64,155
	16	2010	Biotech	Protein therapy product development	Louisville (KIPDA)		\$125,000	\$40,097
	17	2010	Biotech	Protein therapy product development	Louisville (KIPDA)		\$125,000	\$40,097
	18	2011	Bioinformatics	Genome data management systems	Louisville (KIPDA)		\$125,000	\$40,097
	19	2011	Biotech	Cellular therapy	Louisville (KIPDA)		\$156,935	\$50,341
	20	2011	Biotech	Protein therapy product development	Louisville (KIPDA)		\$125,000	\$40,097
	21	2012	Healthcare	Diagnostic system development	Louisville (KIPDA)		\$20,426	\$6,552
	22	2012	Biotech	Cellular therapy	Louisville (KIPDA)		\$100,000	\$32,077
	23	2012	Pharmaceutical	Transdermal medicine delivery	Lexington (Bluegrass ADD)		\$125,000	\$40,097
	24	2013	Biotech	Protein therapy product development	Louisville (KIPDA)		\$50,000	\$16,039
	25	2013	Biotech	Protein therapy product development	Louisville (KIPDA)		\$20,000	\$6,415
	26	2014	Pharmaceutical	Transdermal medicine delivery	Lexington (Bluegrass ADD)		\$75,000	\$24,058
	27	2014	Biotech	Cellular therapy	Louisville (KIPDA)		\$50,000	\$16,039
	28	2014	Biotech	Cellular therapy	Louisville (KIPDA)		\$50,000	\$16,039
Kentucky Seed Capital I, LP Total							\$3,869,681	\$1,241,289
Yearling Fund I, LP/ Yearling Fund II, LLC	1	2006	Biotech	Terpene production	Lexington (Bluegrass ADD)		\$250,000	\$84,127
	2	2006	Internet	Real estate listing	Louisville (KIPDA)		\$200,000	\$67,302
	3	2006	eLearning	Online campus and course development	Louisville (KIPDA)		\$50,000	\$16,825
	4	2006	Internet	ePublishing	Louisville (KIPDA)		\$25,000	\$8,413
	5	2007	Packaging Development	Protective packaging	Louisville (KIPDA)		\$275,000	\$92,540
	6	2007	eLearning	Online campus and course development	Louisville (KIPDA)		\$100,000	\$33,651
	7	2007	Pharmaceutical	Cancer therapies	Louisville (KIPDA)		\$100,000	\$33,651
	8	2007	Internet	Hybrid internet provider	Louisville (KIPDA)		\$200,000	\$67,302
	9	2007	eLearning	Online campus and course development	Louisville (KIPDA)		\$200,000	\$67,302
	10	2007	Biotech	Terpene production	Lexington (Bluegrass ADD)		\$25,000	\$8,413

Fund	Investment Number	Invest Year	Nature of Small Business	Description of Small Business	Geographic Location	Jobs*	Investment Amount	Credits Authorized
	11	2007	Pharmaceutical	Cancer therapies	Louisville (KIPDA)		\$100,000	\$33,651
	12	2007	Internet	ePublishing	Louisville (KIPDA)		\$25,000	\$8,413
	13	2008	Packaging Development	Protective packaging	Louisville (KIPDA)		\$114	\$38
	14	2008	eLearning	Online campus and course development	Louisville (KIPDA)		\$70,000	\$23,556
	15	2008	Packaging Development	Protective packaging	Louisville (KIPDA)		\$25,000	\$8,413
	16	2008	Internet	Hybrid internet provider	Louisville (KIPDA)		\$64	\$22
	17	2009	Internet	Hybrid internet provider	Louisville (KIPDA)		\$20,000	\$6,730
	18	2009	Internet	Hybrid internet provider	Louisville (KIPDA)		\$10,000	\$3,365
	19	2010	Software	Music application development	Louisville (KIPDA)		\$345,000	\$126,868
	20	2011	Business Services	Cost reduction services	Louisville (KIPDA)		\$250,000	\$91,934
	21	2011	Software	Music application development	Louisville (KIPDA)		\$25,000	\$9,193
	22	2011	Healthcare	Medical device product development	Louisville (KIPDA)		\$100,000	\$36,773
	23	2011	Internet	Online deal site	Louisville (KIPDA)		\$100,000	\$36,773
	24	2011	Software	Music application development	Louisville (KIPDA)		\$50,000	\$18,387
	25	2011	Healthcare	Healthcare provider reports	Lexington (Bluegrass ADD)		\$150,000	\$55,160
	26	2011	Biotech	Skin care and nutritional supplements	Lexington (Bluegrass ADD)		\$250,000	\$91,934
	27	2011	Healthcare	Pharmaceutical product development	Lexington (Bluegrass ADD)		\$250,000	\$91,934
	28	2012	Business Services	Cost reduction services	Louisville (KIPDA)		\$50,000	\$18,387
	29	2012	Software	Music application development	Louisville (KIPDA)		\$10,000	\$3,677
	30	2012	Software	Music application development	Louisville (KIPDA)		\$25,000	\$9,193
	31	2012	Software	Music application development	Louisville (KIPDA)		\$65,000	\$23,903
	32	2012	Communications	Secure mobile communications	Louisville (KIPDA)		\$150,000	\$55,160
	33	2012	Healthcare	Pharmaceutical product development	Lexington (Bluegrass ADD)		\$100,000	\$36,773
	34	2012	Software	Music application development	Louisville (KIPDA)		\$15,000	\$5,516
	35	2012	Healthcare	Medical device product development	Louisville (KIPDA)		\$41,000	\$15,077
	36	2012	Healthcare	Healthcare provider reports	Lexington (Bluegrass ADD)		\$150,000	\$55,160
	37	2012	Business Services	Cost reduction services	Louisville (KIPDA)		\$25,000	\$9,193
	38	2012	Healthcare	Digital health technologies	Louisville (KIPDA)		\$150,000	\$55,160
	39	2012	Communications	Secure mobile communications	Louisville (KIPDA)		\$100,000	\$36,773
	40	2013	Business Services	Cost reduction services	Louisville (KIPDA)		\$101,647	\$37,379
	41	2013	Internet	Online deal site	Prospect (KIPDA)		\$25,000	\$9,193
	42	2013	Student admissions	Student application improvement	Louisville (KIPDA)		\$250,000	\$91,934
	43	2013	Communications	Secure mobile communications	Louisville (KIPDA)		\$100,000	\$36,773
	44	2013	Biotech	Vaccine development	Louisville (KIPDA)		\$300,000	\$110,320
	45	2013	Business Services	Increase corporate wellness engagement	Louisville (KIPDA)		\$250,000	\$92,608
	46	2014	Communications	Secure mobile communications	Louisville (KIPDA)		\$50,000	\$18,522
	47	2014	Communications	Secure mobile communications	Louisville (KIPDA)		\$50,000	\$18,522
	48	2014	Ecommerce	Chat interface for ecommerce	Louisville (KIPDA)		\$75,000	\$27,782
	49	2014	Healthcare	Medical device product development	Louisville (KIPDA)		\$26,000	\$9,631
	50	2015	Business Services	Cost reduction services	Louisville (KIPDA)		\$100,000	\$37,043
	51	2015	Communications	Secure mobile communications	Louisville (KIPDA)		\$100,000	\$37,043
	52	2015	Student admissions	Student application improvement	Louisville (KIPDA)		\$66,253	\$24,542
	53	2015	Student admissions	Student application improvement	Louisville (KIPDA)		\$18,280	\$6,771
	54	2015	Business Services	Increase corporate wellness engagement	Louisville (KIPDA)		\$100,000	\$37,043
	55	2015	Healthcare	Medical device product development	Louisville (KIPDA)		\$42,162	\$15,618
Yearling Fund I, LP/ Yearling Fund II, LLC Total							\$5,730,521	\$2,057,367
NKY Growth Fund I, LLC	1	2011	Maglev Technology	Automation technology development	Hebron (Northern Kentucky ADD)		\$50,000	\$20,000
	2	2011	Maglev Technology	Automation technology development	Hebron (Northern Kentucky ADD)		\$25,000	\$10,000
	3	2012	Maglev Technology	Automation technology development	Hebron (Northern Kentucky ADD)		\$30,000	\$12,000
	4	2013	Healthcare	Healthcare provider education	Covington (Northern Kentucky ADD)		\$100,000	\$40,000
	5	2014	Knowledge solutions	3D printing designs	Covington (Northern Kentucky ADD)		\$50,000	\$20,000
	6	2014	Healthcare	Healthcare provider education	Covington (Northern Kentucky ADD)		\$143,000	\$57,200
	7	2015	Information Technology & Communications	Online app for parents	Covington (Northern Kentucky ADD)		\$100,000	\$40,000
	8	2015	Healthcare	Medical device product development	Louisville (KIPDA)		\$50,000	\$20,000

Fund	Investment Number	Invest Year	Nature of Small Business	Description of Small Business	Geographic Location	Jobs*	Investment Amount	Credits Authorized
	9	2015	Information Technology & Communications	Customer feedback technology	Covington (Northern Kentucky ADD)		\$50,000	\$20,000
	10	2016	Healthcare	Healthcare provider education	Covington (Northern Kentucky ADD)		\$17,737	\$7,095
	11	2017	Other New Economy Knowledge Based Activit	Collectible marketplace	Covington (Northern Kentucky ADD)		\$50,000	\$20,000
	12	2017	Information Technology & Communications	Customer feedback technology	Covington (Northern Kentucky ADD)		\$50,000	\$20,000
	13	2018	Other New Economy Knowledge Based Activit	Theatre e-commerce	Covington (Northern Kentucky ADD)		\$25,000	\$10,000
	14	2019	Environmental Technology	Biogas technology	Ft. Mitchell (Northern Kentucky ADD)		\$240,000	\$96,000
	15	2020	Information Technology & Communications	Startup sector service platform	Covington (Northern Kentucky ADD)		\$25,000	\$10,000
	16	2021	Information Technology & Communications	Commerical multi-media platform	Covington (Northern Kentucky ADD)		\$75,000	\$30,000
NKY Growth Fund I, LLC Total							\$1,080,737	\$432,295
Bluegrass Angel Venture Fund II, LLC	1	2011	Biotech	Cancer treatment development	Louisville (KIPDA)		\$50,000	\$16,774
	2	2011	Biotech	Equine medical development	Lexington (Bluegrass ADD)		\$150,000	\$49,366
	3	2011	Biotech	Cell research	Lexington (Bluegrass ADD)		\$200,000	\$65,823
	4	2012	Healthcare	3D measurement technology	Lexington (Bluegrass ADD)		\$100,000	\$32,908
	5	2012	Biotech	Product development	Lexington (Bluegrass ADD)		\$50,000	\$16,457
	6	2012	Magleve Technology	Automation technology development	Hebron (Northern Kentucky ADD)		\$50,000	\$16,457
	7	2012	Healthcare	Vascular solutions	Lexington (Bluegrass ADD)		\$120,000	\$39,498
	8	2012	Biotech	Renewable chemicals	Lexington (Bluegrass ADD)		\$28,011	\$9,219
	9	2012	Communications	Mobile ad and marketing solutions	Lexington (Bluegrass ADD)		\$100,000	\$32,908
	10	2012	Magleve Technology	Automation technology development	Hebron (Northern Kentucky ADD)		\$25,000	\$8,228
	11	2012	Biotech	Cancer treatment development	Louisville (KIPDA)		\$150,000	\$49,364
	12	2012	Software	Video game development	Lexington (Bluegrass ADD)		\$100,000	\$32,908
	13	2012	Biotech	Equine medical development	Lexington (Bluegrass ADD)		\$157,115	\$51,706
	14	2012	Biotech	Product development	Lexington (Bluegrass ADD)		\$50,000	\$16,265
	15	2012	Software	Video game development	Lexington (Bluegrass ADD)		\$50,000	\$16,265
	16	2013	Online development	Social network platform	Burlington (Northern Kentucky ADD)		\$50,000	\$16,265
	17	2013	Software	Video game development	Lexington (Bluegrass ADD)		\$100,000	\$32,535
	18	2013	Communications	Mobile ad and marketing solutions	Lexington (Bluegrass ADD)		\$25,000	\$8,135
	19	2013	Biotech	Equine medical development	Lexington (Bluegrass ADD)		\$25,000	\$8,135
	20	2013	Biotech	Product development	Lexington (Bluegrass ADD)		\$50,000	\$16,265
	21	2013	Biotech	Vaccine development	Louisville (KIPDA)		\$100,000	\$32,535
	22	2014	Online development	Social network platform	Glencoe (Northern Kentucky ADD)		\$50,000	\$16,265
	23	2014	Application Development	Customized marketing applications	Louisville (KIPDA)		\$100,000	\$32,535
	24	2014	Environmental Technology	Waste technology	Hartford (Green River ADD)		\$150,000	\$48,800
	25	2014	Knowledge solutions	Labor Market data and analysis	Lexington (Bluegrass ADD)		\$100,000	\$32,535
	26	2015	Biotech	Equine medical development	Lexington (Bluegrass ADD)		\$6,824	\$2,214
	27	2015	Bioscience	Medical research and development	Lexington (Bluegrass ADD)		\$150,000	\$48,788
	28	2015	Bioscience	Toxicology and genetic testing	Lexington (Bluegrass ADD)		\$50,000	\$16,267
	29	2015	Software	Video game development	Lexington (Bluegrass ADD)		\$25,000	\$8,138
	30	2015	Online development	Social network platform	Glencoe (Northern Kentucky ADD)		\$50,000	\$16,267
	31	2015	Online development	Social network platform	Glencoe (Northern Kentucky ADD)		\$50,000	\$16,267
Bluegrass Angel Venture Fund II, LLC Total							\$2,461,950	\$806,092
Uptech Fund I, LLC	1	2012	Online development	Interactive online competitive applications	Newport (Northern Kentucky ADD)		\$50,000	\$17,500
	2	2012	Transportation development	Transportation efficiency solutions	Newport (Northern Kentucky ADD)		\$50,000	\$17,500
	3	2012	Computer tech	Online information access	Newport (Northern Kentucky ADD)		\$50,000	\$17,500
	4	2012	Computer tech	Online musical investment protection/network	Newport (Northern Kentucky ADD)		\$50,000	\$17,500
	5	2012	Biotech	Wastewater development	Newport (Northern Kentucky ADD)		\$50,000	\$17,500
	6	2012	Knowledge solutions	Training program development	Newport (Northern Kentucky ADD)		\$50,000	\$17,500
	7	2012	Knowledge solutions	Outsource program development	Newport (Northern Kentucky ADD)		\$50,000	\$17,500
	8	2012	Knowledge solutions	Online beauty and video solutions	Newport (Northern Kentucky ADD)		\$50,000	\$17,500
	9	2012	Transportation development	Transportation efficiency solutions	Newport (Northern Kentucky ADD)		\$30,000	\$10,500
	10	2012	Biotech	Wastewater development	Newport (Northern Kentucky ADD)		\$50,000	\$17,500
	11	2012	Online development	Interactive online competitive applications	Newport (Northern Kentucky ADD)		\$28,000	\$9,800
	12	2012	Knowledge solutions	Training program development	Newport (Northern Kentucky ADD)		\$30,000	\$10,500
	13	2012	Computer tech	Online information access	Newport (Northern Kentucky ADD)		\$15,000	\$5,250

Fund	Investment		Nature of Small Business	Description of Small Business	Geographic Location	Jobs*	Investment	
	Number	Invest Year					Amount	Credits Authorized
	14	2012	Knowledge solutions	Outsource program development	Newport (Northern Kentucky ADD)		\$30,000	\$10,500
	15	2013	Knowledge solutions	Outsource program development	Newport (Northern Kentucky ADD)		\$5,000	\$1,750
	16	2013	Computer tech	Online information access	Newport (Northern Kentucky ADD)		\$15,000	\$5,250
	17	2013	Online development	Interactive online competitive applications	Newport (Northern Kentucky ADD)		\$10,000	\$3,500
	18	2013	Knowledge solutions	Outsource program development	Newport (Northern Kentucky ADD)		\$7,500	\$2,625
	19	2013	Online development	Interactive online competitive applications	Newport (Northern Kentucky ADD)		\$12,000	\$4,200
	20	2013	Computer tech	Online information access	Newport (Northern Kentucky ADD)		\$2,000	\$700
	21	2013	Computer tech	Online information access	Newport (Northern Kentucky ADD)		\$3,328	\$1,165
	22	2013	Computer tech	Online information access	Newport (Northern Kentucky ADD)		\$5,500	\$1,925
	23	2013	Transportation development	Transportation efficiency solutions	Newport (Northern Kentucky ADD)		\$20,000	\$7,000
	24	2013	Knowledge solutions	Online beauty and video solutions	Newport (Northern Kentucky ADD)		\$27,500	\$9,625
	25	2013	Knowledge solutions	Outsource program development	Newport (Northern Kentucky ADD)		\$7,500	\$2,625
	26	2013	Knowledge solutions	3D printing designs	Covington (Northern Kentucky ADD)		\$20,000	\$6,800
	27	2013	Healthcare	Healthcare professional network	Covington (Northern Kentucky ADD)		\$20,000	\$6,800
	28	2013	Software	Interactive mathematics tool	Covington (Northern Kentucky ADD)		\$20,000	\$6,800
	29	2013	Software	Mobile Software for data storage	Covington (Northern Kentucky ADD)		\$20,000	\$6,800
	30	2013	Knowledge solutions	Home builder data portal	Covington (Northern Kentucky ADD)		\$20,000	\$6,800
	31	2013	Online development	Event ticket exchange	Covington (Northern Kentucky ADD)		\$20,000	\$6,800
	32	2013	Software	Guided tours for mobile devices	Covington (Northern Kentucky ADD)		\$20,000	\$6,800
	33	2013	Knowledge solutions	Home builder data portal	Covington (Northern Kentucky ADD)		\$10,000	\$3,400
	34	2013	Online development	Event ticket exchange	Covington (Northern Kentucky ADD)		\$10,000	\$3,400
	35	2013	Software	Interactive mathematics tool	Covington (Northern Kentucky ADD)		\$10,000	\$3,400
	36	2014	Software	Mobile Software for data storage	Covington (Northern Kentucky ADD)		\$10,000	\$3,400
	37	2014	Knowledge solutions	Home builder data portal	Covington (Northern Kentucky ADD)		\$10,000	\$3,400
	38	2014	Online development	Event ticket exchange	Covington (Northern Kentucky ADD)		\$5,000	\$1,700
	39	2014	Knowledge solutions	3D printing designs	Covington (Northern Kentucky ADD)		\$10,000	\$3,400
	40	2014	Online development	Event ticket exchange	Covington (Northern Kentucky ADD)		\$5,000	\$1,700
	41	2014	Software	Guided tours for mobile devices	Covington (Northern Kentucky ADD)		\$10,000	\$3,400
	42	2014	Knowledge solutions	3D printing designs	Covington (Northern Kentucky ADD)		\$10,000	\$3,400
	43	2014	Online development	Event ticket exchange	Covington (Northern Kentucky ADD)		\$10,000	\$3,400
	44	2014	Software	Interactive mathematics tool	Covington (Northern Kentucky ADD)		\$10,000	\$3,400
	45	2014	Software	Interactive mathematics tool	Covington (Northern Kentucky ADD)		\$10,000	\$3,400
	46	2014	Knowledge solutions	Home builder data portal	Covington (Northern Kentucky ADD)		\$10,000	\$3,400
	47	2014	Knowledge solutions	3D printing designs	Covington (Northern Kentucky ADD)		\$10,000	\$3,400
	48	2014	Software	Guided tours for mobile devices	Covington (Northern Kentucky ADD)		\$10,000	\$3,400
	49	2014	Healthcare	Healthcare professional network	Covington (Northern Kentucky ADD)		\$10,000	\$3,400
	50	2014	Software	Mobile Software for data storage	Covington (Northern Kentucky ADD)		\$10,000	\$3,400
	51	2014	Software	Guided tours for mobile devices	Covington (Northern Kentucky ADD)		\$9,000	\$3,060
	52	2014	Knowledge solutions	3D printing designs	Covington (Northern Kentucky ADD)		\$50,000	\$17,001
	53	2014	Software	Guided tours for mobile devices	Covington (Northern Kentucky ADD)		\$1,000	\$340
	54	2014	Online development	Event ticket exchange	Covington (Northern Kentucky ADD)		\$50,000	\$17,001
	55	2014	Software	Mobile Software for data storage	Covington (Northern Kentucky ADD)		\$10,000	\$3,400
	56	2014	Healthcare	Healthcare professional network	Covington (Northern Kentucky ADD)		\$10,000	\$3,400
	57	2014	Healthcare	Healthcare professional network	Covington (Northern Kentucky ADD)		\$10,000	\$3,400
	58	2014	Information Technology & Communications	Event mobile application	Covington (Northern Kentucky ADD)		\$20,000	\$6,800
	59	2014	Information Technology & Communications	Education content sharing platform	Covington (Northern Kentucky ADD)		\$20,000	\$6,800
	60	2014	Information Technology & Communications	Real estate web application	Covington (Northern Kentucky ADD)		\$20,000	\$6,800
	61	2014	Information Technology & Communications	Mobile betting application	Covington (Northern Kentucky ADD)		\$20,000	\$6,800
	62	2014	Information Technology & Communications	Family social network	Covington (Northern Kentucky ADD)		\$20,000	\$6,800
	63	2014	Information Technology & Communications	Travel communications	Covington (Northern Kentucky ADD)		\$20,000	\$6,800
	64	2014	Information Technology & Communications	Medical patient mobile application	Covington (Northern Kentucky ADD)		\$20,000	\$6,800
	65	2014	Information Technology & Communications	Education content sharing platform	Covington (Northern Kentucky ADD)		\$10,000	\$3,402
	66	2015	Information Technology & Communications	Event mobile application	Covington (Northern Kentucky ADD)		\$10,000	\$3,399
	67	2015	Information Technology & Communications	Real estate web application	Covington (Northern Kentucky ADD)		\$10,000	\$3,399

Fund	Investment Number	Invest Year	Nature of Small Business	Description of Small Business	Geographic Location	Jobs*	Investment Amount	Credits Authorized
	68	2015	Information Technology & Communications	Family social network	Covington (Northern Kentucky ADD)		\$10,000	\$3,399
	69	2015	Information Technology & Communications	Mobile betting application	Covington (Northern Kentucky ADD)		\$10,000	\$3,401
	70	2015	Information Technology & Communications	Event mobile application	Covington (Northern Kentucky ADD)		\$10,000	\$3,401
	71	2015	Information Technology & Communications	Education content sharing platform	Covington (Northern Kentucky ADD)		\$10,000	\$3,401
	72	2015	Information Technology & Communications	Real estate web application	Covington (Northern Kentucky ADD)		\$10,000	\$3,401
	73	2015	Information Technology & Communications	Mobile betting application	Covington (Northern Kentucky ADD)		\$10,000	\$3,401
	74	2015	Information Technology & Communications	Family social network	Covington (Northern Kentucky ADD)		\$10,000	\$3,401
	75	2015	Information Technology & Communications	Travel communications	Covington (Northern Kentucky ADD)		\$10,000	\$3,401
	76	2015	Information Technology & Communications	Mobile betting application	Covington (Northern Kentucky ADD)		\$5,000	\$1,700
	77	2015	Information Technology & Communications	Family social network	Covington (Northern Kentucky ADD)		\$10,000	\$3,402
	78	2015	Information Technology & Communications	Travel communications	Covington (Northern Kentucky ADD)		\$10,000	\$3,402
Uptech Fund I, LLC Total							\$1,423,328	\$490,934
Enterprise Angels	1	2014	Health & Human Development	Medical equipment	Lexington (Bluegrass ADD)		\$200,000	\$74,827
Community Fund I LLC	2	2015	Bioscience	Toxicology and genetic testing	Lexington (Bluegrass ADD)		\$200,000	\$74,839
	3	2015	Information Technology & Communications	Music instruction software	Louisville (KIPDA)		\$150,000	\$56,129
	4	2015	Software	Video game development	Lexington (Bluegrass ADD)		\$300,000	\$112,258
	5	2015	Health & Human Development	Satellite Care Clinics	Louisville (KIPDA)		\$400,000	\$149,677
	6	2015	Health & Human Development	Healthcare management technology	Louisville (KIPDA)		\$250,000	\$93,548
	7	2015	Information Technology & Communications	Bank marketing software	Louisville (KIPDA)		\$250,000	\$93,548
	8	2015	Information Technology & Communications	Insurance software	Elizabethtown (Lincoln Trail ADD)		\$200,000	\$74,839
	9	2015	Health & Human Development	Satellite Care Clinics	Louisville (KIPDA)		\$36,500	\$13,658
	10	2016	Information Technology & Communications	Data Analytics	Louisville (KIPDA)		\$300,000	\$112,258
	11	2016	Health & Human Development	Satellite Care Clinics	Louisville (KIPDA)		\$200,000	\$74,839
	12	2016	Bioscience	Medical device technology	Crestwood (KIPDA)		\$100,000	\$37,420
	13	2016	Bioscience	Toxicology and genetic testing	Lexington (Bluegrass ADD)		\$200,000	\$74,839
	14	2016	Bioscience	Medical device technology	Crestwood (KIPDA)		\$100,000	\$37,420
	15	2017	Information Technology & Communications	Insurance software	Elizabethtown (Lincoln Trail ADD)		\$200,000	\$74,839
	16	2017	Information Technology & Communications	Veterinary software	Lexington (Bluegrass ADD)		\$250,000	\$93,548
	17	2017	Materials Science & Advanced Manufacturing	Natural fiber manufacturing	Louisville (KIPDA)		\$212,000	\$79,329
	18	2017	Information Technology & Communications	Safety management technology	Covington (Northern Kentucky ADD)		\$200,000	\$74,839
	19	2017	Information Technology & Communications	Bank marketing software	Louisville (KIPDA)		\$82,821	\$30,991
	20	2018	Materials Science & Advanced Manufacturing	Natural fiber manufacturing	Louisville (KIPDA)	19	\$101,250	\$37,887
	21	2019	Information Technology & Communications	Bank marketing software	Louisville (KIPDA)		\$50,000	\$18,710
	22	2019	Information Technology & Communications	Veterinary software	Lexington (Bluegrass ADD)		\$50,000	\$18,710
	23	2019	Bioscience	Medical device technology	Crestwood (KIPDA)		\$100,000	\$37,420
	24	2019	Software	Video game development	Lexington (Bluegrass ADD)		\$1,000,000	\$400,000
Enterprise Angels Community Fund I LLC Total							\$5,132,571	\$1,946,371
Connetic Fund, LLC	1	2015	Healthcare	Healthcare provider education	Covington (Northern Kentucky ADD)		\$50,000	\$18,848
	2	2015	Information Technology & Communications	Online app for parents	Covington (Northern Kentucky ADD)		\$40,000	\$15,078
	3	2015	Information Technology & Communications	Healthcare product marketplace	Prospect (KIPDA)		\$50,000	\$18,848
	4	2015	Information Technology & Communications	Online app for parents	Covington (Northern Kentucky ADD)		\$80,000	\$30,157
	5	2015	Healthcare	Medical device product development	Louisville (KIPDA)		\$125,912	\$47,464
	6	2015	Information Technology & Communications	Customer feedback technology	Covington (Northern Kentucky ADD)		\$125,000	\$47,120
	7	2016	Information Technology & Communications	Online app for parents	Covington (Northern Kentucky ADD)		\$15,000	\$5,686
	8	2016	Healthcare	Medical device product development	Louisville (KIPDA)		\$125,000	\$47,386
	9	2016	Information Technology & Communications	Customer feedback technology	Covington (Northern Kentucky ADD)		\$125,000	\$47,380
	10	2016	Application Development	Customized marketing applications	Louisville (KIPDA)		\$50,000	\$18,952
	11	2017	Other New Economy Knowledge Based Activities	Collectible marketplace	Covington (Northern Kentucky ADD)		\$150,023	\$56,752
	12	2017	Information Technology & Communications	Customer feedback technology	Covington (Northern Kentucky ADD)		\$25,000	\$9,457
	13	2017	Other New Economy Knowledge Based Activities	Collectible marketplace	Covington (Northern Kentucky ADD)		\$30,900	\$11,689
Connetic Fund, LLC Total							\$991,835	\$374,819
Bluegrass Angel	1	2015	Software	Video game development	Lexington (Bluegrass ADD)		\$200,000	\$73,134
Venture Fund III, LLC	2	2015	Information Technology & Communications	Bank marketing software	Louisville (KIPDA)		\$250,000	\$91,657
	3	2016	Other New Economy Knowledge Based Activities	Agriculture monitoring technology	Nicholasville (Bluegrass ADD)		\$200,000	\$73,381

Fund	Investment Number	Invest Year	Nature of Small Business	Description of Small Business	Geographic Location	Jobs*	Investment Amount	Credits Authorized
	4	2016	Application Development	Customized marketing applications	Louisville (KIPDA)		\$100,000	\$36,725
	5	2016	Materials Science & Advanced Manufacturing	Lighting technology	Lexington (Bluegrass ADD)		\$150,000	\$55,223
	6	2016	Healthcare	3D measurement technology	Lexington (Bluegrass ADD)		\$100,000	\$36,831
	7	2016	Bioscience	Medical device technology	Crestwood (KIPDA)		\$150,000	\$55,223
	8	2016	Bioscience	Toxicology and genetic testing	Lexington (Bluegrass ADD)		\$200,000	\$73,651
	9	2017	Information Technology & Communications	Veterinary software	Lexington (Bluegrass ADD)		\$150,000	\$55,223
	10	2017	Information Technology & Communications	Online business support	Lexington (Bluegrass ADD)		\$100,000	\$36,831
	11	2017	Environmental & Energy Technology	Water treatment technology	Lexington (Bluegrass ADD)		\$100,000	\$36,831
	12	2017	Other New Economy Knowledge Based Activit	Agriculture monitoring technology	Nicholasville (Bluegrass ADD)		\$100,000	\$36,831
	13	2017	Other New Economy Knowledge Based Activit	Catalyst technology	Jeffersontown (KIPDA)		\$300,032	\$110,486
	14	2017	Healthcare	3D measurement technology	Lexington (Bluegrass ADD)		\$100,000	\$36,831
	15	2017	Information Technology & Communications	Insurance software	Elizabethtown (Lincoln Trail ADD)		\$100,000	\$36,831
	16	2017	Information Technology & Communications	Bank marketing software	Louisville (KIPDA)		\$50,000	\$18,399
	17	2018	Materials Science & Advanced Manufacturing	Lighting Product Technology	Lexington (Bluegrass ADD)	11	\$300,000	\$110,469
	18	2018	Other New Economy Knowledge Based Activit	Agriculture monitoring technology	Nicholasville (Bluegrass ADD)	6	\$74,999	\$27,622
	19	2018	Bioscience	Toxicology and genetic testing	Lexington (Bluegrass ADD)	11	\$175,000	\$64,448
	20	2018	Information Technology & Communications	Veterinary software	Lexington (Bluegrass ADD)	11	\$75,000	\$27,622
	21	2018	Materials Science & Advanced Manufacturing	Manufacturing of ultra-small technology compor	Lexington (Bluegrass ADD)	6	\$200,000	\$73,651
	22	2018	Environmental & Energy Technology	Water treatment technology	Lexington (Bluegrass ADD)	5	\$50,000	\$18,399
	23	2018	Healthcare	3D measurement technology	Lexington (Bluegrass ADD)	11	\$100,000	\$36,831
	24	2018	Other New Economy Knowledge Based Activit	Catalyst technology	Jeffersontown (KIPDA)	4	\$100,000	\$36,831
	25	2019	Application Development	Customized marketing applications	Louisville (KIPDA)		\$100,000	\$36,831
	26	2019	Information Technology & Communications	Bank marketing software	Louisville (KIPDA)		\$25,000	\$9,193
	27	2020	Other New Economy Knowledge Based Activit	Agriculture monitoring technology	Nicholasville (Bluegrass ADD)		\$10,000	\$3,682
	28	2021	Environmental & Energy Technology	Water treatment technology	Lexington (Bluegrass ADD)	16	\$200,000	\$73,642
	29	2021	Other New Economy Knowledge Based Activit	Agriculture monitoring technology	Nicholasville (Bluegrass ADD)	0	\$10,000	\$3,682
	30	2021	Other New Economy Knowledge Based Activit	Agriculture monitoring technology	Nicholasville (Bluegrass ADD)	0	\$10,000	\$3,682
Bluegrass Angel Venture Fund III, LLC Total							\$3,780,031	\$1,390,673
Marshall Ventures Fund I, LLC	1	2015	Information Technology & Communications	Coaching Software	Lexington (Bluegrass ADD)		\$200,000	\$80,000
	2	2015	Information Technology & Communications	Customer feedback technology	Covington (Northern Kentucky ADD)		\$250,000	\$100,000
	3	2015	Information Technology & Communications	Insurance software	Elizabethtown (Lincoln Trail ADD)		\$200,000	\$80,000
	4	2016	Environmental Technology	Cleaner energy technology	Henderson (Green River ADD)		\$290,000	\$116,000
	5	2016	Bioscience	Medical device technology	Crestwood (KIPDA)		\$100,000	\$40,000
	6	2016	Bioscience	Medical device technology	Crestwood (KIPDA)		\$100,000	\$40,000
	7	2017	Information Technology & Communications	Insurance software	Elizabethtown (Lincoln Trail ADD)		\$200,000	\$80,000
	8	2017	Environmental Technology	Waste technology	Hartford (Green River ADD)		\$200,000	\$80,000
	9	2018	Environmental Technology	Waste technology	Hartford (Green River ADD)		\$160,000	\$64,000
	10	2019	Bioscience	Medical device technology	Crestwood (KIPDA)		\$100,000	\$40,000
	11	2019	Information Technology & Communications	App based software	Louisville (KIPDA)		\$125,000	\$50,000
Marshall Ventures Fund I, LLC Total							\$1,925,000	\$770,000
Uptech Fund II, LLC	1	2015	Information Technology & Communications	Augmented reality technology	Covington (Northern Kentucky ADD)		\$20,000	\$7,347
	2	2015	Information Technology & Communications	Endorsement marketplace	Covington (Northern Kentucky ADD)		\$20,000	\$7,347
	3	2015	Information Technology & Communications	Game subscription service	Covington (Northern Kentucky ADD)		\$20,000	\$7,347
	4	2015	Information Technology & Communications	Artist networking platform	Covington (Northern Kentucky ADD)		\$20,000	\$7,347
	5	2015	Information Technology & Communications	Audience/event mobile platform	Covington (Northern Kentucky ADD)		\$20,000	\$7,347
	6	2015	Information Technology & Communications	Customer communication platform	Covington (Northern Kentucky ADD)		\$20,000	\$7,347
	7	2015	Other New Economy Knowledge Based Activit	Excess commodity marketplace	Covington (Northern Kentucky ADD)		\$20,000	\$7,347
	8	2015	Information Technology & Communications	Endorsement marketplace	Covington (Northern Kentucky ADD)		\$10,000	\$3,673
	9	2015	Information Technology & Communications	Game subscription service	Covington (Northern Kentucky ADD)		\$10,000	\$3,673
	10	2015	Information Technology & Communications	Customer communication platform	Covington (Northern Kentucky ADD)		\$10,000	\$3,673
	11	2015	Information Technology & Communications	Customer communication platform	Covington (Northern Kentucky ADD)		\$10,000	\$3,673
	12	2015	Information Technology & Communications	Customer communication platform	Covington (Northern Kentucky ADD)		\$10,000	\$3,673
	13	2016	Information Technology & Communications	Endorsement marketplace	Covington (Northern Kentucky ADD)		\$10,000	\$3,674
	14	2016	Information Technology & Communications	Artist networking platform	Covington (Northern Kentucky ADD)		\$10,000	\$3,674

Fund	Investment Number	Invest Year	Nature of Small Business	Description of Small Business	Geographic Location	Jobs*	Investment Amount	Credits Authorized
	15	2016	Information Technology & Communications	Event crowdfunding	Covington (Northern Kentucky ADD)		\$10,000	\$3,674
	16	2016	Information Technology & Communications	Endorsement marketplace	Covington (Northern Kentucky ADD)		\$10,000	\$3,673
	17	2016	Information Technology & Communications	Game subscription service	Covington (Northern Kentucky ADD)		\$10,000	\$3,673
	18	2016	Information Technology & Communications	Artist networking platform	Covington (Northern Kentucky ADD)		\$10,000	\$3,673
	19	2016	Information Technology & Communications	Audience/event mobile platform	Covington (Northern Kentucky ADD)		\$20,000	\$7,346
	20	2016	Other New Economy Knowledge Based Activities	Excess commodity marketplace	Covington (Northern Kentucky ADD)		\$10,000	\$3,673
	21	2016	Information Technology & Communications	Event crowdfunding	Covington (Northern Kentucky ADD)		\$10,000	\$3,673
	22	2016	Information Technology & Communications	Artist networking platform	Covington (Northern Kentucky ADD)		\$10,000	\$3,676
	23	2016	Information Technology & Communications	Health data and mapping	Covington (Northern Kentucky ADD)		\$5,000	\$1,837
	24	2016	Information Technology & Communications	Safety management technology	Covington (Northern Kentucky ADD)		\$20,000	\$7,346
	25	2016	Information Technology & Communications	Paperless office technology	Covington (Northern Kentucky ADD)		\$5,000	\$1,837
	26	2016	Information Technology & Communications	Project management software	Covington (Northern Kentucky ADD)		\$20,000	\$7,346
	27	2016	Information Technology & Communications	Streaming platform for podcasts and radio	Covington (Northern Kentucky ADD)		\$5,000	\$1,837
	28	2016	Information Technology & Communications	Online app and game development	Covington (Northern Kentucky ADD)		\$2,000	\$735
	29	2016	Other New Economy Knowledge Based Activities	Merchandise creation for game developers	Covington (Northern Kentucky ADD)		\$5,000	\$1,837
	30	2016	Information Technology & Communications	Health data and mapping	Covington (Northern Kentucky ADD)		\$10,000	\$3,673
	31	2016	Information Technology & Communications	Paperless office technology	Covington (Northern Kentucky ADD)		\$20,000	\$7,346
	32	2016	Information Technology & Communications	Online app and game development	Covington (Northern Kentucky ADD)		\$3,000	\$1,102
	33	2016	Information Technology & Communications	Paperless office technology	Covington (Northern Kentucky ADD)		\$10,000	\$3,673
	34	2016	Information Technology & Communications	Online app and game development	Covington (Northern Kentucky ADD)		\$20,000	\$7,346
	35	2016	Other New Economy Knowledge Based Activities	Merchandise creation for game developers	Covington (Northern Kentucky ADD)		\$20,000	\$7,347
	36	2016	Information Technology & Communications	Health data and mapping	Covington (Northern Kentucky ADD)		\$20,000	\$7,347
	37	2016	Information Technology & Communications	Safety management technology	Covington (Northern Kentucky ADD)		\$10,000	\$3,673
	38	2016	Information Technology & Communications	Paperless office technology	Covington (Northern Kentucky ADD)		\$10,000	\$3,673
	39	2016	Information Technology & Communications	Project management software	Covington (Northern Kentucky ADD)		\$10,000	\$3,673
	40	2016	Information Technology & Communications	Streaming platform for podcasts and radio	Covington (Northern Kentucky ADD)		\$10,000	\$3,673
	41	2016	Information Technology & Communications	Online app and game development	Covington (Northern Kentucky ADD)		\$10,000	\$3,673
	42	2016	Other New Economy Knowledge Based Activities	Merchandise creation for game developers	Covington (Northern Kentucky ADD)		\$10,000	\$3,673
	43	2017	Information Technology & Communications	Health data and mapping	Covington (Northern Kentucky ADD)		\$10,000	\$3,673
	44	2017	Information Technology & Communications	Safety management technology	Covington (Northern Kentucky ADD)		\$20,000	\$7,347
	45	2017	Information Technology & Communications	Project management software	Covington (Northern Kentucky ADD)		\$10,000	\$3,673
	46	2017	Information Technology & Communications	Streaming platform for podcasts and radio	Covington (Northern Kentucky ADD)		\$5,000	\$1,837
	47	2017	Information Technology & Communications	Online app and game development	Covington (Northern Kentucky ADD)		\$10,000	\$3,673
	48	2017	Other New Economy Knowledge Based Activities	Merchandise creation for game developers	Covington (Northern Kentucky ADD)		\$10,000	\$3,673
	49	2017	Information Technology & Communications	Streaming platform for podcasts and radio	Covington (Northern Kentucky ADD)		\$5,000	\$1,837
	50	2017	Information Technology & Communications	Streaming platform for podcasts and radio	Covington (Northern Kentucky ADD)		\$10,000	\$3,673
	51	2017	Information Technology & Communications	Health data and mapping	Covington (Northern Kentucky ADD)		\$10,000	\$3,674
	52	2017	Information Technology & Communications	Paperless office technology	Covington (Northern Kentucky ADD)		\$10,000	\$3,674
	53	2017	Other New Economy Knowledge Based Activities	Merchandise creation for game developers	Covington (Northern Kentucky ADD)		\$10,000	\$3,674
	54	2017	Information Technology & Communications	Safety management technology	Covington (Northern Kentucky ADD)		\$50,000	\$18,364
	55	2017	Information Technology & Communications	Marketing platform	Covington (Northern Kentucky ADD)		\$20,000	\$7,346
	56	2017	Information Technology & Communications	Software planning and analysis	Covington (Northern Kentucky ADD)		\$20,000	\$7,346
	57	2017	Information Technology & Communications	Hair care mobile platform	Covington (Northern Kentucky ADD)		\$20,000	\$7,346
	58	2017	Information Technology & Communications	Augmented reality advertising	Covington (Northern Kentucky ADD)		\$20,000	\$7,346
	59	2017	Information Technology & Communications	Language learning platform	Covington (Northern Kentucky ADD)		\$20,000	\$7,346
	60	2017	Information Technology & Communications	Marketing platform	Covington (Northern Kentucky ADD)		\$10,000	\$3,673
	61	2017	Information Technology & Communications	Software planning and analysis	Covington (Northern Kentucky ADD)		\$10,000	\$3,673
	62	2017	Information Technology & Communications	Hair care mobile platform	Covington (Northern Kentucky ADD)		\$10,000	\$3,673
	63	2017	Information Technology & Communications	Augmented reality advertising	Covington (Northern Kentucky ADD)		\$10,000	\$3,673
	64	2017	Information Technology & Communications	Language learning platform	Covington (Northern Kentucky ADD)		\$10,000	\$3,673
	65	2018	Information Technology & Communications	Marketing platform	Covington (Northern Kentucky ADD)		\$10,000	\$3,695
	66	2018	Information Technology & Communications	Software planning and analysis	Covington (Northern Kentucky ADD)		\$10,000	\$3,695
	67	2018	Information Technology & Communications	Hair care mobile platform	Covington (Northern Kentucky ADD)		\$10,000	\$3,695
	68	2018	Information Technology & Communications	Augmented reality advertising	Covington (Northern Kentucky ADD)		\$10,000	\$3,695

Fund	Investment Number	Invest Year	Nature of Small Business	Description of Small Business	Geographic Location	Jobs*	Investment Amount	Credits Authorized
	69	2018	Information Technology & Communications	Search technology	Covington (Northern Kentucky ADD)		\$50,000	\$18,476
	70	2018	Information Technology & Communications	Language learning platform	Covington (Northern Kentucky ADD)		\$10,000	\$3,695
	71	2018	Other New Economy Knowledge Based Activit	Merchandise creation for game developers	Covington (Northern Kentucky ADD)		\$50,000	\$18,475
	72	2018	Information Technology & Communications	Marketing platform	Covington (Northern Kentucky ADD)		\$10,000	\$3,695
	73	2018	Information Technology & Communications	Hair care mobile platform	Covington (Northern Kentucky ADD)		\$10,000	\$3,695
	74	2018	Information Technology & Communications	Language learning platform	Covington (Northern Kentucky ADD)		\$10,000	\$3,695
	75	2018	Information Technology & Communications	Hair care mobile platform	Covington (Northern Kentucky ADD)		\$6,375	\$2,357
	76	2018	Information Technology & Communications	Augmented reality advertising	Covington (Northern Kentucky ADD)		\$10,000	\$3,697
	77	2018	Information Technology & Communications	Sales call technology	Covington (Northern Kentucky ADD)		\$20,000	\$7,390
	78	2018	Information Technology & Communications	Farm management platform	Covington (Northern Kentucky ADD)		\$20,000	\$7,390
	79	2018	Information Technology & Communications	Network for mental healthcare	Covington (Northern Kentucky ADD)		\$20,000	\$7,390
	80	2018	Information Technology & Communications	Employee feedback technology	Covington (Northern Kentucky ADD)		\$20,000	\$7,390
	81	2018	Information Technology & Communications	Sport instruction platform	Covington (Northern Kentucky ADD)		\$25,000	\$9,238
	82	2018	Information Technology & Communications	Sales call technology	Covington (Northern Kentucky ADD)		\$10,000	\$3,695
	83	2018	Information Technology & Communications	Farm management platform	Covington (Northern Kentucky ADD)		\$10,000	\$3,695
	84	2018	Information Technology & Communications	Network for mental healthcare	Covington (Northern Kentucky ADD)		\$10,000	\$3,695
	85	2018	Information Technology & Communications	Employee feedback technology	Covington (Northern Kentucky ADD)		\$10,000	\$3,695
	86	2018	Information Technology & Communications	Sales call technology	Covington (Northern Kentucky ADD)		\$10,000	\$3,695
	87	2018	Information Technology & Communications	Network for mental healthcare	Covington (Northern Kentucky ADD)		\$10,000	\$3,695
	88	2019	Information Technology & Communications	Network for mental healthcare	Covington (Northern Kentucky ADD)		\$10,000	\$3,695
	89	2019	Information Technology & Communications	Employee feedback technology	Covington (Northern Kentucky ADD)		\$10,000	\$3,695
	90	2019	Information Technology & Communications	Sport instruction platform	Covington (Northern Kentucky ADD)		\$25,000	\$9,238
	91	2019	Information Technology & Communications	Employee feedback technology	Covington (Northern Kentucky ADD)		\$10,000	\$3,695
	92	2019	Information Technology & Communications	Farm management platform	Covington (Northern Kentucky ADD)		\$10,000	\$3,695
	93	2019	Information Technology & Communications	Sales call technology	Covington (Northern Kentucky ADD)		\$10,000	\$3,695
Uptech Fund II, LLC Total							\$1,271,375	\$467,973
Bluegrass Angel	1	2018	Other New Economy Knowledge Based Activit	Agriculture monitoring technology	Nicholasville (Bluegrass ADD)	6	\$100,000	\$36,675
Venture Fund IV, LLC	2	2018	Bioscience	Animal diagnostic tools	Lexington (Bluegrass ADD)	4	\$300,000	\$110,000
	3	2019	Information Technology & Communications	Content management for design teams	Lexington (Bluegrass ADD)		\$200,000	\$73,325
	4	2019	Materials Science & Advanced Manufacturing	Solar technology	Louisville (KIPDA)		\$99,999	\$36,675
	5	2019	Information Technology & Communications	Health analytics	Lexington (Bluegrass ADD)		\$220,000	\$80,675
	6	2019	Bioscience	Medical device technology	Crestwood (KIPDA)		\$150,000	\$55,000
	7	2019	Information Technology & Communications	Mobile health information	Lexington (Bluegrass ADD)		\$250,000	\$91,675
	8	2019	Bioscience	Animal diagnostic tools	Lexington (Bluegrass ADD)		\$100,000	\$36,675
	9	2019	Information Technology & Communications	Content management for design teams	Lexington (Bluegrass ADD)		\$100,000	\$36,675
	10	2019	Environmental & Energy Technology	Water treatment technology	Lexington (Bluegrass ADD)		\$400,000	\$146,675
	11	2019	Other New Economy Knowledge Based Activit	Catalyst technology	Jeffersontown (KIPDA)		\$100,000	\$36,675
	12	2020	Bioscience	Animal diagnostic tools	Lexington (Bluegrass ADD)		\$100,000	\$36,676
	13	2020	Software	Video game development	Lexington (Bluegrass ADD)		\$500,000	\$183,324
	14	2020	Other New Economy Knowledge Based Activit	Agriculture monitoring technology	Nicholasville (Bluegrass ADD)		\$75,000	\$27,500
	15	2020	Information Technology & Communications	sports analytics	Louisville (KIPDA)		\$125,000	\$45,833
	16	2020	Information Technology & Communications	video capture software	Louisville (KIPDA)		\$250,000	\$91,667
	17	2020	Bioscience	Pest Control	Lexington (Bluegrass ADD)		\$100,000	\$36,667
	18	2020	Bioscience	Animal diagnostic tools	Lexington (Bluegrass ADD)		\$150,000	\$55,000
	19	2020	Information Technology & Communications	sports analytics	Louisville (KIPDA)		\$125,000	\$45,833
	20	2020	Information Technology & Communications	Mobile health information	Lexington (Bluegrass ADD)		\$50,000	\$18,333
	21	2020	Bioscience	Medical device technology	Crestwood (KIPDA)		\$100,000	\$36,667
	22	2020	Bioscience	Toxicology and genetic testing	Lexington (Bluegrass ADD)		\$200,000	\$73,333
	23	2020	Information Technology & Communications	Health analytics	Lexington (Bluegrass ADD)		\$100,000	\$36,667
	24	2020	Health & Human Development	Mobile health information	Lexington (Bluegrass ADD)		\$20,000	\$7,333
	25	2020	Health & Human Development	Healthcare IT Software	Paducah (Purchase ADD)		\$10,000	\$3,667
	26	2020	Information Technology & Communications	Web-based calendar syncing software	Louisville (KIPDA)		\$10,000	\$3,667
	27	2020	Information Technology & Communications	Fundraising platform for fitness activities	Prospect (KIPDA)		\$30,000	\$11,000
	28	2020	Other New Economy Knowledge Based Activit	STEM education	Louisville (KIPDA)		\$10,000	\$3,667

Fund	Investment Number	Invest Year	Nature of Small Business	Description of Small Business	Geographic Location	Jobs*	Investment Amount	Credits Authorized	
	29	2020	Bioscience	Pest Control	Lexington (Bluegrass ADD)		\$20,000	\$7,324	
	30	2020	Materials Science & Advanced Manufacturing	Manufacturing of ultra-small technology compo	Nicholasville (Bluegrass ADD)		\$250,000	\$91,667	
	31	2021	Environmental & Energy Technology	Software platform that manages residential elect	Louisville (KIPDA)		\$150,000	\$55,000	
	32	2021	Health & Human Development	Cancer support products	Lexington (Bluegrass ADD)		\$10,000	\$3,667	
	33	2021	Environmental & Energy Technology	Manufacturer of precious metal catalyts	Louisville (KIPDA)		\$150,000	\$55,000	
	34	2021	Environmental & Energy Technology	Water treatment technology	Lexington (Bluegrass ADD)		\$250,000	\$91,667	
	35	2021	Information Technology & Communications	Cloud-based veterinary practice management so	Lexington (Bluegrass ADD)		\$125,000	\$45,833	
	36	2021	Bioscience	Medical device technology	Crestwood (KIPDA)		\$50,000	\$18,333	
	37	2021	Materials Science & Advanced Manufacturing	Solar technology	Louisville (KIPDA)		\$100,000	\$36,667	
	38	2021	Health & Human Development	Mobile health information	Lexington (Bluegrass ADD)		\$75,000	\$27,500	
	39	2022	Information Technology & Communications	Patient-centric software for optimizing organ prc	Lexington (Bluegrass ADD)		\$50,000	\$18,333	
Bluegrass Angel Venture Fund IV, LLC Total							\$5,204,999	\$1,908,550	
Strike Ventures Fund I, LLC	1	2021	Information Technology & Communications	Data architecture & advanced analytics	Louisville (KIPDA)		\$599,995	\$239,998	
	2	2021	Information Technology & Communications	Social media platform w/ proprietary informatio	Louisville (KIPDA)	3	\$250,000	\$100,000	
	3	2021	Information Technology & Communications	Data architecture & advanced analytics	Louisville (KIPDA)	7	\$349,998	\$140,000	
	4	2021	Information Technology & Communications	Indoor digital map application	Louisville (KIPDA)	5	\$350,000	\$140,000	
	5	2021	Bioscience	Animal diagnostic tools	Lexington (Bluegrass ADD)	3	\$149,999	\$59,999	
Strike Ventures Fund I, LLC Total							18	\$1,699,991	\$679,997
Bluegrass Angel Venture Fund V, LLC	1	2021	Information Technology & Communications	Cloud-based veterinary practice management so	Lexington (Bluegrass ADD)		\$125,000	\$45,000	
	2	2021	Bioscience	Animal diagnostic tools	Lexington (Bluegrass ADD)		\$299,997	\$108,619	
	3	2021	Materials Science & Advanced Manufacturing	Solar technology	Louisville (KIPDA)		\$100,000	\$36,667	
	4	2021	Health & Human Development	Mobile health information	Lexington (Bluegrass ADD)		\$75,000	\$27,500	
	5	2022	Information Technology & Communications	Patient-centric software for optimizing organ prc	Lexington (Bluegrass ADD)		\$150,000	\$55,000	
Bluegrass Angel Venture Fund V, LLC Total							\$749,997	\$272,786	
Kentucky Select Fund, 1		2021	Information Technology & Communications	Enterprise Software	Lexington (Bluegrass ADD)		\$150,000	\$60,000	
Kentucky Select Fund, LLC Total							\$150,000	\$60,000	
Grand Total							\$44,366,868	\$16,457,087	

*Jobs reported in active funds' most recent annual report



Kentucky Enterprise Initiative Act (KEIA)

Statutorily Required Annual Reports

FY 2021-2022





CABINET FOR ECONOMIC DEVELOPMENT

Andy Beshear
Governor

Old Capitol Annex
300 West Broadway
Frankfort, Kentucky 40601

Jeff Noel
Secretary

October 30, 2022

The Honorable Andrew G. Beshear, Governor
Office of the Governor
700 Capital Avenue, Suite 100
Frankfort, Kentucky 40601

RE: Kentucky Enterprise Initiative Act Annual Report

Dear Governor Beshear:

Pursuant to KRS 154.31-030, which pertains to projects approved under the Kentucky Enterprise Initiative Act (KEIA), the Kentucky Economic Development Finance Authority (KEDFA) must prepare a report for the Legislative Research Commission and the Governor within one hundred twenty days after the end of each fiscal year. The report includes a list of all companies approved for KEIA incentives during the fiscal year.

Enclosed is the KEIA annual report for the fiscal year ending June 30, 2022. KEDFA approved a total of 63 projects in 28 counties for KEIA incentives. Eligibility for sales and use tax refunds totaling \$19,645,000 of the \$20,000,000 available were approved for the purchase of construction materials and building fixtures. Eligibility for sales and use tax refunds totaling \$4,420,000 of the \$5,000,000 available were approved for the purchase of research and development, electronic processing and flight simulator equipment. For fiscal year ending June 30, 2022, the total KEIA refunds issued by the Division of Sales and Use Tax within the Department of Revenue was \$7,570,761.27 to 32 companies.

If you have any questions regarding the report, please contact me at (502) 782-1987.

Sincerely,

A handwritten signature in blue ink that reads "Katie Smith".

Katie Smith
Deputy Secretary & Commissioner
Department for Financial Services

cc: Angelica Sanchez Vega



CABINET FOR ECONOMIC DEVELOPMENT

Andy Beshear
Governor

Old Capitol Annex
300 West Broadway
Frankfort, Kentucky 40601

Jeff Noel
Secretary

October 30, 2022

Jay E. Hartz, Director
Legislative Research Commission
700 Capital Avenue
Frankfort, Kentucky 40601

RE: Kentucky Enterprise Initiative Act Annual Report

Dear Director Hartz:

Pursuant to KRS 154.31-030, which pertains to projects approved under the Kentucky Enterprise Initiative Act (KEIA), the Kentucky Economic Development Finance Authority (KEDFA) must prepare a report for the Legislative Research Commission and the Governor within one hundred twenty days after the end of each fiscal year. The report includes a list of all companies approved for KEIA incentives during the fiscal year.

Enclosed is the KEIA annual report for the fiscal year ending June 30, 2022. KEDFA approved a total of 63 projects in 28 counties for KEIA incentives. Eligibility for sales and use tax refunds totaling \$19,645,000 of the \$20,000,000 available were approved for the purchase of construction materials and building fixtures. Eligibility for sales and use tax refunds totaling \$4,420,000 of the \$5,000,000 available were approved for the purchase of research and development, electronic processing and flight simulator equipment. For fiscal year ending June 30, 2022, the total KEIA refunds issued by the Division of Sales and Use Tax within the Department of Revenue was \$7,570,761.27 to 32 companies.

If you have any questions regarding the report, please contact me at (502) 782-1987.

Sincerely,

A handwritten signature in blue ink that reads "Katie Smith".


Katie Smith
Deputy Secretary & Commissioner
Department for Financial Services

cc: Angelica Sanchez Vega

Kentucky Enterprise Initiative Act (KEIA) Fiscal Year 2022 Annual Report

Research and Development, Electronic Processing and Flight Simulator Equip.	Construction Materials & Bldg Fixtures	Total
---	--	-------

County	Total Projects	New Jobs Projected	Eligible Investment	Eligible Refund	Eligible Investment	Eligible Refund	Total Investment	Eligible Refund
Anderson	1	10			\$1,347,733	\$50,000	\$3,153,330	\$50,000
Boone	6	355	\$30,000,000	\$1,500,000	\$29,886,190	\$760,000	\$183,831,835	\$2,260,000
Bracken	1	14			\$9,808,125	\$200,000	\$23,615,165	\$200,000
Bullitt	1	14			\$18,285,731	\$300,000	\$23,149,731	\$300,000
Calloway	1	150			\$4,200,000	\$125,000	\$8,200,000	\$125,000
Campbell	2	5	\$2,279,000	\$100,000	\$4,823,699	\$50,000	\$12,305,688	\$150,000
Christian	1	33			\$5,580,000	\$100,000	\$31,174,000	\$100,000
Clark	2	15	\$2,000,000	\$25,000	\$77,136,800	\$250,000	\$174,962,000	\$275,000
Daviess	1	42			\$12,000,000	\$350,000	\$110,000,000	\$350,000
Fayette	3	22	\$10,798,096	\$445,000			\$16,793,096	\$445,000
Franklin	3	10			\$20,700,000	\$350,000	\$52,280,000	\$350,000
Graves	1	465			\$2,248,985	\$100,000	\$26,382,463	\$100,000
Hardin	4	220			\$162,585,000	\$1,290,000	\$336,881,937	\$1,290,000
Henderson	3	190			\$90,365,782	\$3,900,000	\$441,677,675	\$3,900,000
Jefferson	7	98	\$869,858	\$25,000	\$41,718,512	\$1,495,000	\$120,786,141	\$1,520,000
Kenton	2	300	\$41,570,019	\$725,000	\$4,081,250	\$225,000	\$50,391,839	\$950,000
Marion	1	14			\$2,805,000	\$150,000	\$4,125,000	\$150,000
Marshall	1	10	\$2,400,000	\$100,000	\$1,200,000	\$50,000	\$24,000,000	\$150,000
Martin	1	11	\$166,310,000	\$200,000	\$8,445,000	\$400,000	\$231,778,588	\$600,000
McCracken	1	35			\$3,750,000	\$50,000	\$6,650,000	\$50,000
Meade	3	110			\$22,765,000	\$900,000	\$76,775,000	\$900,000
Nelson	5	67			\$80,901,154	\$850,000	\$205,291,857	\$850,000
Pulaski	1	18			\$4,219,439	\$150,000	\$26,843,276	\$150,000
Scott	1	25			\$7,000,000	\$350,000	\$12,760,800	\$350,000
Shelby	4	94	\$4,600,000	\$200,000	\$38,774,649	\$650,000	\$111,461,915	\$850,000
Todd	2	148			\$129,300,000	\$4,050,000	\$404,200,000	\$4,050,000
Union	1	4	\$22,006,980	\$100,000	\$2,747,435	\$150,000	\$25,000,000	\$250,000
Warren	3	526	\$20,411,287	\$1,000,000	\$67,614,677	\$2,350,000	\$382,565,243	\$3,350,000
Grand Total	63	3005	\$303,245,240	\$4,420,000	\$854,290,161	\$19,645,000	\$3,127,036,579	\$24,065,000



Incentives for Energy-related Business Act (IEBA)

Statutorily Required Annual Reports

FY 2021-2022





CABINET FOR ECONOMIC DEVELOPMENT

Andy Beshear
Governor

Old Capitol Annex
300 West Broadway
Frankfort, Kentucky 40601

Jeff Noel
Secretary

October 31, 2022

Jay D. Hartz, Director
Legislative Research Commission
700 Capitol Avenue
Capitol Building, Suite 300
Frankfort, KY 40601

RE: Incentives for Energy-related Business Act (IEBA) Annual Report

Dear Director Hartz:

Pursuant to KRS 154.27-050(4), which pertains to projects approved under the Incentives for Energy-related Business Act (IEBA), the Kentucky Economic Development Finance Authority (KEDFA), jointly with the Department of Revenue, must prepare a report for the Legislative Research Commission on or before December 1 each year. The contents of this report are to include a list of all companies with which tax incentive agreements have been entered into and a summary of the terms of each agreement.

To date, KEDFA has entered into two tax incentive agreements that would provide inducements under this act. The report detailing the projects is enclosed. In addition, this information is publicly available through a searchable database on the Cabinet for Economic Development's website, https://ced.ky.gov/newsroom/Annual_Reports.aspx.

Please contact Katie Smith at 502-782-1987, if there are any questions with this report.

Sincerely,

Katie Smith,
Deputy Secretary & Commissioner
Department for Financial Services
Cabinet for Economic Development

Thomas B. Miller, Commissioner
Department of Revenue
Finance and Administration Cabinet

cc: Secretary Holly M. Johnson
Angelica Vega

CED.ky.gov

TEAM
KENTUCKY

An Equal Opportunity Employer M/F/D



CABINET FOR ECONOMIC DEVELOPMENT

Andy Beshear
Governor

Old Capitol Annex
300 West Broadway
Frankfort, Kentucky 40601

Jeff Noel
Secretary

October 31, 2022

The Honorable Andy Beshear, Governor
Office of the Governor
700 Capitol Avenue
Capitol Building, Suite 100
Frankfort, KY 40601

RE: Incentives for Energy-related Business Act (IEBA) Annual Report

Dear Governor Beshear:

Pursuant to KRS 154.27-050(4), which pertains to projects approved under the Incentives for Energy-related Business Act (IEBA), the Kentucky Economic Development Finance Authority (KEDFA), jointly with the Department of Revenue, must prepare a report for the Legislative Research Commission on or before December 1 each year. The contents of this report are to include a list of all companies with which tax incentive agreements have been entered into and a summary of the terms of each agreement.

To date, KEDFA has entered into two tax incentive agreements that would provide inducements under this act. The report detailing the projects is enclosed. In addition, this information is publicly available through a searchable database on the Cabinet for Economic Development's website, https://ced.ky.gov/newsroom/Annual_Reports.aspx.

Please contact Katie Smith at 502-782-1987, if there are any questions with this report.

Sincerely,

Katie Smith,
Deputy Secretary & Commissioner
Department for Financial Services
Cabinet for Economic Development

Thomas B. Miller, Commissioner
Department of Revenue
Finance and Administration Cabinet

cc: Secretary Holly M. Johnson
Angelic Vega

CED.ky.gov

TEAM
KENTUCKY

An Equal Opportunity Employer M/F/D

2022 ANNUAL REPORT

Incentives for Energy-related Business Act (IEBA)								
Approved Company	Facility Type	Product Produced	Est. Output Upon Completion	Required Minimum Capital Investment	Tax Incentive Amount Approved**	Type of Tax Incentive Approved	Activation Date	Termination Date
*								

*No projects approved.

Incentives for Energy Independence Act (IEIA)								
Approved Company	Facility Type	Product Produced	Est. Output Upon Completion	Required Minimum Capital Investment	Tax Incentive Amount Approved**	Type of Tax Incentive Approved	Activation Date	Termination Date
KCF Station 1, LLC	Alternate Fuel Facility	Compressed Natural Gas	2,100,000 Gallons	\$1,000,000	\$500,000	Sales Tax Refund Corporate Income Tax Severance Tax	01/30/14	01/30/39
Lock 14 Hydro Partners, LLC	Renewable Energy-Hydropower	Electricity	10,880 MWH	\$1,000,000	\$250,000	Sales Tax Refund	09/26/19	09/26/24

**Tax incentive amount approved is the maximum amount available for recovery.



Tax Increment Financing (TIF)

Statutorily Required Annual Reports

FY 2021-2022



Tax Increment Financing Projects with State Participation



Project	Status	Type of TIF ¹	Location	Preliminary Approval	Final Approval	Activation Date	TIF Term	Taxes Pledged	Estimated Project Costs ²	Eligible to Claim	Eligible Incentive Amount
Projects with Final Approval											
Downtown Marriott	Active	Project Specific	Jefferson	N/A	7/11/2002	1/1/2003	20	Withholding Tax. Sales Tax.	\$ 100,000,000	Y	\$ 32,486,781
Churchill Downs	Active	Project Specific	Jefferson	N/A	7/12/2002	1/1/2005	20	Corporate Income Tax Credit. Sales Tax.	\$ 127,000,000	Y	\$ 25,000,000
Renaissance Zone	Active	Pilot Program	Jefferson	N/A	12/8/2003	1/1/2004	20	Withholding Tax. Sales Tax. Property Tax.	\$ -	Y	
Louisville Arena	Active	Pilot Program	Jefferson	N/A	12/19/2006	1/1/2009	45	Withholding Tax (Arena facility only). Sales Tax. Property Tax.	\$ 435,000,000	Y	\$ 250,000,000
WKU Gateway	Active	Signature	Warren	N/A	10/19/2007	1/1/2008	30	Withholding Tax. Sales Tax. Property Tax.	\$ 531,125,818	Y	\$ 285,533,316
Museum Plaza	Inactive	Signature	Jefferson	N/A	10/30/2007		30	Withholding Tax. Corporate Income Tax Credit. Sales Tax. Individual Income Tax Credit. Property Tax.	\$ 490,000,000		\$ 340,687,618
Ovation	Active	Signature	Campbell	N/A	11/28/2007	11/28/2017	30	Withholding Tax. Corporate Income Tax Credit. Sales Tax. Property Tax.	\$ 762,670,066		\$ 311,426,623
Nucleus	Active	Signature	Jefferson	N/A	11/30/2007	1/1/2011	30	Withholding Tax. Corporate Income Tax Credit. Individual Income Tax Credit.	\$ 1,090,951,981	Y	\$ 601,620,351
Center City/Omni	Active	Signature	Jefferson	N/A	12/27/2007	12/27/2017	30	Withholding Tax. Sales Tax. Property Tax.	\$ 706,000,000	Y	\$ 204,000,000
Phoenix Park/CentrePointe/City Center	Active	Signature	Fayette	2/5/2009	9/24/2009	1/1/2013	30	Withholding Tax. Sales Tax. Property Tax.	\$ 455,294,792	Y	\$ 48,833,000
Distillery District	Inactive	Mixed-use blighted Urban	Fayette	2/5/2009	10/29/2009		20	Sales Tax. Individual Income Tax Credit. Property Tax.	\$ 190,871,069		\$ 45,804,000
Manhattan Harbour	Active	Real Property	Campbell	3/26/2009	12/10/2009	12/10/2011	20	Property Tax.	\$ 473,148,299	Y	\$ 8,000,000
ShowProp Lexington	Inactive	Mixed Use	Fayette	2/25/2010	9/30/2010		20	Withholding Tax. Sales Tax. Property Tax.	\$ 17,500,000		\$ 17,500,000
The Red Mile Project	Active	Mixed-use blighted Urban	Fayette	5/27/2010	8/25/2011	8/25/2015	20	Withholding Tax. Sales Tax. Property Tax.	\$ 186,891,071	Y	\$ 13,786,000
The UofL Research Park/Belknap	Active	Signature	Jefferson	12/9/2010	6/28/2012	6/28/2016	30	Withholding Tax. Sales Tax. Property Tax.	\$ 1,113,303,500	Y	\$ 709,414,000
21c Museum Hotel	Active	Real Property	Fayette	N/A	12/31/2012	12/31/2015	20	Property Tax.	\$ 36,556,250	Y	\$ 500,000
Oak Grove Village at Fort Campbell	Inactive	Mixed use near Military installation	Ohio	2/23/2012	2/28/2013	2/28/2017	20	Withholding Tax. Sales Tax. Property Tax.	\$ 199,000,000		\$ 54,000,000
The Summit	Active	Mixed Use	Fayette	10/31/2013	9/25/2014	1/1/2015	20	Withholding Tax. Sales Tax. Property Tax.	\$ 155,000,000	Y	\$ 24,109,000
Turfland Town Center Mixed Use	Active	Real Property	Fayette	8/29/2013	10/30/2014	9/28/2015	20	Property Tax.	\$ 38,600,000	Y	\$ 793,600
ShelbyHurst Research and Technology Park	Inactive	Signature	Jefferson	8/29/2013	12/11/2014	12/11/2016	30	Withholding Tax. Sales Tax. Property Tax.	\$ 831,517,378		\$ 253,938,000

¹ Applicable statutes are as follows: KRS 65.7075 - repealed in 2008; KRS 65.490; KRS 65.6972 and KRS 154.30

² Estimated Project Costs for Real Property and Mixed-Use TIF projects do NOT include financing costs.

Tax Increment Financing Projects with State Participation



Project	Status	Type of TIF ¹	Location	Preliminary Approval	Final Approval	Activation Date	TIF Term	Taxes Pledged	Estimated Project Costs ²	Eligible to Claim	Eligible Incentive Amount
Hotel NuLu	Active	Mixed-use blighted Urban	Jefferson	10/30/2014	6/25/2015	6/25/2017	20	Withholding Tax. Sales Tax. Property Tax.	\$ 72,998,230	Y	\$ 4,312,000
Gateway Commons	Active	Mixed-use blighted Urban	Daviess	7/30/2015	10/27/2016	1/1/2018	20	Withholding Tax. Sales Tax. Property Tax.	\$ 198,857,200	Y	\$ 20,571,000
Downtown Owensboro Riverfront	Active	Mixed-use blighted Urban	Daviess	1/28/2016	12/8/2016	1/1/2018	20	Withholding Tax. Sales Tax. Property Tax.	\$ 153,898,990	Y	\$ 24,500,000
Midland Ave Redevelopment Project	Active	Mixed-use blighted Urban	Fayette	6/25/2015	1/26/2017	2/1/2017	20	Withholding Tax. Sales Tax. Property Tax.	\$ 167,269,239	Y	\$ 4,000,000
Butchertown Stadium District	Active	Mixed-use blighted Urban	Jefferson	1/25/2018	5/31/2018	1/1/2019	20	Withholding Tax. Sales Tax. Property Tax.	\$ 193,100,000	Y	\$ 21,700,000
Fort Mitchell Gateway	Active	Mixed-use blighted Urban	Kenton	2/26/2015	6/28/2018	6/28/2022	20	Withholding Tax. Sales Tax. Property Tax.	\$ 134,900,440		\$ 13,674,000
Coldstream Research Campus Project	Active	Mixed-use blighted Urban	Fayette	3/29/2018	5/30/2019	5/31/2023	20	Withholding Tax. Sales Tax. Property Tax.	\$ 199,025,029		\$ 4,634,000
Lexington Center Project	Active	Signature	Fayette	12/13/2018	10/31/2019	10/31/2023	30	Withholding Tax. Sales Tax. Property Tax.	\$ 679,283,821		\$ 41,000,000
Fountains at Palomar	Active	Real Property	Fayette	N/A	10/31/2019	10/31/2023	20	Property Tax.	\$ 46,877,436		\$ 634,000
Northern Kentucky University Campus Gateway	Active	Mixed-use blighted Urban	Campbell	8/30/2018	12/12/2019	12/12/2023	20	Withholding Tax. Sales Tax. Property Tax.	\$ 112,672,500		\$ 14,216,000
Ashland Plaza Redevelopment Project	Active	Mixed Use	Boyd	8/31/2017	1/30/2020	12/31/2020	20	Sales Tax. Property Tax.	\$ 43,450,000	Y	\$ 6,800,000
Paducah Downtown Riverfront Redevelopment Project	Active	Mixed Use	McCracken	8/29/2019	3/25/2021	3/25/2023	20	Withholding Tax. Sales Tax. Property Tax.	\$ 156,344,483		\$ 21,400,000
World Peace Hospitality Mixed-Use Redevelopment Project	Active	Mixed-use blighted Urban	Campbell	5/28/2020	10/28/2021	10/28/2023	20	Withholding Tax. Sales Tax. Property Tax.	\$ 45,595,751		\$ 4,000,000
Logistics Air Park Development Project (LAP 2)	Active	Real Property	Jefferson	N/A	12/9/2021	12/9/2023	20	Property Tax.	\$ 48,862,998		\$ 800,000
Shelby Street Redevelopment Project	Active	Real Property	Jefferson	N/A	3/31/2022	3/31/2024	20	Property Tax.	\$ 114,725,000		\$ 1,000,000
Covington Central Riverfront	Active	Signature	Kenton	12/10/2020	5/26/2022	5/26/2024	30	Withholding Tax. Sales Tax. Property Tax.	\$ 394,377,667		\$ 45,500,000

Real Property TIF Projects and projects approved prior to January 1, 2009 do NOT require an independent consultant analysis and do NOT require preliminary approval.

Projects with Preliminary Approval

Georgetown Events & Commerce Center	Active	Signature	Scott	3/25/2010			30		\$ 1,000,951,225		
The Paddocks of Woodford	Active	Mixed Use	Woodford	10/28/2010			20		\$ 33,426,109		
WKT Technology Park Project	Inactive	Mixed Use	Graves	1/26/2017			20		\$ 430,987,816		
Radcliff Mixed-Use Redevelopment Project at Fort Knox	Active	Mixed-use blighted Urban	Hardin	1/28/2021			20		\$ 94,824,969		

To see each State Participation TIF project [click here for map](#)

¹ Applicable statutes are as follows: KRS 65.7075 - repealed in 2008; KRS 65.490; KRS 65.6972 and KRS 154.30

² Estimated Project Costs for Real Property and Mixed-Use TIF projects do NOT include financing costs.



Kentucky Angel Investment Tax Credit

Statutorily Required Annual Reports

FY 2021-2022




Kentucky Enterprise Initiative Act (KEIA) Fiscal Year 2022 Annual Report

Company	Investor	Approval Date	Investment Status	Projected Angel Investment	Actual Angel Investment	Max Potential Credit	Actual Angel Credit
Bexion Pharmaceuticals, Inc.	Zalla, John W.	5/26/22	Investment Made	\$800,000.00	\$800,000.00	\$200,000.00	\$200,000.00
Bexion Pharmaceuticals, Inc.	Forgiel, Mary Zalla	5/26/22	Investment Made	\$50,000.00	\$50,000.00	\$12,500.00	\$12,500.00
Bexion Pharmaceuticals, Inc.	Burch, Leroy	5/26/22	Investment Made	\$200,000.00	\$200,009.39	\$50,000.00	\$50,000.00
borderless LLC	Herrera, Melinda J.	7/29/21	Investment Made	\$80,000.00	\$80,000.00	\$20,000.00	\$20,000.00
CPA Innovations, LLC	Bhatia, Aneeta R.	9/30/21	Investment Made	\$39,861.00	\$39,861.00	\$9,965.00	\$9,965.00
CPA Innovations, LLC	Hornung, William Keith	10/28/21	Investment Made	\$50,000.00	\$50,058.00	\$12,500.00	\$12,500.00
CPA Innovations, LLC	Greenberg, John Ross	10/28/21	Investment Made	\$75,000.00	\$75,087.00	\$18,750.00	\$18,750.00
CPA Innovations, LLC	McClelland, Martin N.	10/28/21	Inactive	\$100,000.00	-	\$25,000.00	\$0.00
Hippo Manager Software, Inc.	Toutant, Roy T.	7/29/21	Investment Made	\$80,000.00	\$80,000.00	\$20,000.00	\$20,000.00
Hippo Manager Software, Inc.	Luftman, Brian Aaron	7/29/21	Investment Made	\$15,000.00	\$15,000.00	\$3,750.00	\$3,750.00
Hippo Manager Software, Inc.	Smith, Stewart A.	7/29/21	Investment Made	\$15,000.00	\$15,000.00	\$3,750.00	\$3,750.00
Hippo Manager Software, Inc.	Hager Jr, W. Lyman	7/29/21	Investment Made	\$45,000.00	\$45,000.00	\$11,250.00	\$11,250.00
Lepidext, Inc.	Toutant, Roy T.	4/28/22	Investment Made	\$50,000.00	\$50,000.00	\$12,500.00	\$12,500.00
Liberate Medical (DE), Inc.	Toutant, Roy T.	12/9/21	Investment Made	\$25,000.00	\$25,000.01	\$6,250.00	\$6,250.00
Liberate Medical (DE), Inc.	La Rocca, Renato V.	12/9/21	Investment Made	\$10,000.00	\$10,000.00	\$2,500.00	\$2,500.00
Liberate Medical (DE), Inc.	McDaniel, John Ryan	12/9/21	Investment Made	\$25,000.00	\$25,000.00	\$6,250.00	\$6,250.00
Liberate Medical (DE), Inc.	Francois, Cedric	12/9/21	Investment Made	\$100,000.00	\$100,000.00	\$25,000.00	\$25,000.00
Liberate Medical (DE), Inc.	Moore, John Marshall	12/9/21	Investment Made	\$25,000.00	\$25,000.00	\$6,250.00	\$6,250.00
MEP Equine Solutions, LLC	Chait, Jonathan F.	8/26/21	Investment Made	\$50,000.00	\$50,000.00	\$12,500.00	\$12,500.00
MEP Equine Solutions, LLC	Jakobi, Larry A.	8/26/21	Investment Made	\$50,000.00	\$50,000.00	\$12,500.00	\$12,500.00
MEP Equine Solutions, LLC	Toutant, Roy T.	12/9/21	Investment Made	\$50,000.00	\$49,997.25	\$12,500.00	\$12,499.00
MEP Equine Solutions, LLC	Schackel, Richard Lee	12/9/21	Investment Made	\$50,000.00	\$25,000.00	\$12,500.00	\$6,250.00
MEP Equine Solutions, LLC	Frey, Robert E.	12/9/21	Investment Made	\$25,000.00	\$24,999.76	\$6,250.00	\$6,249.00
Mindful Beverage Group, Inc.	Warner, Gayla L.	5/26/22	Investment Made	\$12,000.00	\$12,000.00	\$3,000.00	\$3,000.00
Parasight System Inc.	Young, Christopher H.	3/31/22	Investment Made	\$250,000.00	\$249,888.00	\$62,500.00	\$62,472.00
Personal Medicine Plus LLC	Luftman, Brian Aaron	12/9/21	Investment Made	\$10,000.00	\$10,000.00	\$4,000.00	\$4,000.00
Personal Medicine Plus LLC	Followell, Robert A.	12/9/21	Investment Made	\$12,500.00	\$12,500.00	\$5,000.00	\$5,000.00
Predictive Sports Science, LLC	Nicholson, Theodore G.	7/29/21	Investment Made	\$45,000.00	\$45,000.00	\$11,250.00	\$11,250.00
RedLeaf Biologics, Inc.	Stuedle, Joseph A.	10/28/21	Investment Made	\$50,000.00	\$50,000.00	\$12,500.00	\$12,500.00
RedLeaf Biologics, Inc.	Stuedle, Margaret Kristin	10/28/21	Investment Made	\$50,000.00	\$50,000.00	\$12,500.00	\$12,500.00
RedLeaf Biologics, Inc.	Kakoyiannis, Jason Peter	7/29/21	Investment Made	\$50,000.00	\$49,997.00	\$12,500.00	\$12,499.00

Company	Investor	Approval Date	Investment Status	Projected Angel Investment	Actual Angel Investment	Max Potential Credit	Actual Angel Credit
RedLeaf Biologics, Inc.	Olive, Marc-Antoine	8/26/21	Inactive	\$50,000.00	-	\$12,500.00	\$0.00
RedLeaf Biologics, Inc.	Gray, Julia Rebekah Hinson	10/28/21	Investment Made	\$50,000.00	\$50,000.00	\$12,500.00	\$12,500.00
RedLeaf Biologics, Inc.	Boone, Caroline H.	6/30/22	Investment Made	\$50,000.00	\$50,000.00	\$12,500.00	\$12,500.00
RedLeaf Biologics, Inc.	Tucker, Austin Thomas	12/9/21	Investment Made	\$37,500.00	\$37,500.00	\$9,375.00	\$9,375.00
RedLeaf Biologics, Inc.	Tucker, Thomas Thornton	12/9/21	Investment Made	\$100,000.00	\$100,000.00	\$25,000.00	\$25,000.00
RedLeaf Biologics, Inc.	Sizemore, Jacob Matthew	12/9/21	Investment Made	\$37,500.00	\$37,500.00	\$9,375.00	\$9,375.00
RedLeaf Biologics, Inc.	Gray, II, James P.	12/9/21	Investment Made	\$25,000.00	\$25,000.00	\$6,250.00	\$6,250.00
RedLeaf Biologics, Inc.	Saligman, Lynn C.	12/9/21	Investment Made	\$250,000.00	\$250,000.00	\$62,500.00	\$62,500.00
RedLeaf Biologics, Inc.	Woomer, Patti Saligman	12/9/21	Investment Made	\$250,000.00	\$250,000.00	\$62,500.00	\$62,500.00
RedLeaf Biologics, Inc.	Wachtell, Theodore	12/9/21	Investment Made	\$100,000.00	\$100,000.00	\$25,000.00	\$25,000.00
RedLeaf Biologics, Inc.	Wu, Ying	1/27/22	Investment Made	\$12,000.00	\$12,000.00	\$3,000.00	\$3,000.00
RedLeaf Biologics, Inc.	Baum, Mark L	1/27/22	Investment Made	\$15,000.00	\$14,994.99	\$3,750.00	\$3,748.00
RedLeaf Biologics, Inc.	Wong, Kimlee	1/27/22	Investment Made	\$20,000.00	\$20,000.00	\$5,000.00	\$5,000.00
RedLeaf Biologics, Inc.	Fine, Daniel M	1/27/22	Investment Made	\$30,000.00	\$30,000.00	\$7,500.00	\$7,500.00
RedLeaf Biologics, Inc.	Wolk, Robert Ian	1/27/22	Investment Made	\$25,000.00	\$25,000.00	\$6,250.00	\$6,250.00
RedLeaf Biologics, Inc.	Kaya, Umit	1/27/22	Investment Made	\$20,000.00	\$20,000.00	\$5,000.00	\$5,000.00
Stuff by Text Inc.	Beanblossom, Brent Christian	12/9/21	Investment Made	\$50,000.00	\$50,000.00	\$12,500.00	\$12,500.00
Stuff by Text Inc.	McClelland, Martin N.	12/9/21	Investment Made	\$100,000.00	\$100,000.00	\$25,000.00	\$25,000.00
Synaptek LLC	Toutant, Roy T.	10/28/21	Investment Made	\$25,000.00	\$25,000.00	\$6,250.00	\$6,250.00
Thynk Health, LLC	McClelland, Martin N.	9/30/21	Investment Made	\$100,000.00	\$100,000.00	\$25,000.00	\$25,000.00
Thynk Health, LLC	Hoseus, Michael S.	5/26/22	Investment Made	\$100,000.00	\$100,000.00	\$25,000.00	\$25,000.00
Thynk Health, LLC	Luftman, Brian Aaron	4/28/22	Investment Made	\$50,000.00	\$50,000.00	\$12,500.00	\$12,500.00
Vivorte (DE), Inc.	Stuedle, Joseph A.	5/26/22	Investment Made	\$50,000.00	\$50,000.00	\$12,500.00	\$12,500.00
Vivorte (DE), Inc.	Stuedle, Margaret Kristin	5/26/22	Investment Made	\$100,000.00	\$100,000.00	\$25,000.00	\$25,000.00
Wendal Inc	Kienzle, Barry G.	5/26/22	Investment Made	\$50,600.00	\$50,600.00	\$12,650.00	\$12,650.00
Wendal Inc	Pietromonaco, MaryAnn	6/30/22	Investment Made	\$10,032.00	\$10,032.00	\$2,508.00	\$2,508.00
Wendal Inc	Duncan, Angela M.	6/30/22	Investment Made	\$10,032.00	\$10,032.00	\$2,508.00	\$2,508.00
Wendal Inc	Lanham, Nicholas R.	5/26/22	Investment Made	\$40,040.00	\$40,040.00	\$10,010.00	\$10,010.00
Wendal Inc	Watkins, Matthew David	6/30/22	Investment Made	\$10,032.00	\$10,032.00	\$2,508.00	\$2,508.00
Wendal Inc	Zapp, Robert W.	4/28/22	Investment Made	\$50,000.00	\$50,000.00	\$12,500.00	\$12,500.00
Wendal Inc	Grace, Corey Paul	4/28/22	Investment Made	\$20,020.00	\$20,020.00	\$5,005.00	\$5,005.00
Wendal Inc	Verst, Paul Thomas	4/28/22	Investment Made	\$50,000.00	\$49,984.00	\$12,500.00	\$12,496.00
Wendal Inc	Arrasmith, II, Jerry Joseph	4/28/22	Investment Made	\$30,008.00	\$30,008.00	\$7,502.00	\$7,502.00
Wendal Inc	Schlotman, John Michael	4/28/22	Investment Made	\$50,028.00	\$50,028.00	\$12,507.00	\$12,507.00

Company	Investor	Approval Date	Investment Status	Projected Angel Investment	Actual Angel Investment	Max Potential Credit	Actual Angel Credit
Wendal Inc	Beck, Steven Clay	6/30/22	Investment Made	\$10,032.00	\$10,032.00	\$2,508.00	\$2,508.00
Wendal Inc	Haas, Eric A.	6/30/22	Investment Made	\$22,000.00	\$22,000.00	\$5,500.00	\$5,500.00
Wendal Inc	Bray, Scott R.	6/30/22	Investment Made	\$20,328.00	\$20,328.00	\$5,082.00	\$5,082.00
Wendal Inc	Lonnemann, Jr., John Michael	6/30/22	Investment Made	\$10,032.00	\$10,032.00	\$2,508.00	\$2,508.00
Grand Total				\$4,519,545.00	\$4,344,560.40	\$1,133,261.00	\$1,089,474.00



Kentucky Small Business Credit Initiative (KSBCI)

Statutorily Required Annual Reports

FY 2021-2022





KSBCI Quarterly Funding Report

June 30, 2022



Closed	Participating Bank	KSBCI Program	Total Project Amount	KSBCI Support Amount
CKW Physical Therapy, Inc.	Commercial Bank of West Liberty	KYCSP	\$ 272,900.92	\$ 54,580.00
Beaver Creek Vet.	Mountain Association	KYLPP	\$ 410,000.00	\$ 68,000.00
JAKLAK LLC	First Financial Bank	KYLPP	\$ 550,147.16	\$ 106,029.40
DC Logistics, Inc.	United Citizens Bank & Trust	KYCSP	\$ 350,000.00	\$ 18,750.00
Arnett Dental Practice, PLLC/Sheila's Property, LLC	First National Bank of Grayson	KYCSP	\$ 580,000.00	\$ 104,400.00
Prosigns LLC	Mountain Association	KYCSP	\$ 150,000.00	\$ 30,000.00
Print My Threads, LLC	Mountain Association	KYCSP	\$ 230,000.00	\$ 40,000.00
Marshall T. West d/b/a West & Jones Funeral Home	Mountain Association	KYCSP	\$ 225,000.00	\$ 40,000.00
Shooting Star Properties, LLC/Paladin, Inc.	Community Trust Bank	KYCSP	\$ 705,000.00	\$ 40,125.00
Miles Exterminating Co., Inc.	First National Bank of Grayson	KYCSP	\$ 80,000.00	\$ 16,000.00
Phillips Diversified Manufacturing, Inc.	KHIC	KYCSP	\$ 1,200,000.00	\$ 240,000.00
Grace Community Health Center	Forcht Bank	KYCSP	\$ 600,000.00	\$ 99,000.00
Carey Technologies, Inc. dba Pine Mountain Canopy Tours	KHIC	KYCSP	\$ 550,000.00	\$ 50,000.00
Frontier Veterinary Services, LLC	United Southern Bank	KYCSP	\$ 300,000.00	\$ 37,498.55
Christian Academy of Lawrenceburg, Kentucky, Inc.	First Financial Bank	KYCSP	\$ 707,000.00	\$ 131,400.00
Posh Academy, LLC	Paducah Bank & Trust	KYCSP	\$ 358,250.00	\$ 49,000.00
Stapleton Holdings, LLC	First Financial Bank	KYCSP	\$ 457,000.00	\$ 91,400.00
Bluegrass Tool & Industrial, LLC	First Security Bank	KYCSP	\$ 1,250,000.00	\$ 250,000.00
Julep Pets, Inc.	Kentucky Bank	KYCSP	\$ 155,000.00	\$ 23,250.00
Quality Tire & Access, Inc.	SKED	KYCSP	\$ 150,000.00	\$ 22,500.00
M & M Newspapers, LLC	Traditional Bank	KYCSP	\$ 500,000.00	\$ 90,000.00
Two Martini's LLC	Community Ventures Corporation	KYCSP	\$ 540,027.00	\$ 37,801.00
Critchfield Meats, Inc.	Traditional Bank	KYCSP	\$ 1,607,905.79	\$ 211,543.20
Howard Law Firm, PLC	KHIC	KYCSP	\$ 250,000.00	\$ 10,000.00
PMAK, LLC (project #1)	Fifth Third Bank	KYCSP	\$ 725,000.00	\$ 72,500.00
KJKJ, LLC	Fifth Third Bank	KYCSP	\$ 578,106.63	\$ 91,306.00
Mahalaxmi Host, LLC and Radha Ventures, LLC	Traditional Bank	KYCSP	\$ 1,250,000.00	\$ 250,000.00
Hicks-Blaydes Farm, LLC	Kentucky Bank	KYCSP	\$ 600,913.40	\$ 58,930.00
Affordable Signs & Apparel, LLC	United Citizens Bank & Trust	KYCSP	\$ 48,000.00	\$ 9,000.00
McClure's Auto Parts, Inc.	Mountain Association	KYCSP	\$ 560,000.00	\$ 112,000.00
High Performance Computer Services LLC	Citizens Bank of Kentucky, Inc.	KYCSP	\$ 338,080.00	\$ 62,500.00
Mirissia Duncil and Miles Duncil	First National Bank of Grayson	KYCSP	\$ 205,000.00	\$ 41,000.00
RHLasher/BGC Properties, LLC (The Big Green Cow, Inc.)	Traditional Bank	KYCSP	\$ 1,322,840.00	\$ 132,284.00
Logan Corporation	SKED	KYCSP	\$ 575,000.00	\$ 80,000.00
GBC Enterprises, LLC	Republic Bank & Trust	KYCSP	\$ 2,822,500.00	\$ 360,000.00
Addiction Recovery Care, LLC (project #1)	Mountain Association	KYCSP	\$ 150,000.00	\$ 16,000.00
5454 LLC	First Harrison Bank	KYCSP	\$ 144,100.00	\$ 15,851.00
Faith Holdings LLC	First Harrison Bank	KYCSP	\$ 3,120,000.00	\$ 456,000.00
SNEAK Properties, LLC	Stock Yards Bank	KYCSP	\$ 4,200,000.00	\$ 798,000.00
Drs. Burch, Renshaw, Wix & Associates, P.S.C.	Republic Bank & Trust	KYCSP	\$ 1,907,637.00	\$ 250,000.00
Crum Funeral Home LLC	Citizens Bank of Kentucky, Inc.	KYCSP	\$ 750,000.00	\$ 150,000.00
Zinky's Dog Care, LLC	Citizens First Bank	KYCSP	\$ 189,230.00	\$ 37,000.00
May and Lee Management, LLC	Citizens Bank of Kentucky, Inc.	KYCSP	\$ 1,100,000.00	\$ 220,000.00
Addiction Recovery Care, LLC (project #2)	Mountain Association	KYCSP	\$ 500,000.00	\$ 100,000.00
AAA CNC Milling Center LLC	First Harrison Bank	KYCSP	\$ 330,000.00	\$ 36,000.00
True North Properties, LLC	Fifth Third Bank	KYCSP	\$ 120,000.00	\$ 24,000.00
PEARCE Group LLC	Fifth Third Bank	KYCSP	\$ 230,000.00	\$ 46,000.00
Wente Holdings, LLC	Citizens Bank of Kentucky, Inc.	KYCSP	\$ 845,953.00	\$ 169,190.00





Highland Property Group LLC	Fifth Third Bank	KYCSP	\$ 1,400,000.00	\$ 200,000.00
AEK Transport Services LLC	Community Ventures Corporation	KYCSP	\$ 85,000.00	\$ 17,000.00
Capitol Brewing Company, PBC	Traditional Bank	KYCSP	\$ 130,000.00	\$ 26,000.00
F&B Properties LLC	Traditional Bank	KYCSP	\$ 1,600,000.00	\$ 142,500.00
Affordable Granite & Marble Co. LLC	First Harrison Bank	KYCSP	\$ 230,000.00	\$ 45,000.00
PMAK, LLC (project #3)	Fifth Third Bank	KYCSP	\$ 624,500.00	\$ 62,450.00
Sav's Grill, LLC	Traditional Bank	KYCSP	\$ 525,000.00	\$ 96,200.00
Pearly Gates JV L.L.C.	First Harrison Bank	KYCSP	\$ 939,964.00	\$ 120,000.00
Unstoppable Faith LLC	First Harrison Bank	KYCSP	\$ 843,755.00	\$ 166,751.00
Parker Farm Supply, LLC	United Citizens Bank & Trust	KYCSP	\$ 472,000.00	\$ 25,400.00
OC Brannon Crossing, LLC	Fifth Third Bank	KYCSP	\$ 1,500,000.00	\$ 150,000.00
153 LLC	First Harrison Bank	KYCSP	\$ 496,764.00	\$ 97,853.00
Green Solutions Landcare, LLC	Monticello Banking Company	KYCSP	\$ 1,309,000.00	\$ 250,000.00
340 North Buckman, LLC (Pink Door Wreaths)	First Harrison Bank	KYCSP	\$ 726,400.00	\$ 127,000.00
BlueGrass Taproot, LLC	First Harrison Bank	KYCSP	\$ 786,150.00	\$ 135,000.00
PJJAM Enterprises, Inc. (real estate loan)	Stock Yards Bank & Trust	KYCSP	\$ 450,000.00	\$ 90,000.00
PJJAM Enterprises, Inc. (equipment loan)	Stock Yards Bank & Trust	KYCSP	\$ 1,250,000.00	\$ 250,000.00
TS Montgomery, LLC	Traditional Bank	KYCSP	\$ 623,560.00	\$ 104,968.00
Eliezer Transport, Inc.	South Central Bank	KYCSP	\$ 465,506.12	\$ 93,101.00
Thind & Manak Investment, LLC	Traditional Bank	KYCSP	\$ 2,630,908.00	\$ 396,082.00
DE/TAC Properties Limited Liability Partnership	Commercial Bank	KYCSP	\$ 210,000.00	\$ 26,350.00
Still Lake Properties I, LLC (real estate)	South Central Bank	KYCSP	\$ 712,500.00	\$ 135,000.00
Still Lake Properties I, LLC (equipment)	South Central Bank	KYCSP	\$ 187,500.00	\$ 30,000.00
TJ Dillow Properties LLC	Citizens Bank of Kentucky, Inc.	KYCSP	\$ 1,000,000.00	\$ 90,000.00
	TOTAL CLOSED FUNDS		\$ 53,989,098.02	\$ 8,325,493.15

Paid Off/Recyclable Funds

NucSafe, Inc. / NucSafe Instruments, Inc.	SKED	KYCSP	\$ 2,000,000.00	\$ 100,000.00
M&M Partners (project #2)	Community Trust Bank	KYCSP	\$ 51,442.00	\$ 10,000.00
Eastern Telephone & Technologies	Mountain Association	KYCSP	\$ 275,000.00	\$ 9,500.00
OB Holdings, LLC (Ocean Breeze)	Community Trust Bank	KYCSP	\$ 386,086.50	\$ 47,250.00
The RF Group, LLC DBA Simply the Best Sports Bar & Grill	The Commercial Bank of Grayson	KYCSP	\$ 151,274.27	\$ 30,000.00
Indatus	PNC Bank	KYCSP	\$ 8,700,000.00	\$ 1,000,000.00
Sunny Deals, LLC	First Financial Bank	KYCSP	\$ 25,000.00	\$ 5,000.00
Wreck-A-Mend Auto Restoration, LLC	United Southern Bank	KYCSP	\$ 94,500.00	\$ 14,250.00
Vest Fabrication & Certified Welding, LLC	Kentucky Bank	KYCSP	\$ 40,000.00	\$ 4,000.00
Grace Coffee, Café, Bakery, LLC	Community Ventures Corporation	KYCSP	\$ 75,000.00	\$ 15,000.00
Land of Tomorrow Productions, LLC	South Central Bank	KYCSP	\$ -	\$ 326.05
Lincoln Manufacturing USA, LLC	Commercial Bank	KYCSP	\$ 7,245,000.00	\$ 449,000.00
Lincoln Manufacturing USA, LLC	Commercial Bank	KYCSP	\$ 2,800,000.00	\$ 280,000.00
H & S Distributing, LLC	Wilson & Muir Bank & Trust Co.	KYCSP	\$ 104,000.00	\$ 19,400.00
BCM JR WR LLC/Elevation Management Group, LLC	United Southern Bank	KYCSP	\$ 480,000.00	\$ 96,000.00
J and L Lyle, Inc. Project #2	Kentucky Bank	KYCSP	\$ 29,000.00	\$ 5,220.00
Carnage Outdoor Gear, LLC	Paducah Bank & Trust	KYCSP	\$ 90,522.00	\$ 18,000.00
K&G Bear Creek Retreat/Montgomery Wildness/KY Antler	Kentucky Farmers Bank	KYCSP	\$ -	\$ 11,582.47
Tim and Bonita Butler	Citizens First Bank	KYCSP	\$ 140,000.00	\$ 26,000.00
ROR, LLC/Stepping Stones For Children, Inc.	Kentucky Bank	KYCSP	\$ -	\$ 151,969.11
Maynard Studios	Community Trust Bank	KYCSP	\$ 165,750.00	\$ 24,862.50
Benjamin Watts/William & Kathy Watts/Wattys's House of Iron	United Citizens Bank & Trust	KYCSP	\$ 50,000.00	\$ 10,000.00
J and L Lyle, Inc. Project #1	Kentucky Bank	KYCSP	\$ 35,000.00	\$ 6,300.00
Fit Bodies, Inc.	Fifth Third Bank	KYCSP	\$ 211,000.00	\$ 26,954.00
Big Red Burritos, LLC	Fifth Third Bank	KYCSP	\$ 25,000.00	\$ 5,000.00
Walnut Specialists Incorporated	KHIC	KYCSP	\$ 150,000.00	\$ 30,000.00
JSB Industrial Solutions, Inc.	Mountain Association	KYCSP	\$ 550,000.00	\$ 50,000.00
Lee's Ford Wine & Spirit Shoppe, LLC	Community Trust Bank	KYCSP	\$ 350,000.00	\$ 70,000.00
Palate Restaurant Group, LLC	Traditional Bank	KYCSP	\$ 1,175,000.00	\$ 120,000.00
Grace Community Health Center	Forcht Bank	KYCSP	\$ -	\$ 21,000.00
Geoffrey & Angel Knight/Knights Transportation Services	South Central Bank	KYCSP	\$ 225,000.00	\$ 45,000.00



H.B. Molding	Huntington Bank	KYCAP	\$	40,000.00	\$	1,200.00
Skidaddles, Inc.	Huntington National	KYCAP	\$	65,306.12	\$	1,902.12
LES Workout, LLC	Citizens First Bank	KYCSP	\$	1,098,920.00	\$	49,672.00
JC Brewer Construction, Inc.	Citizens First Bank	KYCSP	\$	251,200.00	\$	50,000.00
Clark County Veterinary Clinic, INC, Jeff and Kim Castle	Kentucky Bank	KYCSP	\$	680,823.58	\$	24,800.00
Austin Enterprises Incorporated	Kentucky Bank	KYCSP	\$	242,000.00	\$	48,400.00
HC Matthews	Citizens First Bank	KYCSP	\$	444,900.00	\$	69,101.00
212 Wayne Drive LLC, dba LaFontaine Preparatory School, LLC	Mountain Association	KYCSP	\$	355,000.00	\$	69,000.00
All Type Supply, LLC	Citizens Deposit Bank	KYCSP	\$	181,868.00	\$	36,000.00
CGS Machine & Tool, Inc.	Franklin Bank & Trust Company	KYCSP	\$	1,440,000.00	\$	248,000.00
Stardust Holdings, LLC & Stardust Ventures, LLC	KHIC	KYCSP	\$	1,800,000.00	\$	250,000.00
Godi Corporation	Fifth Third Bank	KYCSP	\$	908,000.00	\$	60,000.00
Cosmic Cheer and Tumble LLC	First National Bank of Grayson	KYCSP	\$	239,000.00	\$	29,850.00
Superior Expeditors LLC (project #1)	SKED	KYCSP	\$	75,000.00	\$	13,800.00
AU Associates, Inc.	Community Ventures Corporation	KYCSP	\$	471,919.11	\$	45,855.00
Eastman Law Office, PSC	First Financial Bank	KYCSP	\$	91,000.00	\$	18,200.00
Mountain Music Exchange, LLC	Mountain Association	KYCSP	\$	50,000.00	\$	10,000.00
J & H Mcglone LLC dba Kees Farm Services & Supply, LLC - project #1	First National Bank of Grayson	KYCSP	\$	366,000.00	\$	26,700.00
J & H Mcglone LLC dba Kees Farm Services & Supply, LLC - project #2	First National Bank of Grayson	KYCSP	\$	50,000.00	\$	10,000.00
Empress Properties, LLC	Republic Bank & Trust	KYCSP	\$	1,200,000.00	\$	150,000.00
D & M Contracting, Inc.	Mountain Association	KYCSP	\$	100,000.00	\$	16,000.00
Tilted Tulip, LLC	Mountain Association	KYCSP	\$	305,000.00	\$	49,000.00
Purley Enterprises, Inc. (project #1)	Kentucky Bank	KYCSP	\$	147,500.00	\$	29,500.00
Purley Enterprises, Inc. (project #2)	Kentucky Bank	KYCSP	\$	317,355.00	\$	57,471.00
Miller Insulation, LLC/Andrew & Eli Miller	South Central Bank of Hardin County, Inc.	KYLPP	\$	85,000.00	\$	17,000.00
My Visual Package, LLC	South Central Bank	KYCSP	\$	30,000.00	\$	3,000.00
Paducah Pizza Bakers, LLC	Paducah Bank & Trust	KYCSP	\$	1,660,000.00	\$	132,800.00
Country Boy Brewing, LLC & CBB Properties, LLC (construction loan)	Traditional Bank	KYCSP	\$	2,950,000.00	\$	250,000.00
G&M Investments, LLC	Paducah Bank & Trust	KYCSP	\$	350,000.00	\$	35,000.00
Best Tyler, LLC	Wilson & Muir Bank & Trust Co.	KYCSP	\$	279,000.00	\$	48,000.00
Mike Combs, Inc. dba Concrete Craft of Lexington	Community Ventures Corporation	KYCSP	\$	20,000.00	\$	4,000.00
Auto Wash USA, LLC	Whitaker Bank	KYCSP	\$	1,331,688.00	\$	60,000.00
Hospitality Resources, LLC	United Cumberland Bank	KYCSP	\$	5,705,000.00	\$	342,300.00
Women First, PLLC	First National Bank of Grayson	KYCSP	\$	335,000.00	\$	67,000.00
Durbin Super Bowl, LLC	Fifth Third Bank	KYCSP	\$	2,125,000.00	\$	285,000.00
Invictus 2468, LLC	Fifth Third Bank	KYCSP	\$	875,000.00	\$	175,000.00
breathe, LLC	Community Ventures Corporation	KYCSP	\$	57,000.00	\$	10,000.00
M&M Partners (project #1)	Community Trust Bank	KYCSP	\$	95,612.00	\$	18,800.00
Trackside Butcher Shoppe, LLC - Request #1	United Citizens Bank & Trust	KYCSP	\$	50,000.00	\$	10,000.00
Steamer Seafood Concessions & Catering, LLC	Franklin Bank & Trust Company	KYCSP	\$	-	\$	7,974.97
Land Shark Shredding, LLC (Project #1)	Franklin Bank & Trust Company	KYCSP	\$	455,000.00	\$	91,000.00
Land Shark Shredding, LLC (Project #2)	Franklin Bank & Trust Company	KYCSP	\$	120,000.00	\$	24,000.00
S & K Farms LLC/S & K Powder Coating, LLC	Franklin Bank & Trust Company	KYCSP	\$	203,133.00	\$	40,000.00
Bader's Food Mart, Inc.	First Financial Bank	KYCSP	\$	286,000.00	\$	57,200.00
Latonia Star, LLC (project #1)	First Financial Bank	KYCSP	\$	548,000.00	\$	45,000.00
Latonia Star, LLC (project #2)	First Financial Bank	KYCSP	\$	40,000.00	\$	8,000.00
ROR, LLC/Stepping Stones For Children, Inc.	Kentucky Bank	KYCSP	\$	1,300,000.00	\$	98,030.89
Dalton Development Company Limited Liability Company (project #1)	Fifth Third Bank	KYCSP	\$	243,000.00	\$	27,000.00
Hildreth Brothers, LLC	Franklin Bank & Trust Company	KYCSP	\$	400,000.00	\$	80,000.00



Michael A. Green and Vipavee T. Green (Crank and Boom)	Community Ventures Corporation	KYCSP	\$ 410,500.00	\$ 33,656.00
RuffleGirl Inc.	First Harrison Bank	KYCSP	\$ 1,450,000.00	\$ 290,000.00
CFO Advantage, LLC - Travel Guide - Kentucky	First Financial Bank	KYCSP	\$ 99,086.76	\$ 19,817.35
Marikka's Restaurant, Inc.	Traditional Bank	KYCSP	\$ 3,641,565.00	\$ 461,140.00
Steamer's Seafood Bowling Green LLC	Franklin Bank & Trust Company	KYCSP	\$ 700,000.00	\$ 100,000.00
Trackside Butcher Shoppe, LLC - Request #2	United Citizens Bank & Trust	KYCSP	\$ 376,000.00	\$ 75,200.00
Optimum Fitness, LLC	United Citizens Bank & Trust	KYCSP	\$ 50,000.00	\$ 10,000.00
Ruby Concrete, Inc.	Farmers Bank of Marion	KYLPP	\$ 5,675,000.00	\$ 80,000.00
Discernity, LLC	First Financial Bank	KYCSP	\$ 100,000.00	\$ 20,000.00
Gaunce's Café and Deli LLC	Kentucky Bank	KYCSP	\$ 200,000.00	\$ 28,000.00
Parkview Pharmacy, Inc.	Citizens Bank of Kentucky, Inc.	KYCSP	\$ 260,000.00	\$ 52,000.00
Bradley Ebelhar and Angela Ebelhar dba The Crowne TVC Holdings LLC	Community Ventures Corporation	KYCSP	\$ 435,000.00	\$ 27,000.00
Canewood Homeowners Association, Inc. & Atlas Development Group, LLC	First Harrison Bank	KYCSP	\$ 610,000.00	\$ 120,000.00
Nicholas D. Ring & Maren B. Ring / Rotolamento Fomo LLC	Kentucky Bank	KYCSP	\$ 95,000.00	\$ 10,500.00
Casey's Foods, Inc. dba Happy IGA	Mountain Association	KYCSP	\$ 176,610.00	\$ 34,800.00
HRS Brooks, Inc.	First Citizens Bank	KYCSP	\$ 4,364,000.00	\$ 450,000.00
Malibu Jack's 2, LLC	Community Ventures Corporation	KYCSP	\$ 1,604,500.00	\$ 60,000.00
Taylor Tot Child Center, Inc.	Community Ventures Corporation	KYCSP	\$ 177,110.00	\$ 15,750.00
Dalton Development Company Limited Liability Company (project #2)	Fifth Third Bank	KYCSP	\$ 375,208.00	\$ 75,041.60
Dalton Development Company Limited Liability Company (project #3)	Fifth Third Bank	KYCSP	\$ 338,500.00	\$ 67,700.00
Parker Lilly Holdings, LLC	Fifth Third Bank	KYCSP	\$ 690,000.00	\$ 69,000.00
Wellness Care, LLC	Fifth Third Bank	KYCSP	\$ 470,000.00	\$ 70,500.00
Kentucky River Community Care, Inc. (project #1)	Citizens Bank of Kentucky, Inc.	KYCSP	\$ 525,000.00	\$ 105,000.00
The Law Offices of John Thompson, PLLC	Citizens Bank of Kentucky, Inc.	KYCSP	\$ 78,662.00	\$ 15,732.00
Kentucky River Community Care, Inc. (project #3)	Citizens Bank of Kentucky, Inc.	KYCSP	\$ 673,000.00	\$ 134,600.00
Eddie Eugene Shelton and Charlotte Shelton Sterling Physical Therapy & Associates, P.S.C.	Citizens Bank of Kentucky, Inc.	KYCSP	\$ 149,000.00	\$ 29,800.00
Alley Land Company	The Citizens Bank	KYCSP	\$ 467,000.00	\$ 75,000.00
B & B Contracting, LLC	Citizens Bank of Kentucky, Inc.	KYCSP	\$ 768,000.00	\$ 88,200.00
Double D's Ice Cream Distribution, Inc.	Mountain Association	KYCSP	\$ 100,000.00	\$ 20,000.00
Burgess Steel Services, Inc.	Cumberland Valley National Bank	KYCSP	\$ 505,354.00	\$ 85,424.00
FireFresh Bar-B-Q, Blakenbaker, LLC	Citizens Deposit Bank	KYCSP	\$ 75,173.47	\$ 14,000.00
Country Boy Brewing, LLC & CBB Properties, LLC (equipment loan)	First Financial Bank	KYCSP	\$ 175,000.00	\$ 26,250.00
Miracle Lawn and Landscaping, Inc.	Traditional Bank	KYCSP	\$ 2,997,438.00	\$ 346,716.00
Hillview Property Management, LLC	KHIC	KYCSP	\$ 150,000.00	\$ 25,600.00
America's Finest Filters, Inc.	German American Bank	KYCSP	\$ 488,000.00	\$ 96,000.00
Miles Away, Inc.	First Financial Bank	KYCSP	\$ 170,500.00	\$ 34,100.00
Against The Grain, LLC	Community Ventures Corporation	KYCSP	\$ 290,000.00	\$ 10,000.00
BBY Management Group LLC	Wilson & Muir Bank & Trust Co.	KYCSP	\$ 1,100,000.00	\$ 200,000.00
Lee's Ford Dock, Inc.	Traditional Bank	KYCSP	\$ 2,017,000.00	\$ 188,000.00
Kenneth A Bell, Inc.	Community Trust Bank	KYCSP	\$ 974,000.00	\$ 194,800.00
Kentucky River Community Care, Inc. (project # 3)	Fifth Third Bank	KYCSP	\$ 334,988.36	\$ 66,997.00
Downtown Fitness Paducah, LLC	Citizens Bank of Kentucky, Inc.	KYCSP	\$ 1,000,000.00	\$ 200,000.00
Cane Run Properties, LLC	Community Financial Services Bank	KYCSP	\$ 468,230.78	\$ 88,000.00
The B Hive Child Care Academy Limited Liability Company	First Financial Bank	KYCSP	\$ 285,000.00	\$ 57,000.00
	United Citizens Bank & Trust	KYCSP	\$ 97,380.00	\$ 9,738.00



Kentucky Rural Health Information Technology Network, Inc. (dba Horizon Health)	Forcht Bank	KYCSP	\$ 50,000.00	\$ 10,000.00
Whitaker Group, LLC (project #1)	Mountain Association	KYCSP	\$ 175,000.00	\$ 35,000.00
Whitaker Group II, LLC (project #1)	Mountain Association	KYCSP	\$ 175,000.00	\$ 35,000.00
Whitaker Group, LLC (project #1)	Mountain Association	KYCSP	\$ 655,000.00	\$ 105,000.00
Whitaker Group II, LLC (project #2)	Mountain Association	KYCSP	\$ 262,000.00	\$ 52,400.00
BWH Land Company, LLC	Citizens Bank of Kentucky, Inc.	KYCSP	\$ 205,000.00	\$ 41,000.00
Tackett Enterprises, LLC	Citizens Bank of Kentucky, Inc.	KYCSP	\$ 232,000.00	\$ 46,400.00
Christon Enterprises, Inc. d/b/a Isom IGA	Mountain Association	KYCSP	\$ 468,000.00	\$ 83,600.00
Heritage Millworks, LLC d/b/a Powell Valley Millwork	Mountain Association	KYCSP	\$ 425,000.00	\$ 80,000.00
Heritage Millworks, LLC	Mountain Association	KYCSP	\$ 4,500,000.00	\$ 150,000.00
Hopland Ventures, LLC	South Central Bank	KYCSP	\$ 99,000.00	\$ 15,600.00
Whitaker Group, LLC	KHIC	KYCSP	\$ 270,000.00	\$ 54,000.00
Whitaker Group II, LLC	KHIC	KYCSP	\$ 5,535,000.00	\$ 108,000.00
Cunningham Golf Car Co., Inc.	First Financial Bank	KYCSP	\$ 700,000.00	\$ 140,000.00
Philip Sharp LLC	Citizens Bank of Kentucky, inc.	KYCSP	\$ 300,000.00	\$ 53,000.00
Starfite, LLC	Kentucky Bank	KYCSP	\$ 1,777,000.00	\$ 250,000.00
Narrow Gate Properties, LLC	Fifth Third Bank	KYCSP	\$ 3,625,000.00	\$ 360,000.00
Robert Leon Allen	Monticello Banking Company	KYCSP	\$ 87,500.00	\$ 17,500.00
Great Flood Holdings, LLC	Republic Bank & Trust	KYCSP	\$ 500,000.00	\$ 100,000.00
Library Holdings, LLC	Fifth Third Bank	KYCSP	\$ 2,530,000.00	\$ 249,000.00
TOTAL PAID OFF/RECYCLABLE FUNDS			\$ 118,665,105.95	\$ 12,893,233.06

Transfer of Paid Off/Recyclable Funds

KEDFA Grant Program				\$ 1,330,000.00
				<u>\$ 1,330,000.00</u>

Claims Paid

Land of Tomorrow Productions, LLC	South Central Bank	KYCSP	\$ 250,000.00	\$ 49,673.95
K&G Bear Creek Retreat/Montgomery Wildness/KY Antler	Kentucky Farmers Bank	KYCSP	\$ 3,353,745.85	\$ 388,417.53
Steamer Seafood Concessions & Catering, LLC	Franklin Bank & Trust Company	KYCSP	\$ 148,000.00	\$ 12,025.03
B&D Cleaning, LLC	Community Ventures Corporation	KYCSP	\$ 37,500.00	\$ 7,500.00
TOTAL CLAIMS PAID			\$ 3,789,245.85	\$ 457,616.51

Approved

TOTAL APPROVED FUNDS	\$ -	\$ -
-----------------------------	-------------	-------------

TOTAL CLOSED, PAID OFF/RECYCLABLE, CLAIMS PAID & APPROVED	\$ 176,443,449.82	\$ 21,676,342.72
--	--------------------------	-------------------------

Approved but Withdrawn

Corinth Christian Bookstore / Frankfort, KY	Community Trust Bank	KYCSP	\$ 120,000.00	\$ 20,750.00
Champion Chevrolet/Oldham Co.	The Bank - Oldham County	KYLPP	\$ 1,264,934.00	\$ 250,000.00
Carty-Vicars, Inc. dba Carty-Polly & Craft Funeral Home	SKED	KYCSP	\$ 790,000.00	\$ 120,000.00
E & R Enterprises, PLLC d/b/a Advantage Physical Therapy	Community Trust Bank	KYCSP	\$ 123,541.00	\$ 24,708.20
Marrowbone Family Pharmacy, LLC	Mountain Association	KYCSP	\$ 100,000.00	\$ 20,000.00
Brown's Fresh Meats and Produce, LLC	Community Ventures Corporation	KYCSP	\$ 20,000.00	\$ 4,000.00
Bethlehem Fabrication, LLC	Traditional Bank	KYCSP	\$ 48,000.00	\$ 9,600.00
Walnut Specialists Incorporated	KHIC	KYCSP	\$ 980,000.00	\$ 20,000.00
Cumberland Manor Rest Home, Inc.	Mountain Association	KYCSP	\$ 250,000.00	\$ 50,000.00
Barnhill Enterprises - Request #2	Kentucky Bank	KYCSP	\$ 150,000.00	\$ 30,000.00
PMAK, LLC (project #2)	Fifth Third Bank	KYCSP	\$ 700,000.00	\$ 63,000.00



Grassroots Pharmacy, PLLC - Project #2	Central Bank & Trust	KYCSP	\$ 75,000.00	\$ 15,000.00
Grassroots Pharmacy, PLLC - Project #1	Central Bank & Trust	KYCSP	\$ 170,000.00	\$ 34,000.00
Robby Shell and Renae Shell	Community Ventures Corporation	KYCSP	\$ 299,000.00	\$ 12,000.00
2nd Star, LLC dba Something 2 Do	Community Ventures Corporation	KYCSP	\$ 50,000.00	\$ 10,000.00
Melissa J Stamper and Thomas Stamper dba Got Roots Hair Salon	Community Ventures Corporation	KYCSP	\$ 30,300.00	\$ 4,000.00
SGCE LLC	Fifth Third Bank	KYCSP	\$ 162,000.00	\$ 16,200.00
Fairview Eye Care Real Estate, LLC	Republic Bank & Trust	KYCSP	\$ 2,500,000.00	\$ 100,000.00
Hickory & Oak , LLC	Franklin Bank & Trust Company	KYCSP	\$ 750,000.00	\$ 150,000.00
Robert Leon Allen - Project #1	Monticello Banking Company	KYCSP	\$ 92,500.00	\$ 18,500.00
Haney Enterprises LLC	Citizens Deposit Bank	KYCSP	\$ 59,864.52	\$ 11,972.00
Superior Expeditors LLC (project #2)	SKED	KYCSP	\$ 150,000.00	\$ 27,000.00
ShellTech LLC - project #1	SKED	KYCSP	\$ 650,000.00	\$ 117,000.00
JCSB LLC (William M Comett Inc.)	First Harrison Bank	KYCSP	\$ 197,000.00	\$ 34,400.00
Revelry Boutique Gallery, LLC	First Harrison Bank	KYCSP	\$ 685,000.00	\$ 135,000.00
ShellTech LLC (project #2)	KHIC	KYCSP	\$ 1,875,000.00	\$ 184,005.00
Thomson Properties, LLC	Traditional Bank	KYCSP	\$ 650,000.00	\$ 65,000.00
TOTAL APPROVED BUT WITHDRAWN			\$ 12,942,139.52	\$ 1,546,135.20

Closed, Paid Off/Recyclable Funds, Claims Paid & Approved Projects By Program

Fund Used By Program	Total Project Amounts	KSBCI Support Amount
KYLPP	\$ 6,720,147.16	\$ 271,029.40
KYCSP	\$ 171,400,496.54	\$ 21,735,520.20
KYCAP	\$ 105,306.12	\$ 3,102.12
	\$ 178,225,949.82	\$ 22,009,651.72



Kentucky Rural Hospital Loan Program

Statutorily Required Annual Reports

FY 2021-2022





CABINET FOR ECONOMIC DEVELOPMENT

Andy Beshear
Governor

Old Capitol Annex
300 West Broadway
Frankfort, Kentucky 40601

Jeff Noel
Secretary

October 31, 2022

Senator Christian McDaniel, Co-Chair
Representative Jason Petrie, Co-Chair
Interim Joint Committee Appropriations & Revenue
Legislative Research Commission
Capitol Annex Building
Frankfort, Kentucky 40601

Dear Senator McDaniel and Representative Petrie:

Pursuant to KRS 154.20-190, the Cabinet for Economic Development is required to submit an annual report to the Interim Joint Committee on Appropriations and Revenue about each outstanding loan issued out of the Rural Hospital Operations and Facilities Revolving Loan Fund. The following information is for the period from July 1, 2021 through June 30, 2022.

Please contact me at (502) 782-1987 if there are any questions regarding this report.

Sincerely,

Katie Smith
Deputy Secretary & Commissioner
Department for Financial Services

cc: Jennifer Hays, LRC
Angelica Sanchez Vega

Kentucky Rural Hospital Loan Program (KRHLP)

as of June 30, 2022

Borrower Name	City	Approved Loan Amount	Approval Date	Term Years	Purpose	Status
Pineville Community Health Center, Inc.	Pineville	\$ 1,000,000.00	10/28/2021	5	Working Capital	Past Due
Baptist Health Deaconess Madisonville, Inc.	Madisonville	\$ 975,000.00	3/31/2022	20	Building Improvements	Active
Rockcastle Hospital and Respiratory Care Center, Inc.	Mount Vernon	\$ 862,654.00	3/31/2022	7	Medical Equipment	Active
Trigg County Hospital, Inc.	Cadiz	\$ 400,000.00	4/28/2022	20	Building Improvements	Active
Crittenden Community Hospital, LLC	Marion	\$ 998,392.00	6/30/2022	15	Building Improvements & Medical Equipment	Active

KRHLP Fund	\$	20,000,000.00
Total approved:	\$	4,236,046.00
Total available:	\$	15,763,954.00





Kentucky Reinvestment Act **(KRA)**

Statutorily Required Annual Reports

FY 2021-2022





CABINET FOR ECONOMIC DEVELOPMENT

Andy Beshear
GOVERNOR

Old Capitol Annex
300 West Broadway
Frankfort, Kentucky 40601

Jeff Noel
SECRETARY

October 31, 2022

The Honorable Andy Beshear, Governor
Office of the Governor
700 Capital Avenue, Suite 100
Frankfort, Kentucky 40601

RE: Kentucky Reinvestment Act (KRA)

Dear Governor Beshear:

Pursuant to KRS 154.34-110, the Cabinet for Economic Development is required to submit an annual report to the Interim Joint Committee on Appropriations and Revenue and the Governor about each Kentucky Reinvestment Act project.

Enclosed is the KRA annual report for the period from July 1, 2021 through June 30, 2022. During the fiscal year, KEDFA preliminarily approved one (1) company, located in Warren county for KRA incentives.

Please contact me at (502) 782-1987 if there are any questions regarding this report.

Sincerely,

A handwritten signature in blue ink that reads "Katie Smith".

Katie Smith,
Deputy Secretary & Commissioner
Kentucky Cabinet for Economic Development

cc: Angelica Sanchez Vega



CABINET FOR ECONOMIC DEVELOPMENT

Andy Beshear
GOVERNOR

Old Capitol Annex
300 West Broadway
Frankfort, Kentucky 40601

Jeff Noel
SECRETARY

October 31, 2022

Senator Christian McDaniel, Co-Chair
Representative Jason Petrie, Co-Chair
Interim Joint Committee Appropriations & Revenue
Legislative Research Commission
Capitol Annex Building
Frankfort, Kentucky 40601

RE: Kentucky Reinvestment Act (KRA)

Dear Senator McDaniel and Representative Petrie:

Pursuant to KRS 154.34-110, the Cabinet for Economic Development is required to submit an annual report to the Interim Joint Committee on Appropriations and Revenue and the Governor about each Kentucky Reinvestment Act project.

Enclosed is the KRA annual report for the period from July 1, 2021 through June 30, 2022. During the fiscal year, KEDFA preliminarily approved one (1) company, located in Warren county, for KRA incentives.

Please contact me at (502) 782-1987 if there are any questions regarding this report.

Sincerely,

A handwritten signature in blue ink that reads "Katie Smith".

Katie Smith
Deputy Secretary & Commissioner
Department for Financial Services

cc: Jennifer Hays, LRC
Angelica Sanchez Vega

Kentucky Reinvestment Act (KRA) Fiscal Year 2022 Annual Report

Program Name	County	Preliminary Approval Date	Final Approval Date	Prelim Total Eligible Costs	Final Total Eligible Costs	Incentive Amount	Job Retention Required	Job Retention Reported	Current Compliance Date	Program Status
Lubrizol Advanced Materials, Inc.	Jefferson	6/30/2010	12/8/2011	\$ 2,741,678.00	\$ 1,811,598.00	\$ 1,750,000.00	109	128	12/31/2020	Inactive
Mesa Foods, LLC	Jefferson	12/10/2009	1/26/2012	\$ 1,541,316.00	\$ 1,509,560.00	\$ 850,000.00	155	234	12/31/2021	Inactive
Kimball Furniture Group LLC	Ohio	8/27/2009	7/26/2012	\$ 2,256,771.00	\$ 2,264,783.00	\$ 615,000.00	173	139	6/30/2021	Active
Sekisui Specialty Chemicals America, LLC	Marshall	3/25/2010	7/26/2012	\$ 7,305,000.00	\$ 1,390,826.00	\$ 888,000.00	64	68	12/31/2021	Active
The Standard Group, LLC	Jefferson	9/24/2009	8/30/2012	\$ 1,600,000.00	\$ 2,700,000.00	\$ 1,000,000.00	118	118	12/31/2021	Active
Curtis Maruyasu America, Inc.	Marion	10/29/2009	9/27/2012	\$ 5,603,848.00	\$ 2,557,995.00	\$ 1,000,000.00	369	527	6/30/2022	Active
3M Company	Harrison	12/10/2009	10/25/2012	\$ 2,878,838.00	\$ 2,463,527.00	\$ 2,463,527.00	434	581	12/31/2021	Active
Hill's Pet Nutrition, Inc.	Warren	9/29/2011	12/13/2012	\$ 12,500,000.00	\$ 12,500,000.00	\$ 7,885,000.00	135	143	12/31/2021	Active
Lubrizol Advanced Materials, Inc.	Marshall	1/28/2010	12/13/2012	\$ 19,206,000.00	\$ 24,177,547.00	\$ 3,000,000.00	68	88	12/31/2021	Active
Amfine Chemical Corporation	Christian	1/27/2011	12/13/2012	\$ 1,354,913.00	\$ 1,333,109.00	\$ 900,000.00	39	49	3/31/2021	Inactive
Century Aluminum Sebree, LLC	Henderson	2/25/2010	1/31/2013	\$ 25,000,000.00	\$ 22,258,642.00	\$ 15,000,000.00	418	587	12/31/2021	Active
Wacker Chemical Corporation	Marshall	6/30/2011	1/31/2013	\$ 13,700,000.00	\$ 5,953,598.00	\$ 2,700,000.00	98	151	12/31/2021	Active
Zeon Chemicals, L.P.	Jefferson	5/27/2010	4/25/2013	\$ 1,750,000.00	\$ 2,946,917.00	\$ 2,250,000.00	176	236	12/31/2021	Active
Washington Penn Plastic Company, Inc.	Franklin	8/26/2010	5/30/2013	\$ 3,121,418.00	\$ 4,411,947.00	\$ 500,000.00	44	103	12/31/2021	Active
NHK of America Suspension Components Inc.	Warren	6/30/2010	6/27/2013	\$ 5,005,000.00	\$ 4,913,827.00	\$ 2,500,000.00	173	288	3/31/2022	Active
Fischbach USA, Inc.	Hardin	9/30/2010	9/26/2013	\$ 4,342,500.00	\$ 2,006,907.00	\$ 2,000,000.00	69	135	12/31/2021	Active
Martinrea Hopkinsville LLC	Christian	10/28/2010	9/26/2013	\$ 6,844,500.00	\$ 6,930,391.00	\$ 5,000,000.00	412	439	12/31/2021	Active
Michelin North America, Inc.	Jefferson	6/30/2011	9/26/2013	\$ 13,000,000.00	\$ 18,698,942.00	\$ 7,000,000.00	291	370	12/31/2021	Active
Carhartt, Inc.	Hopkins	5/26/2011	4/24/2014	\$ 12,880,300.00	\$ 5,232,197.00	\$ 3,000,000.00	491	811	12/31/2021	Active
Whip-Mix Corporation	Jefferson	6/30/2011	5/29/2014	\$ 1,730,000.00	\$ 1,352,549.00	\$ 500,000.00	135	104	12/31/2021	Active
Plymouth Tube Company	Christian	10/27/2011	9/25/2014	\$ 6,119,096.00	\$ 7,679,636.00	\$ 1,000,000.00	90	98	12/31/2021	Active
T.RAD North America, Inc.	Christian	9/29/2011	9/25/2014	\$ 2,250,000.00	\$ 3,440,703.00	\$ 2,000,000.00	395	478	12/31/2021	Active
Toyotetsu Mid America, LLC	Daviess	9/29/2011	9/25/2014	\$ 5,000,000.00	\$ 7,906,161.00	\$ 1,900,000.00	380	744	3/31/2022	Active
Central Motor Wheel of America, Inc.	Bourbon	1/26/2012	12/11/2014	\$ 1,759,326.00	\$ 1,404,728.00	\$ 1,000,000.00	387	599	3/31/2022	Active
Sumitomo Electric Wiring Systems Inc.	Metcalfe	6/28/2012	1/29/2015	\$ 5,629,001.00	\$ 6,311,292.00	\$ 3,000,000.00	238	304	3/31/2022	Active
ISP Chemicals, LLC	Marshall	2/23/2012	1/29/2015	\$ 6,250,000.00	\$ 5,299,300.00	\$ 5,299,300.00	458	413	9/30/2021	Inactive
J.M. Smucker LLC	Fayette	1/31/2013	1/28/2016	\$ 21,850,000.00	\$ 19,662,378.00	\$ 2,000,000.00	252	283	4/30/2022	Active
Hyster-Yale Group, Inc.	Madison	6/27/2013	5/26/2016	\$ 2,103,134.00	\$ 1,719,630.00	\$ 1,719,630.00	622	671	12/31/2021	Active
Commonwealth Rolled Products, Inc.	Hancock	6/12/2014	4/27/2017	\$ 175,000,000.00	\$ 192,228,191.00	\$ 11,000,000.00	744	1066	12/31/2021	Active
Kellogg USA, LLC	Pike	6/26/2014	6/29/2017	\$ 3,000,000.00	\$ 7,788,813.00	\$ 2,000,000.00	320	379	12/31/2021	Active
Estron Chemicals, Inc.	Marshall	10/30/2014	10/26/2017	\$ 2,450,000.00	\$ 2,737,454.00	\$ 800,000.00	51	72	12/31/2021	Active
Domtar Paper Company, LLC	Hancock	5/25/2017	5/31/2018	\$ 29,502,000.00	\$ 7,336,973.00	\$ 1,000,000.00	414	425	12/31/2021	Active
Saputo Dairy Foods USA, Inc.	Calloway	3/31/2016	9/27/2018	\$ 3,562,500.00	\$ 6,522,851.50	\$ 3,500,000.00	288	316	3/31/2022	Active
Westlake Vinyls, Inc.	Marshall	10/29/2015	10/25/2018	\$ 65,000,000.00	\$ 45,761,720.00	\$ 10,000,000.00	370	412	12/31/2021	Active
Rane Light Metal Castings Inc.	Logan	6/30/2016	3/28/2019	\$ 2,875,000.00	\$ 2,019,977.50	\$ 1,200,000.00	171	190	3/31/2022	Active
Tarter Gate Wood Products, LLC	Casey	12/7/2017	4/25/2019	\$ 1,761,349.00	\$ 1,641,104.64	\$ 700,000.00	81	65	6/30/2022	Active
Tarter Tube, LLC	Casey	6/29/2017	6/27/2019	\$ 1,604,733.50	\$ 1,429,074.68	\$ 500,000.00	76	74	9/30/2021	Active
Pilkington North America, Inc.	Woodford	1/26/2017	1/23/2020	\$ 3,750,000.00	\$ 3,789,685.00	\$ 700,000.00	290	294	3/31/2022	Active
SFC Global Supply Chain, Inc.	Boone	3/30/2017	1/30/2020	\$ 16,983,993.50	\$ 16,233,981.50	\$ 2,500,000.00	289	290	12/31/2021	Active
Aristech Surfaces LLC	Boone	8/31/2017	8/27/2020	\$ 8,950,000.00	\$ 4,894,385.60	\$ 375,000.00	168	283	12/31/2021	Active
Tarter Gate Company, LLC	Casey	9/24/2020	-	\$ 3,744,845.00	N/A	\$ 1,500,000.00	329	N/A	N/A	Active
Brown-Forman Distillery, Inc.	Jefferson	10/29/2020	-	\$ 48,000,000.00	N/A	\$ 5,000,000.00	32	N/A	N/A	Active
Hill's Pet Nutrition, Inc.	Warren	2/24/2022	-	\$ 7,500,000.00	N/A	\$ 4,500,000.00	150	N/A	N/A	Active
Grand Total				\$ 569,007,060.00	\$ 473,222,901.42	\$ 123,995,457.00	10,566	12,755		



CED Active Projects

Statutorily Required Annual Reports

FY 2021-2022





Kentucky's Financial Incentives Database

10/18/2022 12:17:07 PM









Your search criteria of:

Project Type: All
Program: KEDFA, KEOZ, KEIA, KESA, KIDA, KIRA, KJDA, KJRA, KRA, KREDA, HTP, LGEDF, IEIA, EDB, LinItems, KBI, KSBTC
Incentive Status: Final Approval
Counties: All

has returned the following results:

KEDFA APPROVED PROJECTS










RECIPIENT	PROGRAM	COUNTY	PROJECT TYPE	INCENTIVE STATUS	TOTAL PROJECT COST	MAXIMUM TAX INCENTIVE AUTHORIZED	AUTHORIZED LOAN/GRANT	STARTING JOBS	ESTIMATED NEW JOBS	ESTIMATED AVERAGE HOURLY WAGE	DATE OF KEDFA ACTION
Lakeshore Learning Materials, LLC	✓ KBI	WOODFORD	N	Final Approval	\$47,440,579	\$3,700,000	-	NA	262	\$16.50	1/30/2020
1st Class Mortgage Group, LLC	KSBTC	JEFFERSON	E	Final Approval	\$6,330	\$3,500	-	NA	1	\$23.06	2/24/2022
3 Ten Enterprises, LLC	KSBTC	JEFFERSON	E	Final Approval	\$41,580	\$24,500	-	NA	7	\$34.16	12/8/2016
3 Ten Enterprises, LLC dba 310 Tempering	✓ KBI	JEFFERSON	N	Final Approval	\$5,950,000	\$1,500,000	-	NA	147	\$21.25	7/26/2018
3M Company	✓ KBI	HARRISON	E	Final Approval	\$4,700,000	\$375,000	-	500	15	\$18.13	4/26/2018
3M Company	✓ KRA	HARRISON	E	Final Approval	\$4,867,754	\$2,463,527	-	510	NA	\$22.13	10/25/2012
A & W Restaurants, Inc.	✓ KBI	FAYETTE	N	Final Approval	\$1,890,000	\$600,000	-	NA	30	\$35.00	12/12/2013
A Professional Tree Service, Inc.	KSBTC	FAYETTE	E	Final Approval	\$48,000	\$14,000	-	2	4	\$16.38	12/12/2019
A&R Logistics, Inc.	✓ KBI	JEFFERSON	N	Final Approval	\$3,006,090	\$1,500,000	-	NA	50	\$37.00	3/26/2015
A. Raymond Timmerman Automotive, Inc.	✓ KBI	FLEMING	E	Final Approval	\$1,965,000	\$1,000,000	-	39	52	\$13.94	4/25/2013
A.C.E. Compressor Parts & Service, Inc.	✓ KBI	GRAVES	E	Final Approval	\$1,175,000	\$225,000	-	8	10	NA	7/30/2015
A.C.E. Compressor Parts & Service, Inc.	KSBTC	GRAVES	E	Final Approval	\$8,950	\$7,000	-	12	2	\$23.56	12/10/2015
AA Machine, Inc.	KSBTC	NELSON	E	Final Approval	\$5,332	\$3,500	-	4	1	\$12.65	6/30/2011
AA Machine, Inc.	KSBTC	NELSON	E	Final Approval	\$5,230	\$3,500	-	5	1	\$16.35	12/12/2013
AAA Alarms, Inc.	KSBTC	WARREN	E	Final Approval	\$7,594	\$7,000	-	1	2	\$16.00	12/10/2015
ABB CON-CISE Optical Group LLC	KBI	KENTON	N	Final Approval	\$13,927,000	\$2,000,000	-	NA	200	\$15.63	12/10/2020
Abbie Jones Consulting, PSC	KSBTC	FAYETTE	E	Final Approval	\$11,997	\$3,500	-	2	1	\$36.00	12/8/2016
Abbie Jones Consulting, PSC	KSBTC	FAYETTE	E	Final Approval	\$11,643	\$7,000	-	3	2	\$26.50	12/7/2017
Abbie Jones Consulting, PSC	KSBTC	FAYETTE	E	Final Approval	\$15,853	\$7,000	-	NA	2	\$21.50	7/30/2015
ABC Automotive Systems, Inc.	✓ KBI	LAUREL	E	Final Approval	\$18,125,751	\$1,750,000	-	195	200	\$14.26	1/28/2016
Above All Service, LLC	KSBTC	MARSHALL	E	Final Approval	\$14,063	\$14,000	-	20	4	\$20.73	4/27/2017
ACCO, Inc.	KSBTC	JEFFERSON	E	Final Approval	\$29,930	\$3,500	-	14	1	\$15.14	10/26/2017
ACCO, Inc.	KSBTC	JEFFERSON	E	Final Approval	\$30,049	\$7,000	-	15	2	\$36.16	10/31/2019






	Accumetric, LLC	✓ KBI	HARDIN	E	Final Approval	\$21,200,000	\$1,200,000	-	80	77	\$18.00	5/30/2019	
	Accuserve Equipment & Supply, L.L.C.		KSBTC	JEFFERSON	E	Final Approval	\$6,495	\$3,500	-	35	1	\$36.06	12/8/2016
	Ackerman CPAs, LLC		KSBTC	JEFFERSON	E	Final Approval	\$7,135	\$7,000	-	NA	2	\$20.43	1/27/2022
	Action Equipment Solutions, Inc.		KSBTC	SCOTT	E	Final Approval	\$21,000	\$14,000	-	4	4	\$27.56	1/28/2016
	Action Landscape, Inc.		KSBTC	JEFFERSON	E	Final Approval	\$45,598	\$10,500	-	21	3	\$13.94	1/25/2018
	Action Landscape, Inc.		KSBTC	JEFFERSON	E	Final Approval	\$35,425	\$10,500	-	18	3	\$14.63	12/11/2014
	Action Landscape, Inc.		KSBTC	JEFFERSON	E	Final Approval	\$38,000	\$3,500	-	24	1	\$17.25	10/31/2019
	Adient US LLC	✓ KBI	SCOTT	E	Final Approval	\$6,494,466	\$650,000	-	685	42	\$19.32	4/30/2020	
	Adkev, Inc.	✓ KBI	BOYLE	N	Final Approval	\$15,650,000	\$500,000	-	NA	70	NA	5/28/2020	
	Administrative Processing & Services, LLC		KSBTC	FAYETTE	E	Final Approval	\$30,395	\$25,000	-	15	8	\$20.53	7/28/2022
	ADP, Inc.	✓ KBI	JEFFERSON	E	Final Approval	\$25,559,363	\$700,000	-	573	35	\$18.00	6/28/2018	
	Advance Feeding Systems, Inc.		KSBTC	MCLEAN	E	Final Approval	\$21,790	\$21,000	-	36	6	\$19.60	8/27/2015
	Advance Feeding Systems, Inc.		KSBTC	MCLEAN	E	Final Approval	\$29,164	\$14,000	-	42	4	\$13.96	7/28/2016
	Advanced Business Solutions, Inc.		KSBTC	JEFFERSON	E	Final Approval	\$50,003	\$7,000	-	18	2	\$20.40	5/31/2012
	Advanced Business Solutions, Inc.		KSBTC	JEFFERSON	E	Final Approval	\$26,668	\$7,000	-	20	2	\$17.09	6/28/2012
	Advanced Dental Center, Inc.		KSBTC	JEFFERSON	E	Final Approval	\$27,900	\$24,500	-	NA	7	\$27.02	9/30/2021
	Advanced Pam Medicine, P.S.C.		KSBTC	FAYETTE	E	Final Approval	\$19,489	\$7,000	-	12	2	\$20.00	12/10/2015
	Advantage Rental Center, LLC		KSBTC	KENTON	E	Final Approval	\$15,924	\$3,500	-	9	1	\$14.90	8/27/2015
	Affordable Diesel and Auto Repair, LLC		KSBTC	MCCRACKEN	E	Final Approval	\$30,000	\$14,000	-	NA	4	\$15.25	1/28/2016
	Against the Grain LLC		KSBTC	JEFFERSON	E	Final Approval	\$66,010	\$10,500	-	7	3	\$11.58	12/8/2016
	Agri-Chem, LLC		KEIA	CHRISTIAN	N	Final Approval	\$5,212,550	\$100,000	-	NA	NA	NA	7/25/2019
	Agriculture Workforce Management Association, Inc.		KSBTC	FAYETTE	E	Final Approval	\$9,314	\$3,500	-	2	1	\$21.20	12/10/2015
	AHF, LLC		KEIA	PULASKI	E	Final Approval	\$2,509,916	\$80,000	-	145	20	\$17.92	9/24/2010
	Air Raid Trampoline Park LLC		KSBTC	LAUREL	E	Final Approval	\$51,129	\$14,000	-	NA	4	\$16.89	1/30/2020
	Air Systems, LLC		KSBTC	JEFFERSON	E	Final Approval	\$39,138	\$7,000	-	31	2	\$30.60	10/29/2020
	Airmart, Inc.		KSBTC	FAYETTE	E	Final Approval	\$5,969	\$5,900	-	10	2	\$17.50	3/31/2022
	Airmart, Inc.		KSBTC	FAYETTE	E	Final Approval	\$8,680	\$7,000	-	8	2	\$12.51	2/25/2016
	Alarm 1 Protective Services, LLC		KSBTC	JEFFERSON	E	Final Approval	\$23,500	\$3,500	-	4	1	\$18.00	12/7/2017
	Aldora Aluminum & Glass Products, Inc.	✓ KBI	JEFFERSON	E	Final Approval	\$4,050,000	\$650,000	-	31	65	\$17.00	4/26/2018	
	Ale-8-One Bottling Company		KEIA	CLARK	E	Final Approval	\$19,400,000	\$65,000	-	95	40	\$18.75	2/7/2019
	All Around Care LLC		KSBTC	JEFFERSON	E	Final Approval	\$19,500	\$10,500	-	NA	3	\$13.00	1/25/2018
	All Clear Restoration, LLC		KSBTC	MCCRACKEN	E	Final Approval	\$7,205	\$7,000	-	NA	2	\$20.25	12/7/2017
	All Hours Lock & Key, LLC		KSBTC	FAYETTE	E	Final Approval	\$7,500	\$3,500	-	2	1	\$12.00	8/31/2017
	All Hours Lock & Key, LLC		KSBTC	FAYETTE	E	Final Approval	\$31,028	\$3,500	-	3	1	\$12.25	12/9/2021
	All Pets Veterinary Clinic, LLC		KSBTC	FRANKLIN	E	Final Approval	\$10,567	\$10,500	-	NA	3	\$27.72	10/29/2020
	All Safe Industries, Inc.		KSBTC	JEFFERSON	E	Final Approval	\$13,126	\$10,500	-	3	3	\$20.67	12/9/2021
	Alliance Entertainment LLC	✓ KBI	BULLITT	E	Final Approval	\$6,328,000	\$500,000	-	252	150	\$10.00	6/29/2017	
	Alliant Technologies LLC	✓ KBI	BARREN	N	Final Approval	\$1,188,500	\$275,000	-	NA	30	\$19.00	2/25/2021	

	Allison Abrasives, Incorporated	✓ KBI	GARRARD	E	Final Approval	\$2,600,000	\$300,000	-	62	10	\$12.56	4/26/2012
	Allstate Heating and Cooling, Incorporated	KSBTC	FAYETTE	E	Final Approval	\$70,807	\$24,500	-	25	7	\$24.61	12/8/2016
	Allstate Heating and Cooling, Incorporated	KSBTC	FAYETTE	E	Final Approval	\$35,100	\$24,500	-	32	7	\$22.79	10/26/2017
	Allstate Heating and Cooling, Incorporated	KSBTC	FAYETTE	E	Final Approval	\$45,900	\$24,500	-	39	7	\$30.53	12/13/2018
	Allstate Mechanical LLC	KSBTC	JEFFERSON	E	Final Approval	\$16,995	\$10,500	-	10	3	\$19.17	5/30/2019
	Allstate Ready Mix, Inc.	KSBTC	OLDHAM	E	Final Approval	\$39,325	\$14,000	-	19	4	\$20.76	12/7/2017
	Allstate Ready Mix, Inc.	KSBTC	OLDHAM	E	Final Approval	\$294,600	\$10,500	-	16	3	\$19.51	12/8/2016
	Allstate Tower Company, Inc.	KIDA	HENDERSON	E	Final Approval	\$850,000	\$460,000	-	21	29	\$16.78	7/28/2011
	Alpla, Inc.	✓ KBI	WARREN	N	Final Approval	\$22,423,567	\$1,920,000	-	NA	72	NA	7/31/2014
	Alpla, Inc.	✓ KBI	KENTON	E	Final Approval	\$9,655,000	\$800,000	-	18	38	\$19.70	7/28/2016
	Alpla, Inc.	✓ KBI	WARREN	N	Final Approval	\$72,279,999	\$900,000	-	NA	60	\$26.44	6/24/2021
	Alpla, Inc.	✓ KBI	WARREN	N	Final Approval	\$8,190,941	\$400,000	-	87	24	\$14.00	7/26/2018
	Altec Industries, Inc.	✓ KBI	HARDIN	E	Final Approval	\$2,050,000	\$2,000,000	-	476	224	\$14.50	6/26/2014
	Altec Industries, Inc.	✓ KBI	HARDIN	E	Final Approval	\$12,290,000	\$2,000,000	-	779	165	\$18.95	10/29/2020
	Alumisource Corporation	✓ KBI	MADISON	N	Final Approval	\$6,600,000	\$250,000	-	NA	20	\$16.00	12/10/2015
	Amaroo Farm, LLC	KSBTC	FAYETTE	E	Final Approval	\$20,407	\$10,500	-	NA	3	\$12.50	12/12/2019
	Amazon.com Services, Inc.	✓ KBI	CLARK	N	Final Approval	\$20,711,340	\$10,250,000	-	NA	550	\$15.64	3/26/2015
	Amazon.com Services, Inc.	KEIA	BOONE	N	Final Approval	\$175,000,000	\$5,400,000	-	NA	600	\$22.50	6/29/2017
	AMC Manufacturing Co., L.L.C.	KSBTC	JEFFERSON	E	Final Approval	\$29,500	\$25,000	-	4	8	\$16.51	2/28/2019
	American Freedom Distillery, LLC	KEIA	PULASKI	N	Final Approval	\$25,500,000	\$130,000	-	NA	58	\$22.84	12/12/2019
	American Fuji Seal, Inc.	✓ KBI	NELSON	E	Final Approval	\$10,000,000	\$1,500,000	-	447	45	\$20.73	5/29/2014
	American Howa Kentucky, Inc.	✓ KBI	WARREN	E	Final Approval	\$7,586,727	\$600,000	-	173	44	\$14.36	8/27/2020
	American Metal Supply Co. - Kentucky	✓ KBI	JEFFERSON	E	Final Approval	\$1,205,000	\$90,000	-	22	10	\$16.00	4/30/2015
	American Stave Company L.L.C.	✓ KBI	MARSHALL	N	Final Approval	\$12,000,000	\$750,000	-	NA	48	NA	6/28/2018
	American Stave Company, LLC	✓ KBI	ROWAN	N	Final Approval	\$7,200,000	\$950,000	-	NA	70	\$16.34	12/10/2015
	American Tile Company, Inc.	KSBTC	JEFFERSON	E	Final Approval	\$21,201	\$7,000	-	18	2	\$27.65	5/26/2022
	American Tire, Inc.	KSBTC	NELSON	E	Final Approval	\$15,981	\$10,500	-	17	3	\$20.17	1/27/2032
	American Tire, Inc.	KSBTC	NELSON	E	Final Approval	\$11,226	\$10,500	-	14	3	\$12.58	8/29/2019
	American Tire, Inc.	KSBTC	NELSON	E	Final Approval	\$28,332	\$7,000	-	12	2	\$19.00	3/29/2018
	American Wood Fibers, Inc.	✓ KBI	MARION	E	Final Approval	\$207,000	\$200,000	-	47	12	\$14.75	9/26/2013
	American Wood Fibers, Inc.	✓ KBI	MARION	E	Final Approval	\$5,241,000	\$300,000	-	101	23	\$16.24	9/30/2021
	American Woodmark Grant 1	LGEDF	PERRY		Final Approval	\$8,000,000	\$8,000,000	-	260	NA	NA	10/25/2001
	American Woodmark Grant 2	LGEDF	PERRY		Final Approval	\$586,337	\$1,025,400	-	260	NA	NA	9/26/2002
	AmerisourceBergen Drug Corporation	KEIA	JEFFERSON	E	Final Approval	\$13,021,370	\$150,000	-	37	134	\$18.68	12/13/2018
	Amneal Pharmaceuticals, LLC	✓ KBI	WARREN	E	Final Approval	\$6,608,000	\$2,500,000	-	35	48	\$17.41	2/26/2015
	Anesthesia Health Consultants, LLC	KSBTC	JEFFERSON	E	Final Approval	\$12,689	\$12,600	-	18	4	\$18.13	3/31/2022
	Angela Costa, L.L.C.	KSBTC	FAYETTE	E	Final Approval	\$24,209	\$3,500	-	1	1	\$14.35	10/31/2019
	Anglers Outpost, LLC	KSBTC	GARRARD	E	Final Approval	\$9,016	\$9,000	-	7	3	\$28.92	10/27/2016
	Anxter Inc	KBI	FAYETTE	E	Final	\$4,232,930	\$1,600,000	-	12	103	\$33.75	12/10/2020

					Approval							
	Anne-Marie Hogan, CPA, PLLC	KS BTC	JEFFERSON	E	Final Approval	\$19,675	\$14,000	-	1	4	\$19.25	3/31/2022
	ANP USA Inc.	KEIA	HARDIN	N	Final Approval	\$25,300,000	\$400,000	-	NA	93	\$35.00	8/25/2022
①	Apace KY LLC	✓ KBI	MONROE	E	Final Approval	\$5,150,000	\$840,000	-	45	35	\$10.28	10/31/2013
①	Aperture Credentialing, LLC	✓ KBI	JEFFERSON	E	Final Approval	\$4,962,388	\$1,400,000	-	58	70	\$24.20	10/27/2016
①	ARC Automotive, Inc.	✓ KBI	BUTLER	E	Final Approval	\$7,240,000	\$5,000,000	-	NA	280	\$11.88	10/29/2015
①	Archer-Daniels-Midland Company	✓ KBI	KENTON	E	Final Approval	\$8,350,000	\$5,000,000	-	236	200	\$48.28	12/13/2018
	Aristech Surfaces LLC	✓ KRA	BOONE	E	Final Approval	\$9,788,771	\$375,000	-	186	NA	\$31.25	8/27/2020
①	Asahi Bluegrass Forge Corporation	✓ KBI	MADISON	E	Final Approval	\$40,000,000	\$1,000,000	-	49	50	\$20.00	12/9/2021
①	Asahi Bluegrass Forge Corporation	✓ KBI	MADISON	N	Final Approval	\$20,320,000	\$1,000,000	-	NA	50	\$22.50	9/25/2014
①	Asahi Forge of America Corporation	✓ KBI	MADISON	E	Final Approval	\$8,000,000	\$500,000	-	40	16	\$15.00	4/30/2015
	Aseend Elements, Inc.	KEIA	CHRISTIAN	N	Final Approval	\$310,000,000	\$2,000,000	-	NA	250	\$27.89	7/28/2022
	Ashbaugh Roby Trucking LLC	KS BTC	NELSON	E	Final Approval	\$5,072	\$3,500	-	4	1	\$25.30	12/7/2017
	Ashland Associates, LLC	KS BTC	BOYD	E	Final Approval	\$42,452	\$25,000	-	1	8	\$40.55	6/24/2021
	Ashland Office Supply, Inc.	KS BTC	BOYD	E	Final Approval	\$7,000	\$7,000	-	28	2	\$11.75	1/28/2016
①	Aspen Compressor, LLC (thru Pulaski County Fiscal Court)	EDB	PULASKI	N	Final Approval	\$9,440,000	-	\$500,000	NA	40	NA	1/25/2007
	Associates in Accounting, PSC	KS BTC	JEFFERSON	E	Final Approval	\$8,324	\$7,000	-	10	2	\$19.25	12/9/2021
	AtCorr Packaging Products, LLC	KBI	BARREN	E	Final Approval	\$1,585,000	\$900,000	-	11	100	\$13.50	5/27/2021
	ATech Training, Inc.	KS BTC	BOONE	E	Final Approval	\$5,425	\$5,400	-	36	6	\$17.90	1/28/2016
	Atkore Plastic Pipe Corporation	KEIA	JEFFERSON	E	Final Approval	\$3,237,050	\$30,000	-	53	11	\$13.56	
	Atlas Machine and Supply, Inc.	KEIA	BRECKINRIDGE	N	Final Approval	\$3,470,000	\$50,000	-	176	178	\$29.41	7/28/2022
	Atlas Metal Products Co.	KS BTC	JEFFERSON	E	Final Approval	\$28,371	\$17,500	-	41	5	\$15.67	12/8/2016
	Augusta Sweet Water Holdings LLC dba Augusta Distillery LLC	KEIA	BRACKEN		Final Approval	\$23,615,165	\$200,000	-	NA	14	\$16.32	
	Automated Cutting Technologies, Inc.	KS BTC	JESSAMINE	E	Final Approval	\$10,961	\$10,500	-	16	3	\$20.73	12/8/2016
	Automated Cutting Technologies, Inc.	KS BTC	JESSAMINE	E	Final Approval	\$9,030	\$7,000	-	19	2	\$46.06	12/7/2017
	Automated Living LLC	KS BTC	JEFFERSON	E	Final Approval	\$10,900	\$3,500	-	2	1	\$13.50	1/30/2020
	Automated Living LLC	KS BTC	JEFFERSON	E	Final Approval	\$11,000	\$3,500	-	1	1	\$15.50	12/12/2019
	Automotive Service Products, Inc.	KEIA	BOONE		Final Approval	\$8,000,000	\$40,000	-	35	25	\$24.88	
	Aviette BioProcessing, LLC	KS BTC	SIMPSON	E	Final Approval	\$8,250	\$3,500	-	NA	1	\$40.86	12/9/2021
	B & C Industries, Inc.	KS BTC	PULASKI	E	Final Approval	\$28,000	\$14,000	-	24	4	\$11.75	2/27/2020
	B & C Industries, Inc.	KS BTC	PULASKI	E	Final Approval	\$10,900	\$3,500	-	23	1	\$13.00	7/26/2018
	B & E Furniture, LLC	KS BTC	BOYLE	E	Final Approval	\$12,870	\$3,500	-	6	1	\$14.00	1/25/2018
	B & N Excavating, LLC	KS BTC	MCCRACKEN	E	Final Approval	\$10,000	\$3,500	-	1	1	\$20.25	7/30/2020
	B.L. Spille Construction Inc.	KS BTC	KENTON	E	Final Approval	\$18,021	\$17,500	-	12	5	\$26.00	12/13/2018
	Babcon Inc.	KS BTC	MADISON	E	Final Approval	\$23,600	\$7,000	-	32	2	\$14.50	10/25/2018
	Babcon Inc.	KS BTC	MADISON	E	Final Approval	\$24,988	\$17,500	-	27	5	\$13.20	7/26/2018
	Babcon Inc.	KS BTC	MADISON	E	Final Approval	\$24,850	\$17,500	-	34	5	\$19.80	6/27/2019
	Babcon Inc.	KS BTC	MADISON	E	Final Approval	\$75,062	\$7,500	-	39	3	\$12.67	12/12/2019
	Babcon Inc.	KS BTC	MADISON	E	Final Approval	\$8,274	\$7,000	-	25	2	\$29.51	2/23/2017







	Babeon Inc.	KS BTC	MADISON	E	Final Approval	\$38,768	\$7,000	-	23	2	\$14.80	12/8/2016
①	BAE Systems Land & Armaments LP	✓ KBI	JEFFERSON	E	Final Approval	\$21,371,700	\$4,000,000	-	237	201	\$18.27	9/27/2012
	Haldwin CPAS, PLLC	KS BTC	MADISON	E	Final Approval	\$25,385	\$24,500	-	18	7	\$17.40	9/24/2015
	Baldwin CPAs, PLLC	KS BTC	MADISON	E	Final Approval	\$34,488	\$21,000	-	25	6	\$19.87	12/8/2016
	Ball Metal Beverage Container Corp	FDB	WARREN		Final Approval	\$305,000,000	-	\$500,000	NA	198	\$45.00	3/25/2021
	Ball Metal Beverage Container Corp.	KEIA	WARREN	N	Final Approval	\$305,000,000	\$1,300,000	-	NA	198	\$34.45	1/7/2021
	Ballast, Inc.	KS BTC	FAYETTE	E	Final Approval	\$12,563	\$7,000	-	6	2	\$26.16	10/25/2018
	Ballast, Inc.	KS BTC	FAYETTE	E	Final Approval	\$6,787	\$3,500	-	8	1	\$52.43	8/25/2022
	Ballast, Inc.	KS BTC	FAYETTE	E	Final Approval	\$31,287	\$7,000	-	4	2	\$30.09	6/30/2016
①	Bando USA Inc.	✓ KBI	WARREN	E	Final Approval	\$7,075,877	\$475,000	-	134	15	\$18.37	9/27/2012
	Barnes Auto Service Inc.	KS BTC	JEFFERSON	E	Final Approval	\$13,273	\$7,000	-	11	2	\$23.00	3/31/2022
	Barnes HVAC LLC	KS BTC	WOODFORD	E	Final Approval	\$5,085	\$3,500	-	2	1	\$15.00	12/10/2020
	Barnett Benvenuti & Butler PLLC	KS BTC	FAYETTE	E	Final Approval	\$7,269	\$7,000	-	8	2	\$31.25	12/7/2017
①	Barnett Industries, Inc.	KS BTC	KENTON	E	Final Approval	\$7,500	\$3,500	-	21	1	\$24.04	8/30/2012
	Barnett Industries, Inc.	KS BTC	KENTON	E	Final Approval	\$46,585	\$21,000	-	22	6	\$14.08	12/13/2018
	Barnhill Chimney Supply, LLC	KS BTC	FAYETTE	E	Final Approval	\$31,722	\$7,000	-	1	2	\$13.00	12/13/2018
	Barnhill Chimney Supply, LLC	KS BTC	FAYETTE	E	Final Approval	\$15,496	\$3,500	-	3	1	\$16.92	1/30/2020
	Barnhill Enterprises, LLC	KS BTC	FAYETTE	E	Final Approval	\$32,810	\$7,000	-	26	2	\$30.35	1/30/2020
	Barnhill Enterprises, LLC	KS BTC	FAYETTE	E	Final Approval	\$32,646	\$10,500	-	23	3	\$22.45	12/13/2018
	Barnhill Enterprises, LLC	KS BTC	FAYETTE	E	Final Approval	\$73,188	\$17,500	-	18	5	\$20.74	12/7/2017
	Barnhill Enterprises, LLC	KS BTC	FAYETTE	E	Final Approval	\$9,549	\$3,500	-	17	1	\$14.86	10/26/2017
	Barnhill Enterprises, LLC	KS BTC	FAYETTE	E	Final Approval	\$14,500	\$14,000	-	13	4	\$12.25	12/10/2015
	Barrell Craft Spirits, LLC	KS BTC	JEFFERSON	E	Final Approval	\$23,950	\$10,500	-	6	3	\$29.20	12/10/2020
	Barrell Craft Spirits, LLC	KEIA	JEFFERSON	N	Final Approval	\$3,225,000	\$20,000	-	21	30	\$21.30	7/29/2021
	Beaumont Homes, LLC	KS BTC	BOONE	E	Final Approval	\$56,918	\$21,000	-	7	6	\$23.12	6/24/2021
	Beaumont Homes, LLC	KS BTC	BOONE	E	Final Approval	\$26,000	\$17,500	-	2	5	\$31.43	8/27/2020
①	Bed Wood and Parts, LLC	✓ KBI	CHRISTIAN	E	Final Approval	\$2,853,920	\$1,000,000	-	5	42	\$31.35	7/28/2022
	Beer Engine LLC	KS BTC	JEFFERSON	E	Final Approval	\$42,000	\$24,500	-	NA	7	\$14.37	4/27/2017
	BFH Physical Therapy, LLC	KS BTC	MADISON	E	Final Approval	\$5,489	\$3,500	-	NA	1	\$30.29	9/29/2022
①	Beliline Electric Company, Inc.	✓ KBI	MCCRACKEN	E	Final Approval	\$1,205,000	\$125,000	-	NA	15	\$17.34	6/25/2020
	Ben Byrne, LLC	KS BTC	JEFFERSON	E	Final Approval	\$6,864	\$3,500	-	4	1	\$19.00	8/29/2019
①	Bendix Commercial Vehicle Systems LLC fka Bendix Spicer Foundation Brake LLC	✓ KBI	WARREN	E	Final Approval	\$5,941,000	\$1,000,000	-	267	143	\$17.24	9/27/2018
	Bendix Spicer Foundation Brake LLC	KEIA	WARREN	E	Final Approval	\$65,075,000	\$750,000	-	442	94	\$18.31	4/25/2019
	Benjamin J. Byrne & Associates, LLC	KS BTC	JEFFERSON	E	Final Approval	\$10,743	\$3,500	-	6	1	\$13.00	8/29/2019
	Berea Industrial Development Authority	FDB	MADISON	E	Final Approval	\$1,000,000	-	\$500,000	NA	NA	NA	
	Berry & Kington, PSC	KS BTC	HOPKINS	E	Final Approval	\$7,115	\$3,500	-	10	1	\$17.83	12/8/2011
①	Berry Film Products Company, Inc.	KREDA	BRACKEN	E	Final Approval	\$20,468,000	\$4,000,000	-	202	136	\$10.63	6/26/2008
	Berry Global Films	✓ KBI	WARREN	E	Final	\$16,000,000	\$500,000	-	112	35	\$13.91	5/29/2014

	LLC				Approval								
	Berry Plastics IK, LLC	✓ KBI	HOPKINS	E	Final Approval	\$96,000,000	\$10,000,000	-	NA	120	\$17.60	9/28/2017	
	Bespoke Ventures and Investments LLC	KEIA	GRANT	N	Final Approval	\$2,753,115	\$85,000	-	NA	13	\$14.00	3/26/2020	
	Bespoke Ventures and Investments, LLC	KEIA	GRANT	N	Final Approval	\$2,076,700	\$45,000	-	NA	14	NA	12/12/2019	
	Best Pets Animal Clinic, LLC	KSBTC	SCOTT	E	Final Approval	\$43,350	\$3,500	-	I	1	\$44.93	9/29/2022	
	Best Sanitizers, Inc.	✓ KBI	BOONE	E	Final Approval	\$5,000,000	\$175,000	-	32	19	NA	12/7/2017	
	Beta-Tech, Inc. dba Fortis Manufacturing	✓ KBI	BARREN	N	Final Approval	\$5,200,000	\$1,500,000	-	NA	100	\$16.00	2/25/2016	
	BGS Kentucky, LLC	KSBTC	FAYETTE	E	Final Approval	\$5,057	\$3,500	-	NA	1	\$18.27	6/30/2022	
	Big Jack's Donuts & Coffee, LLC	KSBTC	ANDERSON	E	Final Approval	\$5,273	\$3,500	-	NA	1	\$14.47	12/9/2021	
	Big Sandy Distribution, Inc.	KEIA	BOYD	E	Final Approval	\$1,220,000	\$45,000	-	45	NA	NA	8/25/2022	
	Bill Mauld Electric Co.	KSBTC	OLDHAM	E	Final Approval	\$46,778	\$25,000	-	40	8	\$13.63	12/10/2015	
	Billings Law Firm, PLLC	KSBTC	FAYETTE	E	Final Approval	\$11,109	\$3,500	-	6	1	\$31.25	12/8/2016	
	Bilstein Cold Rolled Steel LP	KEIA	WARREN	E	Final Approval	\$17,820,000	\$200,000	-	82	NA	NA	4/29/2021	
	Bilstein Cold Rolled Steel LP (through the Inter-Modal Transportation Authority, Inc.)	EDB	WARREN	N	Final Approval	\$120,000,000	-	\$1,000,000	NA	90	\$21.00	6/26/2014	
	Bilstein Cold Rolled Steel, LP	✓ KBI	WARREN	N	Final Approval	\$130,000,000	\$4,500,000	-	NA	110	\$17.59	10/25/2018	
	Bio-Medical Equipment Service Company	KSBTC	JEFFERSON	E	Final Approval	\$14,659	\$14,000	-	13	4	\$16.00	12/11/2014	
	Bio-Medical Equipment Service Company	KSBTC	JEFFERSON	E	Final Approval	\$18,315	\$17,500	-	24	5	\$22.32	10/28/2021	
	Bio-Medical Equipment Service Company	KSBTC	JEFFERSON	E	Final Approval	\$25,123	\$24,500	-	17	7	\$22.48	9/24/2020	
	Bitiki Blockcharin, LLC	KEIA	UNION		Final Approval	\$24,754,415	\$250,000	-	1	4	\$24.40		
	Blackhawk Composites, Inc.	✓ KBI	BUTLER	N	Final Approval	\$862,660	\$400,000	-	NA	20	\$19.34	4/26/2012	
	Blacksmith Iron Works II LLC	KSBTC	JEFFERSON	E	Final Approval	\$13,429	\$10,500	-	7	3	\$24.96	12/12/2019	
	Blackwood Stables, LLC	KSBTC	WOODFORD	E	Final Approval	\$20,000	\$10,500	-	20	3	\$14.78	1/26/2017	
	Blaze Products Corporation	KSBTC	SHELBY	E	Final Approval	\$9,148	\$3,500	-	22	1	\$12.50	3/31/2016	
	Block & Lot Real Estate, LLC	KSBTC	FAYETTE	E	Final Approval	\$5,608	\$3,500	-	1	1	\$13.75	12/7/2017	
	Bloemer Food Sales Co.	KSBTC	JEFFERSON	E	Final Approval	\$8,000	\$3,500	-	9	1	\$12.00	12/10/2015	
	Bloemer Food Sales Co.	KSBTC	JEFFERSON	E	Final Approval	\$6,995	\$3,500	-	8	1	\$13.75	12/11/2014	
	Blue Dot Cab Company	KSBTC	HOPKINS	E	Final Approval	\$30,511	\$15,000	-	4	8	\$13.31	10/25/2018	
	Blue Frame Technology LLC	KSBTC	FAYETTE	E	Final Approval	\$5,883	\$3,500	-	4	1	\$20.25	12/13/2018	
	Blue Frame Technology LLC	KSBTC	FAYETTE	E	Final Approval	\$7,963	\$7,000	-	5	2	\$41.25	4/25/2019	
	Blue Frame Technology LLC	KSBTC	FAYETTE	E	Final Approval	\$5,219	\$3,500	-	8	1	\$48.08	3/26/2020	
	Blue Frame Technology LLC	KSBTC	FAYETTE	E	Final Approval	\$6,364	\$3,500	-	7	1	\$26.44	10/31/2019	
	Blue Frame Technology LLC	KSBTC	FAYETTE	E	Final Approval	\$10,653	\$10,500	-	9	3	\$24.00	12/10/2020	
	Blue Frame Technology LLC	KSBTC	FAYETTE	E	Final Approval	\$5,172	\$3,500	-	12	1	\$13.50	1/28/2021	
	Blue Frame Technology LLC	KSBTC	FAYETTE	E	Final Approval	\$8,430	\$7,000	-	19	2	\$24.73	4/28/2022	
	Blue Frame Technology LLC	KSBTC	FAYETTE	E	Final Approval	\$10,801	\$10,500	-	16	3	\$26.14	12/9/2021	
	Blue Frame Technology LLC	KSBTC	FAYETTE	E	Final Approval	\$10,949	\$10,500	-	13	3	\$21.67	4/29/2021	
	Blue Frame Technology LLC	KSBTC	FAYETTE	E	Final Approval	\$9,635	\$3,500	-	3	1	\$32.69	3/29/2018	










Blue Heaven Technologies, L.L.C.	KSBTC	JEFFERSON	E	Final Approval	\$6,224	\$3,500	-	8	1	\$18.00	6/30/2016
Blue Moon Port-a-Pot, LLC	KSBTC	ALLEN	E	Final Approval	\$33,600	\$10,500	-	4	3	\$13.33	12/7/2017
Blue Tank and Pump Rental, LLC	KSBTC	JESSAMINE	E	Final Approval	\$285,564	\$25,000	-	19	8	\$20.58	12/10/2020
Bluegrass Bean Counter, PLLC	KSBTC	SCOTT	E	Final Approval	\$5,018	\$3,500	-	2	1	\$23.25	1/28/2021
Bluegrass Bean Counter, PLLC	KSBTC	SCOTT	E	Final Approval	\$5,186	\$3,500	-	1	1	\$18.27	12/12/2019
Bluegrass Bean Counter, PLLC	KSBTC	SCOTT	E	Final Approval	\$5,001	\$3,500	-	3	1	\$18.00	12/9/2021
Bluegrass Book Buyers LLC	KSBTC	FAYETTE	E	Final Approval	\$48,511	\$21,000	-	2	6	\$12.25	7/26/2018
Bluegrass Chiro, PLLC	KSBTC	BOYLE	E	Final Approval	\$17,922	\$17,500	-	30	5	\$21.73	10/25/2018
Bluegrass Chiro, PLLC	KSBTC	BOYLE	E	Final Approval	\$14,208	\$14,000	-	35	4	\$32.11	1/30/2020
Bluegrass Chiro, PLLC	KSBTC	BOYLE	E	Final Approval	\$11,999	\$10,500	-	39	3	\$31.61	12/10/2020
Bluegrass Chiro, PLLC	KSBTC	BOYLE	E	Final Approval	\$20,825	\$17,500	-	44	5	\$21.07	12/9/2021
Bluegrass Chiro, PLLC	KSBTC	BOYLE	W	Final Approval	\$11,950	\$7,000	-	42	2	\$13.62	5/27/2021
Bluegrass Chiro, PLLC	KSBTC	BOYLE	E	Final Approval	\$18,050	\$17,500	-	25	5	\$20.06	10/26/2017
Bluegrass Concrete & Associates, Inc.	KSBTC	BARREN	E	Final Approval	\$39,000	\$14,000	-	17	4	\$21.75	9/28/2017
Bluegrass Crossings Regional Business Centre Grant 4	LGEDF	OHIO		Final Approval	\$7,320,000	\$7,320,000	-	NA	NA	NA	3/30/2000
Bluegrass Crossings Regional Business Centre Grant 4 Amd 1 Daicel	LGEDF	OHIO		Final Approval	\$755,385	\$755,385	-	NA	NA	NA	3/28/2001
Bluegrass Crossings Regional Business Centre Grant 5	LGEDF	OHIO		Final Approval	\$937,200	\$937,200	-	NA	NA	NA	2/24/2005
Bluegrass Crossings Regional Business Centre Grant 5 Amd 1	LGEDF	OHIO		Final Approval	NA	0	-	NA	NA	NA	2/23/2006
Bluegrass Distillers, LLC	KEIA	WOODFORD	N	Final Approval	\$3,100,000	\$50,000	-	7	17	\$34.50	9/24/2020
Bluegrass Insurance Services, LLC	KSBTC	HARDIN	E	Final Approval	\$7,345	\$7,300	-	8	3	\$15.33	12/10/2020
Bluegrass Roller Service, Inc.	KEIA	SHELBY	E	Final Approval	\$3,875,000	\$50,000	-	26	10	\$14.00	1/30/2020
Bluegrass Staking Service, Inc.	KSBTC	WOODFORD	E	Final Approval	\$5,740	\$3,500	-	4	1	\$33.46	4/29/2021
 Bluegrass Stockyards, LLC	✓ KBI	FAYETTE	N	Final Approval	\$11,900,000	\$300,000	-	6	20	\$19.02	3/28/2019
 Bluegrass Supply Chain Services, LLC	✓ KBI	WARREN	E	Final Approval	\$5,185,600	\$1,250,000	-	38	55	\$16.25	6/29/2017
Bluegrass Tool & Industrial, LLC	KSBTC	FAYETTE	E	Final Approval	\$35,310	\$7,000	-	6	2	\$19.90	2/25/2016
Bluegrass Tool & Industrial, LLC	KSBTC	FAYETTE	E	Final Approval	\$22,000	\$14,000	-	8	4	\$19.25	5/25/2017
Bluegrass Tool & Industrial, LLC	KSBTC	FAYETTE	E	Final Approval	\$20,850	\$20,800	-	23	6	\$24.52	9/24/2020
Bluegrass Tool & Industrial, LLC	KSBTC	FAYETTE	E	Final Approval	\$22,430	\$17,500	-	12	5	\$23.60	5/31/2018
Bluegrass Tool & Industrial, LLC	KSBTC	FAYETTE	E	Final Approval	\$26,771	\$21,000	-	17	6	\$24.95	5/30/2019
 Bluth Company, LLC	✓ KBI	WARREN	E	Final Approval	\$5,575,000	\$900,000	-	21	94	\$13.50	2/7/2019
Blythe, White & Associates, PLLC	KSBTC	MCCRACKEN	E	Final Approval	\$14,537	\$10,500	-	13	3	\$26.12	6/30/2016
 BMC Contracting, LLC	KSBTC	MONTGOMERY	E	Final Approval	\$116,738	\$25,000	-	5	8	\$12.00	7/31/2014
BMC Contracting, LLC	KSBTC	MONTGOMERY	E	Final Approval	\$156,500	\$21,000	-	13	6	\$20.95	12/10/2020
BMI Pallets, LLC	KSBTC	MARSHALL	E	Final Approval	\$36,250	\$3,500	-	6	1	\$15.00	12/12/2019
Body Shapes Medical Limited Liability Company	KSBTC	JEFFERSON	E	Final Approval	\$25,467	\$25,000	-	4	8	\$21.37	9/25/2014
Body Shapes Medical Management, LLC	KSBTC	JEFFERSON	E	Final Approval	\$25,107	\$24,500	-	12	7	\$23.06	12/8/2016
 Bonfiglioli USA	✓ KBI	BOONE	E	Final Approval	\$7,727,478	\$3,000,000	-	34	150	\$22.28	2/23/2017
Bootleg Bar-B-Q Co.	KSBTC	JEFFERSON	F	Final	\$11,682	\$10,500	-	6	3	\$18.83	4/30/2015

Approval

	Bootleg Bar-B-Q Co.	KSBTC	JEFFERSON	E	Final Approval	\$10,268	\$7,000	-	9	2	\$17.43	12/8/2016
	Bootleg Bar-B-Q Co.	KSBTC	JEFFERSON	E	Final Approval	\$8,100	\$3,500	-	11	1	\$16.75	12/7/2017
①	Borderless Distribution LLC	✓ KBI	BOONE	N	Final Approval	\$4,220,900	\$300,000	-	NA	100	\$13.84	10/31/2019
	Bottoms Engineering and Service, Inc.	KSBTC	FRANKLIN	F	Final Approval	\$9,819	\$3,500	-	14	1	\$17.00	12/13/2018
	Bourbon on Main, LLC	KSBTC	FRANKLIN	E	Final Approval	\$12,800	\$10,500	-	NA	3	\$17.84	12/8/2016
	Bowden & Wood, PLLC	KSBTC	JEFFERSON	E	Final Approval	\$9,574	\$7,000	-	11	2	\$18.10	9/29/2016
	Bowden & Wood, PLLC	KSBTC	JEFFERSON	F	Final Approval	\$52,289	\$7,000	-	13	2	\$22.36	1/25/2018
	Bowden & Wood, PLLC	KSBTC	JEFFERSON	F	Final Approval	\$17,855	\$17,500	-	6	5	\$27.59	7/30/2015
	Bowden & Wood, PLLC	KSBTC	JEFFERSON	E	Final Approval	\$23,227	\$3,500	-	15	1	\$18.75	12/13/2018
①	Bowling Green Metalforming, L.L.C.	✓ KBI	WARREN	E	Final Approval	\$261,240,000	\$10,000,000	-	843	450	\$17.70	3/31/2016
	Boxcar Strategies, LLC	KSBTC	JEFFERSON	E	Final Approval	\$5,361	\$5,300	-	6	2	\$14.78	9/24/2015
	Boxcar Strategies, LLC	KSBTC	FAYETTE	E	Final Approval	\$6,796	\$3,500	-	9	1	\$83.33	4/27/2017
	Boxcar Strategies, LLC	KSBTC	JEFFERSON	E	Final Approval	\$7,385	\$3,500	-	8	1	\$18.88	1/26/2017
	Boyd Family Dentistry, PLLC	KSBTC	BOYLE	F	Final Approval	\$10,553	\$10,500	-	NA	5	\$25.88	10/25/2018
①	Brady Worldwide, Incorporated	✓ KBI	JEFFERSON	N	Final Approval	\$18,250,000	\$3,000,000	-	NA	121	\$26.58	9/25/2014
	Brahm Trucking Service, Inc.	KSBTC	MARION	E	Final Approval	\$69,000	\$3,500	-	8	1	\$13.71	12/10/2015
	Braidy Atlas, LLC	KEIA	GREENUP	N	Final Approval	\$607,750,000	\$2,500,000	-	NA	367	\$30.00	6/29/2017
	Braidy Atlas, L.L.C.	KEIA	GREENUP	N	Final Approval	\$602,750,000	\$2,500,000	-	NA	367	\$30.00	1/25/2018
	Brass Reminders Company, Inc.	KSBTC	JESSAMINE	E	Final Approval	\$12,375	\$3,500	-	14	1	\$13.00	12/8/2016
	Braxton Brewing Company, LLC	KSBTC	KENTON	E	Final Approval	\$68,000	\$14,000	-	1	4	\$27.96	12/8/2016
	Breeders Farrier Supply, LLC	KSBTC	FAYETTE	E	Final Approval	\$5,927	\$5,900	-	NA	2	\$14.25	9/29/2016
	Brett Construction Co.	KSBTC	FAYETTE	E	Final Approval	\$29,897	\$17,500	-	35	5	\$29.92	12/8/2016
	Brett Construction Co.	KSBTC	FAYETTE	E	Final Approval	\$23,692	\$14,000	-	31	4	\$18.86	12/10/2015
	Brett Construction Co.	KSBTC	FAYETTE	E	Final Approval	\$41,900	\$10,500	-	40	3	\$32.71	12/12/2019
①	Brewco, Incorporated	KSBTC	MUHLENBERG	E	Final Approval	\$10,800	\$3,500	-	11	1	\$12.16	2/27/2014
①	Brewing and Distilling Analytical Services LLC	KSBTC	FAYETTE	E	Final Approval	\$5,405	\$3,500	-	1	1	\$12.02	6/28/2012
	Brite Wholesale Electric Supply, Inc.	KSBTC	HARDIN	E	Final Approval	\$33,997	\$7,000	-	31	2	\$13.95	1/30/2020
	Broccoli Hugger LLC	KSBTC	BOYLE	E	Final Approval	\$16,458	\$3,500	-	NA	1	\$14.00	12/7/2017
	Brockman-Hastings LLC	KSBTC	FAYETTE	E	Final Approval	\$17,308	\$3,500	-	NA	1	\$36.06	6/28/2018
	Broker House Lending, LLC	KSBTC	JEFFERSON	E	Final Approval	\$21,467	\$7,000	-	3	2	\$17.96	12/12/2019
	Broker House Lending, LLC	KSBTC	JEFFERSON	E	Final Approval	\$49,999	\$3,500	-	5	1	\$21.00	8/25/2022
	Broker House Lending, LLC	KSBTC	JEFFERSON	E	Final Approval	\$28,000	\$7,000	-	1	2	\$27.33	2/23/2017
	Brothers Barbecue of Campbellsville, LLC	KSBTC	TAYLOR	E	Final Approval	\$8,255	\$7,000	-	21	2	\$12.50	12/13/2018
	Brown & Kubican, P.S.C.	KSBTC	FAYETTE	E	Final Approval	\$8,630	\$7,000	-	19	2	\$29.50	1/27/2022
	Brown & Kubican, P.S.C.	KSBTC	FAYETTE	E	Final Approval	\$14,250	\$14,000	-	15	4	\$31.60	12/8/2016
①	Brown-Forman Corporation	✓ KBI	JEFFERSON	E	Final Approval	\$26,510,000	\$900,000	-	NA	15	\$22.14	9/27/2018
①	Brown-Forman Corporation	✓ KBI	WOODFORD	F	Final Approval	\$36,325,000	\$2,500,000	-	31	15	\$15.50	5/26/2016
	Brown-Forman Distillery, Inc.	KEIA	JEFFERSON	F	Final Approval	\$62,433,600	\$500,000	-	21	NA	\$29.20	10/29/2020
	Browning	KSBTC	JEFFERSON	F	Final	\$24,095	\$17,500	-	11	5	\$11.62	12/10/2015










Landscaping, LLC					Approval							
BryMak & Associates, Inc.	KSBTC	CHRISTIAN	E	Final Approval	\$34,921	\$17,500	-	5	5	\$29.15	6/30/2016	
BryMak & Associates, Inc.	KSBTC	CHRISTIAN	E	Final Approval	\$34,468	\$7,000	-	10	2	\$17.31	12/7/2017	
BTA LLC	KSBTC	JEFFERSON	E	Final Approval	\$6,500	\$6,500	-	NA	2	\$17.67	3/30/2017	
Buffalo Trace Distillery, Inc.	KEIA	FRANKLIN	E	Final Approval	\$155,000,000	\$840,000	-	485	8	\$26.93	4/29/2021	
Buffalo Trace Distillery, Inc.	KEIA	FRANKLIN	E	Final Approval	\$34,000,000	\$200,000	-	386	NA	NA	4/30/2020	
Buffalo Trace Distillery, Inc.	KEIA	FRANKLIN	E	Final Approval	\$17,500,000	\$100,000	-	485	NA	\$26.93	10/28/2021	
Buffalo Trace Distillery, Inc.	KEIA	FRANKLIN	E	Final Approval	\$29,500,000	\$150,000	-	485	NA	\$26.93		
 Buffalo Trace Distillery, Inc.	✓ KBI	FRANKLIN	E	Final Approval	\$20,463,180	\$1,250,000	-	357	40	\$19.24	2/23/2017	
BuildMyPlace, LLC	KEIA	JEFFERSON	N	Final Approval	\$15,300,000	\$50,000	-	NA	100	\$25.55	5/28/2020	
Burkman Industries, Inc.	KSHTC	BOYLE	E	Final Approval	\$9,915	\$3,500	-	36	1	\$12.88	12/7/2017	
Burns Equine Veterinary Service, PLLC	KSBTC	SCOTT	E	Final Approval	\$11,695	\$3,500	-	NA	1	\$38.91	9/26/2019	
Busche Industries Co	KSBTC	GRAYSON	E	Final Approval	\$15,162	\$15,100	-	6	5	\$15.70	12/10/2020	
Business Benefits, Inc.	KSBTC	KENTON	E	Final Approval	\$5,154	\$3,500	-	13	1	\$15.36	8/31/2017	
Busy Bee Occupational Therapy, PLLC	KSBTC	MADISON	E	Final Approval	\$10,568	\$10,500	-	4	3	\$17.00	12/10/2020	
Busy Bee Occupational Therapy, PLLC	KSBTC	MADISON	E	Final Approval	\$10,676	\$10,500	-	7	3	\$20.86	12/9/2021	
 Butler Animal Health Supply, LLC	✓ KBI	FAYETTE	E	Final Approval	\$2,670,000	\$300,000	-	16	31	\$12.35	10/29/2015	
Butts Golf, LLC	KSBTC	LIVINGSTON	E	Final Approval	\$64,241	\$7,000	-	2	2	\$20.00	8/25/2022	
C & D Kentucky Enterprises, Inc.	KSBTC	JEFFERSON	E	Final Approval	\$26,500	\$3,500	-	1	1	\$15.00	12/7/2017	
 C & L Tiling, Inc. aka Timewell of Kentucky, Inc.	KIDA	WEBSTER	N	Final Approval	\$1,750,000	\$850,000	-	NA	47	\$14.67	2/23/2012	
C J L & M, Inc.	KSBTC	WARREN	E	Final Approval	\$7,042	\$7,000	-	5	2	\$11.75	3/29/2018	
C&S Vaults, Inc. Grant 1	LGEDF	MARTIN	N	Final Approval	\$394,439	\$234,458	-	15	NA	NA	10/18/1994	
C&S Vaults, Inc. Grant 2	LGEDF	MARTIN		Final Approval	\$1,365,000	\$675,000	-	23	7	NA	9/30/1999	
C&S Vaults, Inc. Grant 2 Amend 1	LGEDF	MARTIN		Final Approval	\$716,022	\$41,022	-	23	NA	NA	2/22/2001	
C Forward, Inc.	KEIA	KENTON	E	Final Approval	\$2,342,500	\$50,000	-	NA	NA	NA	8/26/2021	
C2 Strategic Communications LLC	KSBTC	JEFFERSON	E	Final Approval	\$7,791	\$7,000	-	5	2	\$20.37	12/13/2018	
C2 Strategic Communications LLC	KSBTC	JEFFERSON	E	Final Approval	\$9,171	\$7,000	-	10	2	\$25.24	12/10/2020	
C2 Strategic Communications LLC	KSBTC	JEFFERSON	E	Final Approval	\$15,611	\$10,500	-	7	3	\$29.37	12/12/2019	
C2 Strategic Communications LLC	KSBTC	JEFFERSON	E	Final Approval	\$5,553	\$5,500	-	2	2	\$33.50	12/10/2015	
C2 Strategic Communications LLC	KSBTC	JEFFERSON	E	Final Approval	\$5,248	\$3,500	-	4	1	\$51.44	12/8/2016	
 Cabot Corporation	✓ KBI	CARROLL	N	Final Approval	\$112,000,000	\$750,000	-	NA	32	\$30.00	6/25/2020	
Cadres, Inc.	KSBTC	HENRY	E	Final Approval	\$18,244	\$10,500	-	3	3	\$13.06	8/27/2020	
Cal-Maine Foods, Inc.	KEIA	TODD	E	Final Approval	\$40,000,000	\$50,000	-	43	10	\$12.00		
 Calgon Carbon Corporation	KIDA	BOYD	E	Final Approval	\$62,000,000	\$1,200,000	-	148	39	\$18.42	6/30/2011	
Callaway Pest Control, Inc.	KSBTC	WOODFORD	E	Final Approval	\$27,746	\$3,500	-	2	1	\$12.00	9/27/2018	
Campari America LLC	KEIA	ANDERSON	E	Final Approval	\$3,153,330	\$50,000	-	165	10	\$24.50	12/9/2021	
 Campari America LLC	✓ KBI	ANDERSON	E	Final Approval	\$44,000,000	\$2,000,000	-	80	62	\$20.00	8/27/2015	
Campari America LLC dba Wild Turkey	KEIA	ANDERSON	E	Final Approval	\$8,812,810	\$50,000	-	180	NA	NA	7/28/2022	
Camtech	✓ KBI	PULASKI	E	Final	\$2,775,000	\$300,000	-	3	10	\$19.75	6/25/2015	

	Manufacturing Solutions, LLC				Approval								
	Canlyric, LLC	KSBTC	JEFFERSON	E	Final Approval	\$7,180	\$7,000	-	8	2	\$23.62	12/8/2016	
	Cannon Automotive Solutions - Bowling Green, Inc.	✓ KBI	WARREN	E	Final Approval	\$23,548,997	\$1,000,000	-	81	60	\$23.00	12/13/2018	
	Capital Recovery Group Technologies LLC	KSBTC	JEFFERSON	E	Final Approval	\$62,633	\$25,000	-	7	8	\$53.25	9/30/2021	
	Capitol Brewing Company, PBC	KSBTC	FRANKLIN	E	Final Approval	\$18,100	\$7,000	-	NA	2	\$15.75	12/10/2020	
	Carabelle Coffee Company	KSBTC	CAMPBELL	F	Final Approval	\$29,142	\$3,500	-	NA	1	\$12.02	7/27/2017	
	Carbide Industries LLC	KIRA	JEFFERSON	F	Final Approval	\$30,000,000	\$6,500,000	-	132	9	\$24.58	10/30/2014	
	Carey Sign Company, LLC	KSBTC	NELSON	E	Final Approval	\$69,538	\$7,000	-	2	2	\$19.26	7/28/2022	
	Carhart, Inc.	✓ KRA	HOPKINS	E	Final Approval	\$10,464,393	\$3,000,000	-	516	NA	\$19.00	4/24/2014	
	Carina Medical LLC	KSBTC	FAYETTE	E	Final Approval	\$7,336	\$7,000	-	NA	2	\$50.00	3/29/2021	
	Carl Zeiss Vision Inc.	✓ KBI	BOONE	E	Final Approval	\$10,000,000	\$2,000,000	-	103	190	\$14.70	9/27/2018	
	Carpenter Chiropractic Center, PLLC	KSBTC	JEFFERSON	E	Final Approval	\$5,497	\$3,500	-	3	1	\$25.00	4/30/2015	
	Carroll-Kron Consulting, Inc.	KSBTC	JEFFERSON	E	Final Approval	\$9,609	\$7,805	-	5	3	\$13.00	8/29/2013	
	Carroll-Kron Consulting, Inc.	KSBTC	JEFFERSON	E	Final Approval	\$10,489	\$10,244	-	20	5	\$17.42	2/27/2014	
	Carroll-Kron Consulting, Inc.	KSBTC	JEFFERSON	E	Final Approval	\$10,038	\$10,000	-	13	3	\$14.67	2/25/2016	
	Carroll-Kron Consulting, Inc.	KSBTC	JEFFERSON	E	Final Approval	\$21,109	\$21,100	-	16	7	\$23.15	4/27/2017	
	Carroll-Kron Consulting, Inc.	KSBTC	JEFFERSON	E	Final Approval	\$6,430	\$6,400	-	23	6	\$24.78	1/25/2018	
	Catalent Pharma Solutions, LLC	✓ KBI	CLARK	E	Final Approval	\$61,760,250	\$5,000,000	-	393	300	\$25.91	5/30/2019	
	Catalent Pharma Solutions, LLC	✓ KBI	CLARK	E	Final Approval	\$46,800,000	\$2,000,000	-	307	90	\$16.07	12/12/2013	
	Catalent Pharma Solutions, LLC	KEIA	CLARK	E	Final Approval	\$171,412,000	\$250,000	-	NA	NA	\$28.50	4/28/2022	
	Catalent Pharma Solutions, LLC	KEIA	CLARK	N	Final Approval	\$3,550,000	\$25,000	-	NA	15	\$38.21	4/28/2022	
	Catherine J. Parke	KSBTC	SCOTT	E	Final Approval	\$8,500	\$7,000	-	9	2	\$12.53	6/25/2015	
	Catherine J. Parke	KSBTC	SCOTT	E	Final Approval	\$7,750	\$3,500	-	11	1	\$12.00	1/26/2017	
	CCBCC Operations, LLC	✓ KBI	KENTON	N	Final Approval	\$12,400,000	\$3,500,000	-	118	303	\$22.95	1/30/2020	
	CCI Industrial Services, LLC (formerly Cable Contracting, Inc.)	✓ KBI	PULASKI	E	Final Approval	\$1,280,000	\$300,000	-	21	10	\$13.00	3/28/2013	
	CE Holdings, LLC	KSBTC	MARSHALL	E	Final Approval	\$84,990	\$3,500	-	1	1	\$13.50	7/28/2022	
	Cecil Goodwin, Inc.	KSBTC	BOYD	E	Final Approval	\$77,000	\$14,000	-	25	4	\$19.75	9/24/2015	
	Center for Orthopaedic Services, P.S.C.	KSBTC	HOPKINS	F	Final Approval	\$15,941	\$3,500	-	13	1	\$33.65	8/30/2012	
	Central Delivery, Inc.	KSBTC	JESSAMINE	E	Final Approval	\$6,000	\$3,500	-	3	1	\$13.00	1/28/2016	
	Central Forms Solutions, LLC	KSBTC	JESSAMINE	E	Final Approval	\$42,553	\$14,000	-	NA	4	\$14.63	12/8/2016	
	Central Kentucky Sprinkler, Inc.	KSBTC	JESSAMINE	E	Final Approval	\$19,500	\$10,500	-	20	3	\$17.50	3/29/2018	
	Central Kentucky Sprinkler, Inc.	KSBTC	JESSAMINE	E	Final Approval	\$74,500	\$7,000	-	15	2	\$15.95	12/10/2015	
	Central Kentucky Sprinkler, Inc.	KSBTC	JESSAMINE	E	Final Approval	\$35,500	\$10,500	-	17	3	\$17.19	12/8/2016	
	Central Kentucky Sprinkler, Inc.	KSBTC	JESSAMINE	E	Final Approval	\$36,017	\$3,500	-	23	1	\$18.00	6/24/2021	
	Central KY Transfer, LLC	KSBTC	WASHINGTON	E	Final Approval	\$427,500	\$7,000	-	6	2	\$18.00	12/10/2020	
	Central Motor Wheel of America, Inc.	✓ KRA	BOURBON	E	Final Approval	\$2,809,456	\$1,000,000	-	429	NA	\$23.96	12/11/2014	
	Central Motor Wheel of America, Inc.	✓ KBI	BOURBON	E	Final Approval	\$111,933,148	\$3,000,000	-	472	145	\$26.00	10/29/2015	

	Central States Manufacturing, Inc	✓ KBI	ALLEN	N	Final Approval	\$2,015,000	\$275,000	-	NA	19	\$22.77	9/28/2017
	Century Aluminum of Kentucky General Partnership	✓ KBI	HANCOCK	E	Final Approval	\$116,500,000	\$5,500,000	-	229	250	\$30.00	9/26/2019
	Century Aluminum Sebree, LLC	✓ KRA	HENDERSON	E	Final Approval	\$44,517,282	\$15,000,000	-	491	NA	\$23.00	1/31/2013
	Certified Flux Solutions, LLC	✓ KBI	BUTLER	N	Final Approval	\$863,000	\$300,000	-	NA	12	\$16.72	7/30/2015
	Challenger Lifts, Inc	✓ KBI	JEFFERSON	E	Final Approval	\$5,000,000	\$400,000	-	89	35	\$12.37	3/29/2018
	Champion Home Builders, Inc.	✓ KBI	MARSHALL	N	Final Approval	\$6,297,395	\$2,250,000	-	NA	150	\$20.38	6/28/2018
	Champion Petfoods USA, Inc	✓ KBI	LOGAN	N	Final Approval	\$178,255,541	\$12,000,000	-	NA	200	\$16.00	10/27/2016
	Chapin International, Inc.	KEIA	ROCKCASTLE	N	Final Approval	\$5,495,000	\$100,000	-	NA	100	\$17.50	9/24/2020
	Charles T. Mitchell Company, PLLC	KSBTC	FRANKLIN	E	Final Approval	\$5,173	\$3,500	-	6	1	\$29.38	12/13/2018
	Charlie Nelson Trucking & Excavating, LLC	KSBTC	MARSHALL	E	Final Approval	\$52,041	\$3,500	-	1	1	\$14.00	6/25/2020
	Chase Motorsports, Inc.	KSBTC	MCCRACKEN	E	Final Approval	\$10,800	\$7,000	-	9	2	\$12.50	12/8/2016
	Chewy, Inc.	✓ KBI	JEFFERSON	N	Final Approval	\$7,209,770	\$1,250,000	-	NA	300	\$35.64	10/29/2020
	Chewy, Inc.	✓ KBI	JEFFERSON	N	Final Approval	\$3,545,148	\$1,000,000	-	393	150	\$26.73	8/29/2019
	Chism Machine and Gage, Inc.	KSBTC	PULASKI	E	Final Approval	\$25,000	\$17,500	-	2	5	\$40.35	9/29/2022
	Chism Machine and Gage, Inc.	KSBTC	PULASKI	E	Final Approval	\$48,800	\$3,500	-	1	1	\$33.75	12/12/2013
	Chuck's Auto Body North Incorporated	KSBTC	CAMPBELL	E	Final Approval	\$10,500	\$7,000	-	NA	2	\$23.50	12/10/2020
	Chuck's Auto Body, Inc	KSBTC	CAMPBELL	E	Final Approval	\$39,075	\$3,500	-	9	1	\$10.94	12/7/2017
	Churchill McGee, LLC	KSBTC	FAYETTE	E	Final Approval	\$17,284	\$7,000	-	9	2	\$19.14	9/24/2015
	Churchill McGee, LLC	KSBTC	FAYETTE	E	Final Approval	\$63,997	\$25,000	-	11	8	\$30.57	7/30/2020
	Churchill McGee, LLC	KSBTC	FAYETTE	E	Final Approval	\$25,000	\$14,000	-	19	4	\$34.02	4/29/2021
	Cincy Gutter Boys LLC	KSBTC	KENTON	E	Final Approval	\$10,527	\$10,500	-	7	3	\$16.67	2/28/2019
	Circusil LLC	KEIA	JEFFERSON		Final Approval	\$13,500,000	\$50,000	-	NA	41	\$37.32	
	City of Bowling Green/CROWN Cork & Seal USA, Inc	EDB	WARREN	N	Final Approval	\$147,550,000	-	\$250,000	NA	126	\$31.00	8/27/2020
	City of Brandenburg/Elevated Water Tank/BRAC # 14	EDB	MEADE	E	Final Approval	\$2,000,000	-	\$1,000,000	NA	NA	NA	1/27/2011
	City of Henderson	EDB	HENDERSON		Final Approval	\$350,000	-	\$175,000	NA	NA	NA	5/28/2020
	Clariant Corporation	✓ KBI	JEFFERSON	E	Final Approval	\$71,800,000	\$500,000	-	277	27	\$24.00	6/29/2017
	CLARK Material Handling Company	✓ KBI	FAYETTE	E	Final Approval	\$4,785,000	\$400,000	-	138	30	\$12.00	6/29/2017
	Clarkland Farm, LLC	KSBTC	FAYETTE	E	Final Approval	\$41,221	\$14,000	-	2	4	\$13.46	12/12/2019
	Clarkland Farm, LLC	KSBTC	FAYETTE	E	Final Approval	\$7,665	\$7,000	-	NA	2	\$15.00	12/13/2018
	Clayton & Crume LLC	KSBTC	JEFFERSON	E	Final Approval	\$70,383	\$17,500	-	8	5	\$20.22	4/29/2021
	Cliff Buzick, Inc.	KSBTC	NELSON	E	Final Approval	\$50,148	\$7,000	-	30	2	\$13.14	4/30/2020
	Cliff Buzick, Inc.	KSBTC	NELSON	E	Final Approval	\$32,894	\$3,500	-	29	1	\$13.00	12/7/2017
	Climate Conditioning Co., Inc.	KSBTC	JEFFERSON	E	Final Approval	\$23,975	\$3,500	-	16	1	\$48.07	12/7/2017
	Clique Boutique LLC	KSBTC	JEFFERSON	E	Final Approval	\$16,677	\$16,600	-	7	5	\$20.25	3/26/2020
	CNHC, LLC	KSBTC	KENTON	E	Final Approval	\$42,400	\$3,500	-	4	1	\$21.00	3/31/2022
	Coal Fields Regional Industrial Park Grant 2	LGEDF	PERRY		Final Approval	NA	\$4,250,000	-	NA	NA	NA	5/28/1998
	Coal Fields Regional Industrial Park Grant	LGEDF	PERRY		Final Approval	\$10,942,025	\$692,025	-	NA	NA	NA	5/28/1999










2 Amd 1

	Coal Fields Regional Industrial Park Grant 2 Amd 2	LGEDF	PERRY		Final Approval	NA	\$6,000,000	-	NA	NA	NA	7/29/1999
	Coal Fields Regional Industrial Park Grant 2 Amd 3	LGEDF	PERRY		Final Approval	\$12,573,591	\$1,631,566	-	NA	NA	NA	9/30/1999
	Cobb Vantress, Inc.	✓ KBI	CLINTON	N	Final Approval	\$15,200,000	\$350,000	-	NA	17	\$14.13	6/25/2015
	Collecto, Inc.	✓ KBI	PULASKI	N	Final Approval	\$3,923,750	\$2,000,000	-	NA	150	\$11.89	6/25/2015
	Collier Associates, Inc.	KSBTC	MARSHALL	E	Final Approval	\$15,900	\$7,000	-	8	2	\$40.75	3/31/2022
	Collier Associates, Inc.	KSBTC	MARSHALL	E	Final Approval	\$14,006	\$10,500	-	5	3	\$42.67	6/25/2020
	Collier Electrical Service, Inc.	KSBTC	MARSHALL	E	Final Approval	\$29,674	\$17,500	-	24	5	\$27.11	9/24/2020
	Collier Electrical Service, Inc.	KSBTC	MARSHALL	E	Final Approval	\$61,860	\$10,500	-	29	3	\$34.48	3/31/2022
	Colors Galore, LLC	KSBTC	JEFFERSON	E	Final Approval	\$8,102	\$7,000	-	3	2	\$18.50	12/9/2021
	Columbia Brands USA, LLC	KEIA	HENDERSON		Final Approval	\$3,700,000	\$100,000	-	195	175	\$19.00	
	Columbia Brands USA, LLC	✓ KBI	HENDERSON	E	Final Approval	\$627,860	\$250,000	-	102	25	\$13.25	4/29/2021
	Confort and Process Solutions, Inc.	KSBTC	FAYETTE	Y	Final Approval	\$29,154	\$25,000	-	7	14	\$34.43	12/12/2013
	CommonWealth Analytics, LLC	KEIA	FAYETTE	N	Final Approval	\$2,308,000	\$38,000	-	NA	40	\$35.00	10/29/2020
	Commonwealth Billing, LLC	KSBTC	JEFFERSON	E	Final Approval	\$25,019	\$25,000	-	NA	8	\$17.31	12/13/2018
	Commonwealth Eye Clinic, Inc.	KSBTC	FAYETTE	E	Final Approval	\$15,022	\$14,000	-	7	4	\$28.12	9/27/2018
	Commonwealth Eye Clinic, Inc.	KSBTC	FAYETTE	E	Final Approval	\$5,190	\$3,500	-	2	1	\$43.27	12/10/2015
	Commonwealth Eye Clinic, Inc.	KSBTC	FAYETTE	E	Final Approval	\$22,200	\$7,000	-	5	2	\$22.25	12/7/2017
	Commonwealth Eye Clinic, Inc.	KSBTC	FAYETTE	E	Final Approval	\$10,000	\$7,000	-	3	2	\$22.63	12/8/2016
	Commonwealth Rolled Products, Inc.	✓ KRA	HANCOCK	E	Final Approval	\$384,456,381	\$11,000,000	-	783	NA	\$22.31	4/27/2017
	Complete Restoration LLC	KSBTC	HENDERSON	E	Final Approval	\$24,846	\$7,000	-	4	2	\$18.60	7/28/2022
	Comprehensive Medical Management, LLC	✓ KBI	CAMPBELL	E	Final Approval	\$754,098	\$700,000	-	79	150	\$16.21	9/30/2021
	Computer Services and Solutions, Inc.	KSBTC	FAYETTE	E	Final Approval	\$6,419	\$3,500	-	3	1	\$17.50	12/13/2018
	Computer Services and Solutions, Inc.	KSBTC	FAYETTE	E	Final Approval	\$5,711	\$3,500	-	4	1	\$18.46	10/29/2020
	Computershare Inc.	✓ KBI	JEFFERSON	N	Final Approval	\$32,000,000	\$13,200,000	-	NA	1,100	\$16.66	10/27/2016
	Concept Displays, Inc.	KSBTC	JEFFERSON	E	Final Approval	\$13,560	\$13,500	-	9	4	\$15.00	8/27/2015
	Concept Displays, Inc.	KSBTC	JEFFERSON	E	Final Approval	\$10,544	\$10,500	-	13	3	\$19.27	8/31/2017
	Confluent Health, LLC	✓ KBI	JEFFERSON	N	Final Approval	\$1,475,000	\$400,000	-	NA	25	\$36.50	10/27/2016
	Connors Flooring Solutions, Inc.	KSBTC	JEFFERSON	E	Final Approval	\$5,000	\$3,500	-	2	1	\$16.00	7/28/2022
	Constellium Bowling Green, LLC	✓ KBI	WARREN	N	Final Approval	\$155,850,000	\$4,500,000	-	NA	80	\$31.25	10/27/2016
	Constellium-UACJ ABS LLC	EDB	WARREN	N	Final Approval	\$160,750,000	-	\$750,000	NA	80	NA	6/25/2015
	Construction Machinery Company, Inc.	KSBTC	JEFFERSON	E	Final Approval	\$22,956	\$21,000	-	29	6	\$30.07	3/30/2017
	Consultant Solutions, Incorporated	KSBTC	FAYETTE	E	Final Approval	\$47,082	\$25,000	-	13	8	\$37.55	4/27/2017
	Consultant Solutions, Incorporated	KSBTC	FAYETTE	E	Final Approval	\$6,107	\$6,100	-	11	2	\$24.50	12/8/2016
	Consultant Solutions, Incorporated	KSBTC	FAYETTE	E	Final Approval	\$37,650	\$24,500	-	31	7	\$34.66	2/27/2020
	Consultant Solutions, Incorporated	KSBTC	FAYETTE	E	Final Approval	\$34,998	\$21,000	-	25	6	\$22.50	5/30/2019
	Consultant Solutions, Incorporated	KSBTC	FAYETTE	E	Final Approval	\$18,422	\$14,000	-	21	4	\$28.97	5/31/2018
	Contemporary Ampere Technology Kentucky LLC	KEIA	BARREN	N	Final Approval	\$54,726,571	\$1,000,000	-	NA	350	\$20.00	9/24/2020














	Continental Mills, Inc.	KREDA	CHRISTIAN	E	Final Approval	\$11,000,000	\$400,000	-	161	15	\$15.44	3/26/2009
	Continental Mills, Inc.	KREDA	CHRISTIAN	E	Final Approval	\$3,000,000	\$300,000	-	185	16	\$15.65	1/27/2011
	Continental Refining Company LLC	KEIA	PULASKI	E	Final Approval	\$16,843,276	\$150,000	-	10	18	\$20.08	9/30/2021
	Copes and Lenthian Dental Care, P.S.C.	KS BTC	PENDLETON	E	Final Approval	\$5,613	\$3,500	-	1	1	\$32.15	12/12/2019
	Copperhead Environmental Consulting Inc.	KS BTC	GARRARD	E	Final Approval	\$29,705	\$10,500	-	23	3	\$15.08	4/30/2020
	Copperhead Environmental Consulting Inc.	KS BTC	GARRARD	E	Final Approval	\$42,953	\$17,500	-	18	5	\$19.91	5/31/2018
	Copperhead Environmental Consulting Inc.	KS BTC	GARRARD	E	Final Approval	\$16,804	\$14,000	-	9	4	\$15.23	8/25/2016
	Copperhead Environmental Consulting, Inc.	KS BTC	GARRARD	E	Final Approval	\$64,276	\$17,500	-	13	5	\$14.48	4/27/2017
	Corbin Tri-County Joint Industrial Development Authority	KEDFA	KNOX		Final Approval	\$931,774	-	\$381,774	NA	NA	NA	10/29/2015
	Cordini Periodontics, P.S.C.	KS BTC	JEFFERSON	E	Final Approval	\$126,995	\$3,500	-	5	1	\$18.00	9/24/2015
	Cornerstone Engineering, Inc.	KS BTC	JEFFERSON	E	Final Approval	\$7,275	\$7,000	-	6	2	\$24.04	12/8/2016
	Cornerstone Engineering, Inc.	KS BTC	JEFFERSON	E	Final Approval	\$76,190	\$7,000	-	8	2	\$34.38	12/9/2021
	Cornerstone Works, Inc.	KS BTC	CHRISTIAN	E	Final Approval	\$10,736	\$3,500	-	1	1	\$11.00	6/24/2021
	Corning Incorporated	✓ KBI	MERCER	E	Final Approval	\$186,570,000	\$4,500,000	-	337	80	\$24.46	9/26/2013
	Corning Incorporated (Through Boyle County Fiscal Court)	EDB	BOYLE	N	Final Approval	\$100,000,000	-	\$500,000	NA	100	\$25.00	5/30/2013
	Corvac Composites LLC	✓ KBI	BUTLER	E	Final Approval	\$8,100,000	\$2,000,000	-	90	75	\$12.62	4/28/2011
	Corvin's Furniture & Carpet, LLC	KS BTC	NELSON	E	Final Approval	\$58,522	\$10,500	-	11	3	\$17.47	10/26/2017
	Corvin's Furniture & Carpet, LLC	KS BTC	NELSON	E	Final Approval	\$15,200	\$3,500	-	20	1	\$14.68	10/28/2021
	Corvin's Furniture & Carpet, LLC	KS BTC	NELSON	E	Final Approval	\$52,126	\$3,500	-	21	1	\$36.05	9/29/2022
	Corvin's Furniture & Carpet, LLC	KS BTC	NELSON	E	Final Approval	\$15,400	\$10,500	-	14	3	\$21.57	5/30/2019
	Corvin's Furniture & Carpet, LLC	KS BTC	NELSON	E	Final Approval	\$38,500	\$10,500	-	17	3	\$12.42	10/31/2019
	Covenence Manufacturing LLC	KEIA	OWEN		Final Approval	\$25,641,420	\$300,000	-	NA	350	\$16.00	8/25/2022
	CR Machine Shop, LLC	✓ KBI	HOPKINS	N	Final Approval	\$1,050,000	\$200,000	-	NA	14	\$20.00	9/28/2017
	Craig Services LLC	KS BTC	JESSAMINE	E	Final Approval	\$7,828	\$3,500	-	3	1	\$19.68	6/27/2019
	Creative Lodging Solutions, LLC	✓ KBI	FAYETTE	E	Final Approval	\$5,457,310	\$1,750,000	-	107	120	\$17.11	12/11/2014
	Creative Realities, Inc. (aka ConeXus World Global, LLC)	✓ KBI	JEFFERSON	E	Final Approval	\$1,812,000	\$500,000	-	2	32	\$21.33	8/31/2017
	Credit Bureau Systems, Inc.	✓ KBI	MCCRACKEN	E	Final Approval	\$1,674,401	\$300,000	-	192	40	\$13.00	12/7/2017
	Crist Propane Services, LLC	KS BTC	BRECKINRIDGE	E	Final Approval	\$32,000	\$3,500	-	20	1	\$23.01	7/27/2017
	Crittenden County Economic Development Corporation	KEDFA	CRITTENDEN	N	Final Approval	\$300,000	-	\$300,000	NA	NA	NA	12/2/2004
	Crossroads Ford Lincoln, Inc.	KS BTC	FRANKLIN	E	Final Approval	\$12,295	\$10,500	-	30	3	\$21.37	2/23/2017
	CROWN Cork & Seal USA, Inc.	✓ KBI	WARREN	N	Final Approval	\$156,616,111	\$3,000,000	-	NA	126	\$24.45	2/27/2020
	CROWN Cork & Seal USA, Inc.	KEIA	WARREN	N	Final Approval	\$147,550,000	\$1,000,000	-	NA	126	\$24.45	2/27/2020
	CSS Distribution Group, Inc.	KS BTC	JEFFERSON	E	Final Approval	\$20,500	\$10,500	-	15	3	\$23.23	10/29/2020
	CSS Distribution Group, Inc.	KS BTC	JEFFERSON	E	Final Approval	\$113,950	\$7,000	-	13	2	\$19.86	6/27/2019
	CTI - Clinical Trial Services, Inc.	✓ KBI	KENTON	N	Final Approval	\$36,591,590	\$1,000,000	-	39	500	\$38.00	1/9/2021
	Cuddle Clones LLC	KS BTC	JEFFERSON	E	Final	\$5,164	\$3,500	-	3	1	\$37.50	5/25/2017









					Approval									
	Cuddle Clones LLC	KSBTC	JEFFERSON	E	Final Approval	\$5,779	\$3,500	-	8	1	\$15.94	4/25/2019		
	Cuddle Clones LLC	KSBTC	JEFFERSON	E	Final Approval	\$5,693	\$3,500	-	7	1	\$36.06	3/28/2019		
	Cuddle Clones LLC	KSBTC	JEFFERSON	E	Final Approval	\$10,405	\$3,500	-	6	1	\$13.60	9/27/2018		
	Cuddle Clones LLC	KSBTC	JEFFERSON	E	Final Approval	\$7,414	\$7,000	-	4	2	\$24.64	7/26/2018		
	Cui Liu Designs, LLC	KSBTC	CALLOWAY	E	Final Approval	\$38,218	\$7,000	-	2	2	\$14.42	12/7/2017		
	Cultivate Digital, L.L.C.	KSBTC	JEFFERSON	F	Final Approval	\$5,735	\$5,700	-	NA	4	\$20.74	1/28/2016		
①	Cumberland Cooprage, LLC	✓ KBI	LAUREL	N	Final Approval	\$20,250,000	\$1,875,000	-	90	75	\$12.50	8/29/2019		
	Cumberland Gap Provision Company	LGDFD	HELL	F	Final Approval	\$6,010,000	\$800,000	-	95	205	NA	11/2/1998		
①	Cumberland Recycling Group, LLC	KREDA	LOGAN	N	Final Approval	\$4,100,000	\$500,000	-	NA	18	\$11.61	3/26/2009		
①	Curtis Maruyasu America, Inc.	✓ KRA	MARION	E	Final Approval	\$5,115,990	\$1,000,000	-	434	NA	\$18.64	9/27/2012		
	Custom Creations Landscaping, LLC	KSBTC	BOYLE	E	Final Approval	\$5,015	\$3,500	-	4	1	\$14.38	12/10/2020		
①	Custom Food Products, LLC	✓ KBI	BATH	E	Final Approval	\$54,868,764	\$13,000,000	-	184	350	\$12.47	4/28/2016		
①	Custom Resins, Inc.	✓ KBI	HENDERSON	E	Final Approval	\$12,250,000	\$700,000	-	54	40	\$14.50	1/28/2021		
	Cypress Property Group LLC	KSBTC	FAYETTE	E	Final Approval	\$6,438	\$6,400	-	NA	4	\$19.83	2/25/2016		
	D & B Plumbing, LLC	KSBTC	KENTON	F	Final Approval	\$75,886	\$7,000	-	4	2	\$17.50	10/26/2017		
①	D & B Truck and Equipment Sales, LLC	✓ KBI	BARREN	E	Final Approval	\$575,000	\$400,000	-	20	50	\$15.00	12/13/2018		
	D and D Electric Company	KSBTC	JESSAMINE	E	Final Approval	\$70,900	\$10,500	-	18	3	\$16.42	12/12/2019		
	D-Crane Rental, LLC	KSBTC	BOONE	E	Final Approval	\$17,316	\$7,000	-	7	2	\$34.34	4/25/2019		
	D. Thomas Compton, P.S.C.	KSBTC	WARREN	E	Final Approval	\$24,999	\$7,000	-	9	2	\$21.50	9/27/2018		
	DAE-IL USA, Inc.	✓ KBI	CALLOWAY	N	Final Approval	\$50,000,000	\$3,000,000	-	NA	120	\$15.00	12/9/2021		
①	Dana Driveshaft Manufacturing, LLC	✓ KBI	JEFFERSON	E	Final Approval	\$5,168,870	\$2,000,000	-	95	117	\$20.43	6/25/2015		
①	Dana Light Axle Manufacturing, LLC	✓ KBI	GRANT	E	Final Approval	\$17,000,000	\$1,700,000	-	327	100	\$16.47	6/29/2017		
①	Dana Sealing Manufacturing, LLC	✓ KBI	BOYLE	F	Final Approval	\$4,602,000	\$3,750,000	-	135	174	\$15.05	4/24/2014		
	Daniel Corporation	✓ KBI	BOYD	E	Final Approval	\$12,250,000	\$1,250,000	-	3	53	\$30.00	7/29/2021		
	Danimer Scientific Kentucky, Inc.	✓ KBI	CLARK	N	Final Approval	\$57,799,361	\$1,500,000	-	NA	37	\$25.79	5/28/2020		
	Danimer Scientific Kentucky, Inc.	KEIA	CLARK	N	Final Approval	\$36,244,167	\$175,000	-	NA	37	\$25.79	8/30/2018		
	Danville Eye Center, PLLC	KSBTC	BOYLE	F	Final Approval	\$9,300	\$7,000	-	17	2	\$51.58	12/8/2016		
	Danville Medical Investors, LLC	KSBTC	BOYLE	E	Final Approval	\$26,055	\$25,000	-	NA	8	\$21.59	12/7/2017		
	Darling State of Mind LLC	KSBTC	JEFFERSON	E	Final Approval	\$5,321	\$3,500	-	NA	1	\$16.35	3/29/2018		
	Darling State of Mind LLC	KSBTC	JEFFERSON	E	Final Approval	\$5,123	\$3,500	-	1	1	\$15.00	12/9/2021		
①	Dart Container Corporation of Kentucky	✓ KBI	HART	E	Final Approval	\$22,950,000	\$300,000	-	1,435	30	\$12.51	7/28/2016		
	Dave Leonard Consulting Arborist, Inc.	KSBTC	WOODFORD	F	Final Approval	\$155,000	\$10,500	-	14	3	\$23.33	12/10/2020		
	Davis Gate Mfg. Inc.	KSBTC	RUSSELL	E	Final Approval	\$8,650	\$7,000	-	13	2	\$12.95	7/28/2016		
	Davis Jewelers, Inc.	KSBTC	JEFFERSON	E	Final Approval	\$27,394	\$10,500	-	13	3	\$25.53	8/25/2022		
	DawnBland.com, LLC	KSBTC	BRECKINRIDGE	E	Final Approval	\$8,786	\$7,000	-	3	2	\$13.00	9/30/2021		
	DB General Contracting LLC	KSBTC	FAYETTE	E	Final Approval	\$10,500	\$7,000	-	2	2	\$45.00	10/29/2020		
	DC Electric of Benton, Inc.	KSBTC	MARSHALL	E	Final Approval	\$46,357	\$14,000	-	26	4	\$24.49	12/13/2018		
	DC Electric of	KSBTC	MARSHALL	E	Final	\$7,999	\$7,000	-	24	2	\$21.90	12/8/2016		

	Benton, Inc.				Approval														
①	Dean Schanore, Inc.	✓	KS BTC	BRECKINRIDGE	E	Final Approval	\$29,840	\$3,500	-	5	1	\$20.77	9/27/2012						
	Deanna Ramsey, CPA, LLC		KS BTC	WOODFORD	E	Final Approval	\$5,944	\$3,500	-	4	1	\$13.00	10/26/2017						
	Deanna Ramsey, CPA, LLC		KS BTC	WOODFORD	E	Final Approval	\$23,104	\$14,000	-	5	4	\$19.95	12/10/2020						
	DecoArt, LLC	✓	KBI	LINCOLN	F	Final Approval	\$1,309,588	\$720,000	-	135	85	\$17.54	6/27/2019						
①	Delta Faucet Company	✓	KBI	BUTLER	E	Final Approval	\$400,000	\$400,000	-	173	20	\$12.65	6/27/2013						
①	Delta T Corporation dba Big Ass Solutions	✓	KBI	FAYETTE	E	Final Approval	\$10,700,000	\$6,500,000	-	201	562	\$21.64	1/26/2017						
①	DENIOS, Inc.	✓	KBI	JEFFERSON	E	Final Approval	\$2,350,000	\$215,000	-	36	14	\$14.94	12/13/2012						
	DENSO Air Systems Michigan Inc.	✓	KBI	CHRISTIAN	E	Final Approval	\$8,953,000	\$900,000	-	105	45	\$14.28	4/28/2022						
①	Denso Air Systems Michigan, Inc.	✓	KBI	CHRISTIAN	N	Final Approval	\$4,250,000	\$2,450,000	-	NA	105	\$13.72	2/28/2013						
	Dental Center of Florence, Kentucky, P.S.C.		KS BTC	BOONE	E	Final Approval	\$49,995	\$14,000	-	38	4	\$26.43	8/31/2017						
	Dental Center of Florence, Kentucky, P.S.C.		KS BTC	BOONE	E	Final Approval	\$13,637	\$10,500	-	35	3	\$14.33	4/27/2017						
	Denyo Manufacturing Corporation	✓	KBI	BOYLE	E	Final Approval	\$8,676,000	\$600,000	-	139	45	\$13.00	2/27/2020						
	Design Comfort Heating & Air, LLC		KS BTC	KENTON	E	Final Approval	\$46,955	\$3,500	-	16	1	\$12.30	8/31/2017						
	Design Fabricators and Integrators, LLC		KS BTC	JEFFERSON	E	Final Approval	\$52,719	\$25,000	-	22	8	\$25.67	3/25/2021						
	Desma USA, Inc.		KS BTC	BOONE	E	Final Approval	\$40,000	\$3,500	-	22	1	\$18.50	3/26/2015						
	DF Trucking, Inc.		KS BTC	PULASKI	E	Final Approval	\$57,108	\$24,500	-	4	7	\$24.41	3/25/2021						
	DF Trucking, Inc.		KS BTC	PULASKI	E	Final Approval	\$27,500	\$7,000	-	2	2	\$27.50	5/31/2018						
	DG Fresh Distribution TX, LLC		KEIA	WARREN	N	Final Approval	\$26,000,000	\$500,000	-	NA	65	\$16.00	6/25/2020						
①	DHL Express (USA), Inc.	✓	KBI	BOONE	E	Final Approval	\$148,358,344	\$1,400,000	-	881	181	\$18.91	3/31/2016						
①	DHL Express (USA), Inc.	✓	KBI	BOONE	E	Final Approval	\$46,942,793	\$1,500,000	-	512	120	\$13.30	12/13/2013						
	Diade USA, Inc.		KS BTC	ANDERSON	E	Final Approval	\$29,440	\$7,000	-	27	2	\$11.95	12/8/2016						
	Diade USA, Inc.		KS BTC	ANDERSON	E	Final Approval	\$67,010	\$7,000	-	29	2	\$12.00	12/13/2018						
	Diageo Americas Supply, Inc.		KEIA	MARION	N	Final Approval	\$130,000,000	\$1,500,000	-	NA	30	\$28.66	12/13/2018						
	Diageo Americas Supply, Inc. (through Shelby County Fiscal Court)		EDB	SHELBY	New	Final Approval	\$115,000,000	\$500,000	-	NA	31	\$29.00	4/28/2016						
	Diane Goetz Family Practice PLLC		KS BTC	DAVIESS	E	Final Approval	\$7,079	\$7,000	-	1	2	\$17.00	4/28/2022						
①	Dippin' Dots L.L.C.	✓	KBI	MCCRACKEN	F	Final Approval	\$3,143,000	\$500,000	-	57	30	\$14.00	12/11/2014						
①	Distilled Spirits Epicenter, LLC		KEIA	JEFFERSON	E	Final Approval	\$2,000,000	\$30,000	-	26	20	\$17.55	6/29/2017						
	Diversey, Inc.		KEIA	KENTON	N	Final Approval	\$42,800,000	\$300,000	-	NA	150	\$19.83	6/24/2021						
	Diversified Metals LLC		KS BTC	JEFFERSON	E	Final Approval	\$39,963	\$24,500	-	NA	7	\$29.21	12/12/2019						
①	Divisions, Inc.	✓	KBI	CAMPBELL	E	Final Approval	\$1,270,000	\$400,000	-	43	25	\$33.65	8/28/2014						
	DMD Data Systems Inc		KS BTC	FRANKLIN	E	Final Approval	\$8,845	\$7,000	-	18	2	\$23.74	6/30/2016						
	DMD Data Systems Inc.		KS BTC	FRANKLIN	E	Final Approval	\$6,429	\$6,400	-	16	2	\$20.25	12/10/2015						
	DMK Development Group, LLC		KS BTC	JEFFERSON	E	Final Approval	\$5,631	\$5,600	-	5	3	\$27.88	1/28/2016						
①	DocuBit, LLC		KS BTC	GARRARD	E	Final Approval	\$7,100	\$3,500	-	3	1	\$15.00	6/30/2011						
①	Donmar Paper Company, LLC	✓	KRA	HANCOCK	E	Final Approval	\$14,673,946	\$1,000,000	-	460	NA	\$43.27	5/31/2018						
	Don Franklin Bardstown, Inc.		KS BTC	NELSON	E	Final Approval	\$12,713	\$12,700	-	34	4	\$15.34	12/7/2017						
	Don Franklin Ford, Inc.		KS BTC	ADAIR	E	Final Approval	\$7,196	\$7,000	-	30	2	\$31.71	10/26/2017						

	Don Franklin Ford, Inc.	KSBTC	ADAIR	E	Final Approval	\$18,398	\$17,500	-	25	5	\$15.81	12/8/2016
	Don Franklin Ford, Inc.	KSBTC	ADAIR	E	Final Approval	\$6,075	\$3,500	-	24	1	\$23.26	1/29/2015
	Don Franklin Ford, Inc.	KSBTC	ADAIR	E	Final Approval	\$24,252	\$21,000	-	32	6	\$13.95	12/13/2018
	Don Franklin Glasgow LLC	KSBTC	BARREN	E	Final Approval	\$10,545	\$10,500	-	34	3	\$15.00	1/28/2021
	Don Franklin Pulaski Inc.	KSBTC	PULASKI	E	Final Approval	\$43,955	\$17,500	-	41	5	\$17.75	9/24/2020
	Donna J. Smith & Company, PLLC	KSBTC	FAYETTE	E	Final Approval	\$6,084	\$6,000	-	1	2	\$21.56	2/26/2015
	Doo-Wop Enterprises, Inc.	KSBTC	JEFFERSON	F	Final Approval	\$7,113	\$3,500	-	24	1	\$55.05	7/31/2014
	Douglas Autotech Corporation	✓ KBI	CHRISTIAN	F	Final Approval	\$14,134,000	\$3,000,000	-	224	115	\$15.00	7/30/2015
	Douglas Autotech Corporation	✓ KBI	CHRISTIAN	E	Final Approval	\$17,364,700	\$2,000,000	-	100	65	\$15.73	7/25/2013
	Downey & Sons Pallet Company, Inc.	KSBTC	WASHINGTON	E	Final Approval	\$125,000	\$14,000	-	33	4	\$13.38	12/10/2020
	DPL Financial Partners, LLC	✓ KBI	JEFFERSON	E	Final Approval	\$3,600,000	\$600,000	-	4	40	\$55.00	3/26/2020
	Dr. Schneider Automotive Systems, Inc.	✓ KBI	RUSSELL	N	Final Approval	\$42,810,000	\$7,000,000	-	NA	300	\$13.51	6/25/2015
	Dr. Schneider Automotive Systems, Inc. (Through the City of Russell Springs)	EDB	RUSSELL	N	Final Approval	\$27,000,000	-	\$500,000	NA	155	\$16.50	7/25/2013
	DRC Industries, Inc.	✓ KBI	CARROLL	E	Final Approval	\$650,000	\$250,000	-	12	25	\$15.00	5/28/2015
	Drinkswell Services, LLC	KSBTC	WOODFORD	E	Final Approval	\$15,100	\$3,500	-	3	1	\$20.00	10/25/2018
	Drs. Burch, Renshaw, Wix & Associates, P.S.C.	KSBTC	FRANKLIN	E	Final Approval	\$27,645	\$17,500	-	19	5	\$32.63	10/31/2019
	Dukes A&W Enterprises, LLC	KSBTC	JEFFERSON	E	Final Approval	\$18,324	\$7,000	-	15	2	\$16.58	12/13/2018
	Dukes A&W Enterprises, LLC	KSBTC	JEFFERSON	E	Final Approval	\$20,980	\$7,000	-	13	2	\$15.75	12/7/2017
	Dukes A&W Enterprises, LLC	KSBTC	JEFFERSON	E	Final Approval	\$13,000	\$10,500	-	10	3	\$13.76	10/27/2016
	Dunn Insurance Agency Inc	KSBTC	FRANKLIN	E	Final Approval	\$7,237	\$7,000	-	NA	2	\$13.82	10/31/2019
	DX Solutions, LLC	KSBTC	JESSAMINE	E	Final Approval	\$34,000	\$25,000	-	NA	8	\$28.54	1/30/2020
	E & E Mechanical, Inc.	KSBTC	JEFFERSON	E	Final Approval	\$40,691	\$3,500	-	26	1	\$20.00	5/28/2020
	E. D. Bullard Company	✓ KBI	HARRISON	E	Final Approval	\$1,090,000	\$300,000	-	227	10	\$16.10	1/30/2014
	E.J. Curley Co.	KEIA	JESSAMINE	N	Final Approval	\$5,054,926	\$50,000	-	NA	52	\$33.00	6/24/2021
	Eakle, Current and Company	KSBTC	FAYETTE	E	Final Approval	\$5,122	\$3,500	-	2	1	\$15.00	6/30/2016
	East Kentucky Network, LLC	KEIA	FLOYD	N	Final Approval	\$14,500,000	\$200,000	-	NA	3	\$20.84	2/22/2018
	East Louisville Interventional Pain Specialists, PLLC	KSBTC	JEFFERSON	F	Final Approval	\$135,419	\$14,000	-	3	4	\$15.38	5/26/2016
	East Louisville Oral Surgery and Dental Implants, PLC	KSBTC	NELSON	E	Final Approval	\$94,530	\$7,000	-	11	2	\$85.50	4/29/2021
	Eat Ur Greens Bowling Green, LLC	KSBTC	WARREN	E	Final Approval	\$58,299	\$7,000	-	NA	2	\$20.56	12/10/2015
	Eby-Brown Company, LLC	✓ KBI	BULLITT	N	Final Approval	\$36,909,975	\$2,400,000	-	16	245	\$14.54	6/29/2017
	ecoATM, LLC	✓ KBI	JEFFERSON	N	Final Approval	\$22,300,000	\$3,000,000	-	NA	438	\$14.00	9/28/2017
	EcoCham Wind, LLC	KEIA	CALLOWAY	N	Final Approval	\$40,557,597	\$250,000	-	NA	10	\$24.52	5/27/2021
	Eddyville Riverport and Industrial Development Authority, Inc.	EDB	LYON	N	Final Approval	\$179,895	-	\$75,000	NA	NA	NA	10/28/2021
	EDJ, Inc.	KSBTC	BOONE	E	Final Approval	\$10,995	\$3,500	-	3	1	\$14.50	12/7/2017
	EDJ, Inc.	KSBTC	BOONE	E	Final Approval	\$13,300	\$7,000	-	1	2	\$17.25	1/26/2017
	EFEMSCO, Inc.	KSBTC	HENDERSON	E	Final Approval	\$10,000	\$3,500	-	1	1	\$30.00	7/25/2019

	Ezy LLC		KSBTC	WARREN	E	Final Approval	\$14,054	\$14,000	-	9	4	\$27.56	5/28/2020
	Ehrlers, Inc.		KSBTC	JEFFERSON	E	Final Approval	\$11,703	\$3,500	-	3	1	\$37.50	12/9/2021
	Ehrlers, Inc.		KSBTC	JEFFERSON	E	Final Approval	\$12,199	\$10,500	-	NA	3	\$20.96	12/7/2017
①	El Toro.com, LLC	✓	KBI	JEFFERSON	E	Final Approval	\$11,106,000	\$7,500,000	-	15	400	\$30.00	10/26/2017
	Elizabethtown Motors, Inc.		KSBTC	HARDIN	E	Final Approval	\$19,953	\$19,900	-	42	7	\$17.26	6/29/2017
	Elizabethtown/Hardin County Industrial Foundation		KEDFA	HARDIN	N	Final Approval	\$4,300,000	-	\$1,500,000	NA	NA	NA	1/30/2003
	Elizabethtown/Hardin County Industrial Foundation, Inc.		KEDFA	HARDIN	E	Final Approval	\$2,500,000	-	\$2,500,000	NA	NA	NA	4/29/1999
	Elkins Waste Services, Inc.		KSBTC	GREENUP	E	Final Approval	\$32,640	\$14,000	-	8	4	\$12.75	10/26/2017
	Elkins Waste Services, Inc.		KSBTC	GREENUP	E	Final Approval	\$28,500	\$25,000	-	18	8	\$17.10	12/12/2019
	Elkins Waste Services, Inc.		KSBTC	GREENUP	E	Final Approval	\$38,200	\$21,000	-	12	6	\$12.96	12/13/2018
	Emerald Energy & Exploration Land Company		KEJA	MAGOFFIN	Y	Final Approval	\$1,400,000	\$15,000	-	25	25	\$15.00	
①	Emerson Electric Co.	✓	KBI	LOGAN	E	Final Approval	\$16,151,000	\$700,000	-	225	55	\$17.25	2/7/2019
	Emerson's Bakery, Inc.		KSBTC	BOONE	E	Final Approval	\$8,248	\$3,500	-	11	1	\$26.00	3/30/2017
	Emily Brown Taylor, P.S.C.		KSBTC	HOPKINS	E	Final Approval	\$31,920	\$3,500	-	4	1	\$17.00	5/28/2020
	Emma Justine Salon Ltd. Co.		KSBTC	JEFFERSON	E	Final Approval	\$14,110	\$14,000	-	NA	4	\$17.38	12/12/2019
	Empyrean Artisan Ales LLC		KSBTC	FAYETTE	E	Final Approval	\$8,900	\$7,000	-	NA	2	\$13.00	6/30/2016
	Enderle Besten Dieruf, PLLC		KSBTC	FAYETTE	E	Final Approval	\$11,179	\$10,500	-	9	3	\$23.67	12/10/2015
	Enderle Besten Dieruf, PLLC		KSBTC	FAYETTE	E	Final Approval	\$7,246	\$7,200	-	12	3	\$20.67	6/29/2017
	EndoProtech, Inc.		KSBTC	JEFFERSON	E	Final Approval	\$11,413	\$3,500	-	NA	1	\$22.12	7/27/2017
	Engenesis, LLC		KSBTC	BOONE	E	Final Approval	\$22,928	\$21,000	-	2	6	\$32.13	7/28/2022
①	Engi-Mat Co.	✓	KBI	FAYETTE	N	Final Approval	\$1,601,800	\$550,000	-	NA	50	\$22.48	7/26/2012
	Engineered Building Systems, Inc.		KSBTC	CAMPBELL	E	Final Approval	\$17,763	\$17,500	-	4	5	\$28.41	2/22/2018
	Engineered Building Systems, Inc.		KSBTC	CAMPBELL	E	Final Approval	\$5,011	\$3,500	-	12	1	\$56.25	1/30/2020
	Engineered Building Systems, Inc.		KSBTC	CAMPBELL	E	Final Approval	\$18,880	\$10,500	-	9	3	\$31.57	6/27/2019
①	Ensign-Bickford Aerospace & Defense Company		KREDA	MUHLENBERG	E	Final Approval	\$12,087,000	\$2,250,000	-	65	56	\$16.03	12/7/2006
①	EnviroFlight LLC	✓	KBI	MASON	N	Final Approval	\$32,000,000	\$750,000	-	NA	30	\$21.50	6/29/2017
	EnviroFlight LLC		KEJA	MASON	N	Final Approval	\$19,775,000	\$100,000	-	44	40	\$18.75	12/10/2020
	EOP Architects, PSC		KSBTC	FAYETTE	E	Final Approval	\$6,445	\$3,500	-	21	1	\$17.31	9/24/2015
	EOP Architects, PSC		KSBTC	FAYETTE	E	Final Approval	\$5,097	\$3,500	-	20	1	\$30.77	5/28/2015
①	EOP Architects, PSC		KSBTC	FAYETTE	E	Final Approval	\$5,362	\$3,500	-	19	1	\$23.56	10/30/2014
①	EOP Architects, PSC		KSBTC	FAYETTE	E	Final Approval	\$18,038	\$3,500	-	18	1	\$16.35	7/31/2014
	Epiphany Foam Insulation, LLC		KSBTC	WOODFORD	E	Final Approval	\$77,500	\$7,000	-	8	2	\$13.25	12/10/2020
	Epiphany Foam Insulation, LLC		KSBTC	WOODFORD	E	Final Approval	\$14,500	\$10,500	-	5	3	\$18.82	12/12/2019
	Epiphany Foam Insulation, LLC		KSBTC	WOODFORD	E	Final Approval	\$82,381	\$3,500	-	10	1	\$13.00	12/9/2021
	Equine Diagnostic Solutions, LLC		KSBTC	FAYETTE	E	Final Approval	\$5,005	\$3,500	-	3	1	\$22.00	12/8/2016
	Equine Medical Associates, P.S.C.		KSBTC	FAYETTE	E	Final Approval	\$36,500	\$21,000	-	18	6	\$25.26	12/12/2019
	Equine Medical Associates, P.S.C.		KSBTC	FAYETTE	E	Final Approval	\$42,959	\$3,500	-	17	1	\$15.00	12/13/2018
	Equi Run Vineyards, LLC		KSBTC	WOODFORD	E	Final Approval	\$15,424	\$10,500	-	2	3	\$13.87	12/8/2016










	Ernst & Young U.S. LLP	✓ KBI	JEFFERSON	E	Final Approval	\$10,239,410	\$1,250,000	-	75	157	\$21.50	6/27/2019
	Ervin Cable Construction of Florida, LLC	✓ KBI	UNION	E	Final Approval	\$511,000	\$200,000	-	59	20	\$15.40	8/29/2019
	Essential Health Care, L.L.C.	KSBTC	NELSON	E	Final Approval	\$5,083	\$3,500	-	4	1	\$11.15	2/28/2013
	Estes Public Relations, Inc.	KSBTC	JEFFERSON	E	Final Approval	\$7,133	\$7,000	-	NA	2	\$17.13	5/28/2015
	Estron Chemicals, Inc.	✓ KRA	MARSHALL	E	Final Approval	\$5,474,908	\$800,000	-	53	NA	\$17.00	10/26/2017
	Ethos Holding Corp.	✓ KBI	CAMPBELL	N	Final Approval	\$2,653,469	\$500,000	-	NA	45	\$20.00	12/10/2015
	Ethos Holding Corp.	KEIA	CAMPBELL	E	Final Approval	\$2,279,000	\$100,000	-	326	NA	\$16.50	3/31/2022
	Eurofins Genomics LLC	KEIA	JEFFERSON	E	Final Approval	\$35,710,502	\$300,000	-	87	20	\$24.53	1/27/2022
	Eurofins MWG Operon Inc.	✓ KBI	JEFFERSON	N	Final Approval	\$12,434,969	\$2,300,000	-	NA	130	\$21.00	8/28/2014
	Excel Mining, LLC	KIRA	PIKE	N	Final Approval	\$73,600,000	\$6,000,000	-	210	NA	\$26.33	10/29/2020
	Exit Solutions, Inc.	KSBTC	JEFFERSON	E	Final Approval	\$63,324	\$25,000	-	17	8	\$19.13	5/29/2014
	Exscien Corporation	KSBTC	JEFFERSON	E	Final Approval	\$31,930	\$10,500	-	NA	3	\$49.95	10/26/2017
	Extiel-Advantage-Somerset I Limited Liability Company	KEIA	PULASKI	N	Final Approval	\$75,000,000	\$500,000	-	NA	60	\$25.00	3/29/2018
	EyeMax, PLLC	KSBTC	FAYETTE	E	Final Approval	\$12,258	\$7,000	-	10	2	\$11.50	8/29/2019
	EZ Pack Refuse Hauling Solutions, LLC dba Commercial Specialty Truck Holdings	✓ KBI	HARRISON	E	Final Approval	\$6,685,200	\$2,400,000	-	210	100	\$17.00	6/27/2019
	EZ Pack Refuse Hauling Solutions, LLC dba Commercial Specialty Truck Holdings	✓ KBI	HARRISON	E	Final Approval	\$2,125,738	\$2,000,000	-	90	80	\$14.38	4/28/2016
	F&E Aircraft Maintenance (Miami) LLC	KEIA	BOYLE	N	Final Approval	\$40,200,000	\$300,000	-	280	124	\$35.00	3/31/2022
	Facilities Management Services, P.B.C.	✓ KBI	JEFFERSON	E	Final Approval	\$1,275,000	\$450,000	-	144	54	\$14.00	12/7/2017
	Family Eyecare Associates, P.S.C.	KSBTC	WOODFORD	E	Final Approval	\$25,990	\$3,500	-	1	1	\$12.00	12/7/2017
	FamilyCare Counseling Solutions LLC	KSBTC	KENTON	E	Final Approval	\$16,260	\$16,200	-	5	5	\$20.07	2/24/2022
	Fancuil, Inc.	✓ KBI	FAYETTE	N	Final Approval	\$12,200,000	\$1,500,000	-	NA	450	\$13.50	6/24/2021
	Farm to Bagel Lx, Inc.	KSBTC	FAYETTE	E	Final Approval	\$6,455	\$3,500	-	6	1	\$15.00	7/28/2022
	Farmer's Gate, Inc.	KSBTC	TAYLOR	E	Final Approval	\$55,689	\$7,000	-	12	2	\$15.00	3/29/2012
	Faurecia Interiors Louisville, LLC dba Faurecia Interior Systems, Inc.	✓ KBI	JEFFERSON	N	Final Approval	\$33,630,687	\$11,500,000	-	NA	425	\$17.78	5/31/2012
	Fedders Construction LLC	KSBTC	CAMPBELL	E	Final Approval	\$30,691	\$17,500	-	NA	5	\$36.49	4/25/2019
	Federal-Mogul Motorparts LLC	✓ KBI	BARREN	E	Final Approval	\$21,443,000	\$960,000	-	163	40	\$22.04	12/9/2021
	Feralloy Corporation	KEIA	GALLATIN	E	Final Approval	\$17,500,000	\$90,000	-	NA	30	\$24.00	6/25/2020
	Fern Solutions, Inc.	HTP	BOYLE	E	Final Approval	\$550,000	\$75,000	-	7	5	\$20.67	12/8/2011
	Ferrara Candy Company	✓ KBI	BOONE	F	Final Approval	\$19,150,000	\$2,000,000	-	140	75	\$24.12	3/26/2015
	Fibonacci, LLC	✓ KBI	CALLOWAY	N	Final Approval	\$5,809,716	\$300,000	-	NA	25	\$16.00	4/30/2020
	Fieldhouse, Inc.	KSBTC	JEFFERSON	E	Final Approval	\$50,965	\$3,500	-	9	1	\$13.70	12/10/2015
	Fieldtrip LLC	KSBTC	JEFFERSON	E	Final Approval	\$27,879	\$21,000	-	18	6	\$28.55	12/7/2017
	Firestone Industrial Products Company, LLC	FDB	WHITLEY		Final Approval	\$50,889,000	-	\$150,000	402	250	NA	4/28/2022
	Firestone Industrial Products Company,	KEIA	WHITLEY	E	Final Approval	\$50,889,000	\$350,000	-	505	250	\$18.39	5/27/2021

	LLC											
	First Line Fire Extinguisher Co.	KSBTC	MC CRACKEN	E	Final Approval	\$37,178	\$14,000	-	4	4	\$21.99	1/26/2017
	First Saturday Real Estate LLC	KSBTC	JEFFERSON	E	Final Approval	\$5,641	\$3,500	-	3	1	\$20.00	2/27/2020
	Fischbach USA Inc.	✓ KBI	HARDIN	E	Final Approval	\$4,610,000	\$190,000	-	97	11	\$16.50	1/28/2021
	Fischbach USA, Inc.	✓ KRA	HARDIN	E	Final Approval	\$4,013,814	\$2,000,000	-	76	NA	\$17.31	9/26/2013
	Fives Intralogistics Corp.	✓ KBI	JEFFERSON	E	Final Approval	\$17,436,725	\$3,000,000	-	91	370	\$36.06	5/27/2021
	Flex Films (USA) Inc.	KEIA	HARDIN	E	Final Approval	\$7,416,440	\$70,000	-	NA	10	\$16.88	4/28/2022
	Flex Films (USA) Inc.	✓ KBI	HARDIN	N	Final Approval	\$150,000,000	\$20,000,000	-	NA	250	\$16.00	4/25/2013
	Flottweg Separation Technology, Inc.	✓ KBI	BOONE	E	Final Approval	\$2,500,000	\$150,000	-	37	12	\$22.50	4/25/2019
	Flottweg Separation Technology, Inc.	KEIA	BOONE	E	Final Approval	\$1,750,000	\$50,000	-	50	12	\$30.00	4/28/2022
	Foley Machinery Movers & Riggers, LLC	KSBTC	BOURBON	E	Final Approval	\$9,500	\$3,500	-	7	1	\$19.00	12/12/2019
	Ford Motor Company	KJRA	JEFFERSON	E	Final Approval	\$3,650,000,000	\$430,000,000	-	5,650	5,550	\$29.55	11/27/2007
	Forest Giant, Inc.	KSBTC	JEFFERSON	E	Final Approval	\$13,267	\$7,000	-	14	2	\$22.14	12/10/2015
	Forest Giant, Inc.	KSBTC	JEFFERSON	E	Final Approval	\$15,298	\$10,500	-	16	3	\$28.93	12/8/2016
	Forty4, LLC	KSBTC	FAYETTE	E	Final Approval	\$19,179	\$7,000	-	NA	2	\$24.40	10/27/2016
	Four O Corporation	✓ KBI	BOONE	N	Final Approval	\$6,723,400	\$200,000	-	NA	25	\$24.03	6/25/2020
	Four Roses Distillery LLC	KEIA	BULLITT		Final Approval	\$23,149,731	\$150,000	-	64	10	\$20.57	
	Four Roses Distillery LLC	✓ KBI	ANDERSON	E	Final Approval	\$34,130,000	\$350,000	-	59	15	\$30.16	4/26/2018
	Four Roses Distillery LLC	KEIA	BULLITT	E	Final Approval	\$20,970,000	\$500,000	-	45	5	\$26.06	5/28/2015
	foxdulaney LLC	KSBTC	JEFFERSON	E	Final Approval	\$14,899	\$10,500	-	NA	3	\$13.33	10/26/2017
	Frankfort, City of North Frankfort Development Project / Frankfort Parking Garage (Roy Peach)	EDB	FRANKLIN	N	Final Approval	NA	-	\$3,000,000	NA	NA	NA	8/14/1991
	Frankfort, City of Capital Plaza Hotel & Conference Center / Wilkinson Hotel / Holiday / Frankfort Capital Plaza LLC (Stonebridge)	EDB	FRANKLIN	N	Final Approval	NA	-	\$3,000,000	NA	NA	NA	12/30/1982
	Franklin Chevrolet Buick GMC, LLC	KSBTC	ADAIR	E	Final Approval	\$7,697	\$7,000	-	15	2	\$22.50	10/26/2017
	Franklin Management, Inc.	KSBTC	ADAIR	E	Final Approval	\$12,500	\$7,000	-	6	2	\$29.08	12/7/2017
	Franklin Management, Inc.	KSBTC	ADAIR	E	Final Approval	\$10,500	\$7,000	-	8	2	\$38.22	7/26/2018
	Franklin Management, Inc.	KSBTC	ADAIR	E	Final Approval	\$24,917	\$21,000	-	10	6	\$24.00	1/30/2020
	Franklin Nissan, LTD Co.	KSBTC	ADAIR	E	Final Approval	\$7,331	\$7,000	-	11	2	\$22.49	12/13/2018
	Franklin Nissan, LTD. Co.	KSBTC	ADAIR	E	Final Approval	\$14,510	\$14,000	-	7	4	\$27.93	12/7/2017
	Franklin Nissan, LTD. Co.	KSBTC	ADAIR	E	Final Approval	\$7,945	\$3,500	-	6	1	\$13.50	12/8/2016
	Franklin Nissan, LTD. Co.	KSBTC	ADAIR	E	Final Approval	\$6,575	\$6,500	-	4	2	\$17.48	1/29/2015
	Franklin Precision Industry, Incorporated	✓ KBI	SIMPSON	E	Final Approval	\$50,580,000	\$2,650,000	-	471	113	\$13.32	4/25/2013
	Franklin Simpson Industrial Authority	KEDFA	SIMPSON	N	Final Approval	\$5,500,000	-	\$5,500,000	NA	NA	NA	12/8/2016
	Freedom Mini Dental Implants, PLLC	KSBTC	JEFFERSON	E	Final Approval	\$72,500	\$7,000	-	NA	2	\$40.00	10/31/2019
	Freedom Mini Dental Implants, PLLC	KSBTC	JEFFERSON	E	Final Approval	\$5,148	\$3,500	-	2	1	\$28.85	3/25/2021
	Freedom Recycling, LLC	KSBTC	KENTON	E	Final Approval	\$6,593	\$3,500	-	3	1	\$20.04	8/29/2019
	Fresh Bourbon Inc. dba Edwards Spirit Company	KEIA	FAYETTE	N	Final Approval	\$5,400,000	\$125,000	-	2	15	\$17.50	12/12/2019










	Fritz Winter North America LP	✓	KBI	SIMPSON	N	Final Approval	\$193,720,000	\$5,000,000	-	NA	265	\$19.00	1/30/2020
	Fritz Winter North America LP		EDB	SIMPSON	N	Final Approval	\$193,720,000		\$1,000,000	NA	265	\$22.00	5/31/2018
	Froedghe Machine & Supply Co., Inc.	✓	KBI	MONROE	E	Final Approval	\$852,000	\$460,000	-	27	20	\$12.14	12/11/2014
	Frost-Arnett Company	✓	KBI	TAYLOR	E	Final Approval	\$621,000	\$300,000	-	121	70	\$10.50	2/7/2019
	Fruehauf, Inc.	✓	KBI	WARREN	N	Final Approval	\$12,700,938	\$4,000,000	-	NA	288	\$18.50	9/29/2022
	Fuel Total Systems Kentucky Corporation	✓	KBI	MARION	E	Final Approval	\$48,132,000	\$1,500,000	-	100	63	\$14.44	7/28/2016
	Fuel Total Systems Kentucky Corporation		KREDA	MARION	N	Final Approval	\$38,000,000	\$2,500,000	-	NA	100	\$14.98	6/26/2008
	Funai Lexington Technology Corporation	✓	KBI	FAYETTE	N	Final Approval	\$4,291,430	\$1,240,000	-	NA	50	\$48.08	12/10/2015
	Funai Lexington Technology Corporation		KEIA	FAYETTE	E	Final Approval	\$6,078,096	\$200,000	-	42	2	\$22.00	12/9/2021
	Furlong Building Enterprises, LLC		KSBTC	KENTON	E	Final Approval	\$21,663	\$7,000	-	10	2	\$32.00	10/31/2019
	FWK & Associates PLLC		KSBTC	FAYETTE	E	Final Approval	\$8,887	\$7,000	-	10	2	\$23.50	12/9/2021
	G. J. Burkhardt, Inc. dba Fry Fastening Systems		KEIA	HOONE	E	Final Approval	\$3,004,000	\$60,000	-	NA	3	\$18.00	10/28/2021
	GameStop, Inc.	✓	KBI	BULLITT	E	Final Approval	\$22,571,310	\$2,500,000	-	148	172	\$12.50	5/25/2017
	Garrett-Stotz Company		KSBTC	JEFFERSON	E	Final Approval	\$16,831	\$10,500	-	39	3	\$21.65	8/25/2016
	Gator-Made, Inc.	✓	KBI	PULASKI	E	Final Approval	\$300,000	\$300,000	-	36	15	\$10.88	9/29/2011
	General Cable Industries, Inc.	✓	KBI	ANDERSON	E	Final Approval	\$19,230,000	\$2,000,000	-	226	100	\$21.98	9/28/2017
	General Motors LLC	✓	KBI	WARREN	E	Final Approval	\$131,121,000	\$12,000,000	-	430	600	\$29.00	3/28/2013
	General Motors LLC	✓	KBI	WARREN	E	Final Approval	\$198,260,000	\$3,000,000	-	1,030	270	\$15.78	7/30/2020
	Generation Tux, Inc.	✓	KBI	JEFFERSON	N	Final Approval	\$15,279,000	\$2,500,000	-	NA	300	\$18.00	7/27/2017
	Gentis Solutions, LLC	✓	KBI	KENTON	N	Final Approval	\$2,210,000	\$500,000	-	NA	80	\$26.00	10/28/2021
	Georgetown Auto Sales, Inc.		KSBTC	SCOTT	E	Final Approval	\$17,311	\$17,300	-	3	5	\$38.66	6/30/2022
	Gibbs Die Casting Corporation	✓	KBI	HENDERSON	E	Final Approval	\$22,832,700	\$3,000,000	-	577	160	\$18.00	1/28/2016
	Givaudan Flavors Corporation		KIDA	BOONE	E	Final Approval	\$25,100,000	\$750,000	-	139	35	\$19.57	2/24/2011
	Givaudan Flavors Corporation	✓	KBI	BOONE	E	Final Approval	\$20,800,000	\$200,000	-	135	20	\$27.03	7/29/2021
	Gladiator Law Marketing, LLC		KSBTC	MADISON	E	Final Approval	\$7,189	\$7,000	-	6	2	\$20.00	9/26/2019
	GLC Industries, LLC		KSBTC	MONTGOMERY	E	Final Approval	\$230,400	\$14,000	-	12	4	\$14.05	6/30/2016
	GLK Enterprises, LLC		KSBTC	WARREN	E	Final Approval	\$11,119	\$10,500	-	6	3	\$14.90	1/29/2015
	Global Aviation Navigator, Inc.		KSBTC	JEFFERSON	E	Final Approval	\$12,845	\$10,500	-	5	3	\$20.83	6/30/2016
	Global Mail, Inc. dba DHL eCommerce Solutions		KEIA	BOONE	N	Final Approval	\$55,000,000	\$1,500,000	-	279	75	\$22.90	9/30/2021
	Globesit Inc.		KSBTC	FAYETTE	E	Final Approval	\$16,197	\$3,500	-	NA	1	\$26.44	12/8/2016
	Go Green Lawn Solutions		KSBTC	JEFFERSON	E	Final Approval	\$7,828	\$3,500	-	NA	1	\$14.43	12/13/2012
	Goodman & Company, PSC		KSBTC	JEFFERSON	E	Final Approval	\$5,439	\$3,500	-	2	1	\$22.50	10/31/2013
	Goose Creek Candles, LLC L.L.C.	✓	KBI	CASEY	E	Final Approval	\$2,886,444	\$300,000	-	13	60	\$13.00	2/24/2022
	Gorilashine.com, LLC		KSBTC	FAYETTE	E	Final Approval	\$17,172	\$14,000	-	3	4	\$18.06	12/9/2021
	Graeter Wealth Advisors, LLC		KSBTC	JEFFERSON	E	Final Approval	\$6,623	\$3,500	-	NA	1	\$18.27	1/28/2016
	Graham Packaging Company, L.P.	✓	KBI	WARREN	E	Final Approval	\$22,000,000	\$1,200,000	-	NA	68	\$23.29	9/29/2016
	Grandpa Brands Company		KSBTC	BOONE	E	Final Approval	\$10,696	\$7,000	-	6	2	\$18.47	9/29/2016

	Graves County Economic Development, Inc	EDB	GRAVES		Final Approval	\$230,000	-	\$115,000	NA	NA	NA	3/31/2022
	Greater Paducah Economic Development Council	KEDFA	MCCRACKEN	N	Final Approval	\$17,220,000	-	\$3,500,000	NA	NA	NA	7/10/1992
	Green Bomber Kentucky, LLC	KEIA	GARRARD	N	Final Approval	\$9,000,000	\$135,000	-	NA	40	\$14.00	1/30/2020
	Green Motors, LLC	KSBTC	FAYETTE	F	Final Approval	\$40,000	\$17,500	-	18	5	\$38.15	12/7/2017
	Green River Rentals, Inc.	KSBTC	WARREN	E	Final Approval	\$24,595	\$7,000	-	13	2	\$12.25	7/30/2015
①	Green Tokai Limited Co.	✓ KBI	MASON	E	Final Approval	\$4,350,000	\$500,000	-	203	24	\$13.55	7/27/2017
	Green Up, LLC	KSBTC	OLDHAM	E	Final Approval	\$5,128	\$3,500	-	NA	1	\$13.00	4/26/2018
	Greene McCowan & Co., PLLC	KSBTC	LAUREL	E	Final Approval	\$24,541	\$17,500	-	12	5	\$13.21	9/26/2019
	Greene, McCowan & Co., PLLC	KSBTC	LAUREL	E	Final Approval	\$10,796	\$10,500	-	9	3	\$14.50	12/13/2018
	Greenfield Grain, LLC	KEIA	HENDERSON		Final Approval	\$37,977,675	\$300,000	-	NA	15	\$32.00	4/28/2022
①	GreenTree Forest Products, Inc.	✓ KBI	FLEMING	E	Final Approval	\$2,200,000	\$200,000	-	50	10	\$12.03	2/7/2019
	Greensell-Chisolm Printing Company	KSBTC	DAVISS	E	Final Approval	\$30,785	\$7,000	-	29	2	\$20.47	12/13/2018
	Greif Packaging LLC dba Multicorr	✓ KBI	JEFFERSON	E	Final Approval	\$17,902,456	\$250,000	-	76	17	\$25.98	6/30/2022
	Groff Engineering & Consulting LLC	KSBTC	MONTGOMERY	E	Final Approval	\$16,065	\$3,500	-	NA	1	\$25.50	6/27/2019
	Groff Engineering & Consulting LLC	KSBTC	MONTGOMERY	E	Final Approval	\$6,695	\$3,500	-	1	1	\$36.90	7/30/2020
	Grot, Inc.	KSBTC	FAYETTE	E	Final Approval	\$29,963	\$3,500	-	11	1	\$29.41	12/10/2015
	Grover Tire, LLC	KSBTC	GRAVES	E	Final Approval	\$8,042	\$7,000	-	7	2	\$15.00	1/30/2020
	Gryphon Environmental, LLC	✓ KBI	DAVISS	E	Final Approval	\$1,760,040	\$400,000	-	7	20	\$28.85	9/30/2021
	GTB Holdings, Inc.	KSBTC	BOONE	E	Final Approval	\$111,000	\$10,500	-	18	3	\$14.67	1/25/2018
	GTB Holdings, Inc.	KSBTC	BOONE	E	Final Approval	\$14,129	\$10,500	-	15	3	\$15.08	12/8/2016
	Guardian Owl LLC	KSBTC	JEFFERSON	E	Final Approval	\$7,109	\$7,000	-	1	2	\$29.76	8/30/2018
	Gundersen Digital LLC	KSBTC	JEFFERSON	E	Final Approval	\$11,271	\$10,500	-	3	3	\$26.64	4/29/2021
	Gutter Boyz of Kentucky, LLC	KSBTC	MARSHALL	E	Final Approval	\$17,995	\$10,500	-	2	3	\$14.76	6/25/2020
①	H & S Gate, Inc.	KSBTC	RUSSELL	E	Final Approval	\$5,035	\$3,500	-	12	1	\$13.00	7/30/2015
	H & W Sport Shop, Inc.	KSBTC	TAYLOR	F	Final Approval	\$23,909	\$7,000	-	15	2	\$14.25	12/13/2018
	H.P.G. Inc	KSBTC	JEFFERSON	E	Final Approval	\$6,345	\$3,500	-	1	1	\$22.59	9/29/2022
①	Hafendorfer Machine, Inc.	✓ KBI	JEFFERSON	E	Final Approval	\$5,900,000	\$275,000	-	44	29	\$15.75	8/29/2019
①	Haier US Appliances Solutions, Inc. dba GE Appliances	KJRA	JEFFERSON	E	Final Approval	\$727,000,000	\$80,000,000	-	NA	8,400	\$21.00	9/27/2018
	Haire Construction, LLC	KSBTC	JEFFERSON	E	Final Approval	\$94,500	\$24,500	-	NA	7	\$26.71	5/28/2020
	Halleywood Farm LLC	KSBTC	FAYETTE	E	Final Approval	\$6,000	\$3,500	-	2	1	\$17.00	12/8/2016
①	Halon Company	KREDA	ALLEN	E	Final Approval	\$2,200,000	\$1,500,000	-	80	70	\$16.63	9/27/2007
	HAM Broadcasting Company, Inc.	KSBTC	TRIGG	E	Final Approval	\$11,074	\$10,500	-	17	3	\$14.41	12/10/2020
	Hamilton, Inc.	KSBTC	ROWAN	E	Final Approval	\$9,000	\$7,000	-	42	2	\$17.13	12/13/2018
	Hamilton, Inc.	KSBTC	ROWAN	E	Final Approval	\$17,397	\$7,000	-	38	2	\$13.16	12/10/2015
	Hamilton, Inc.	KSBTC	ROWAN	E	Final Approval	\$16,882	\$7,000	-	40	2	\$16.82	12/7/2017
	Hans G. Poppe, Jr	KSBTC	JEFFERSON	F	Final Approval	\$5,779	\$3,500	-	6	1	\$21.63	12/7/2017
	Harbor Steel & Supply Corporation	KEIA	WARREN	N	Final Approval	\$8,000,000	\$100,000	-	NA	25	\$21.03	9/30/2021
	Hardin County Fiscal Court / Hardin County Water District	EDB	HARDIN	E	Final Approval	\$9,601,420	-	\$9,601,420	NA	NA	NA	6/25/2009

#2 / Sewer Collection System													
Hardin County Fiscal Court/Elizabethtown-Hardin County Industrial Foundation, Inc. (Glendale Property)	EDB	HARDIN	N	Final Approval	\$17,700,000	-	\$7,163,000	NA	NA	NA	6/11/2002		
Hardin County Fiscal Court/Hardin Co. Water District No. 1/Radcliff Pump Station Upgrades	EDB	HARDIN	E	Final Approval	\$2,250,000	-	\$2,250,000	NA	NA	NA	6/25/2009		
Hardin County Fiscal Court/HCWD # 1 - Phase II Radcliff Wastewater Improvements/BRAC # 18	EDB	HARDIN	E	Final Approval	\$2,500,000	-	\$2,500,000	NA	NA	NA	1/27/2011		
Hardin County Fiscal Court/HCWD # 2 - Nolin Sewer Collection BRAC #20	EDB	HARDIN	E	Final Approval	\$16,000,000	-	\$16,000,000	NA	NA	NA	1/27/2011		
Hardin County, Commonwealth of Kentucky	KEDEA	HARDIN	N	Final Approval	\$17,913,000	-	\$10,950,000	NA	NA	NA	8/29/2002		
Harris, Mackessy & Brennan, Inc.	KSBTC	JEFFERSON	E	Final Approval	\$17,729	\$17,500	-	8	5	\$35.10	9/26/2019		
Harry Gordon Steel Company	KSBTC	CLARK	E	Final Approval	\$25,319	\$14,000	-	19	4	\$19.07	12/10/2015		
Hatfield Media LLC	KSBTC	JEFFERSON	E	Final Approval	\$14,228	\$14,000	-	6	4	\$22.67	9/27/2018		
Hayashi Telempu North America Corporation	✓ KBI	FRANKLIN	N	Final Approval	\$10,724,250	\$1,300,000	-	NA	103	\$13.00	12/8/2016		
Haydon Materials Bardstown, LLC	KSBTC	NELSON	E	Final Approval	\$387,933	\$25,000	-	15	8	\$14.76	9/29/2016		
HB Molding, Inc.	✓ KBI	JEFFERSON	E	Final Approval	\$1,637,653	\$225,000	-	75	20	\$22.00	2/24/2022		
HB Sealing Products Inc.	✓ KBI	JEFFERSON	N	Final Approval	\$13,364,156	\$1,200,000	-	NA	80	\$19.89	12/9/2021		
HCL Demolition, Inc.	KSBTC	JEFFERSON	E	Final Approval	\$86,500	\$3,500	-	4	1	\$11.00	12/13/2018		
HCL Demolition, Inc.	KSBTC	JEFFERSON	E	Final Approval	\$7,900	\$3,500	-	3	1	\$14.00	10/25/2018		
HDT Expeditionary Systems, Inc.	✓ KBI	BOONE	E	Final Approval	\$14,504,000	\$2,000,000	-	66	113	\$21.25	3/25/2021		
Healthcare Asset Network INC. d b a HANDLE	✓ KBI	JEFFERSON	E	Final Approval	\$4,041,182	\$1,400,000	-	15	80	\$43.00	9/30/2021		
Healthcare Asset Network, Inc.	KSBTC	JEFFERSON	E	Final Approval	\$5,082	\$5,000	-	4	2	\$39.66	4/26/2018		
Healthcare Asset Network, Inc.	KSBTC	JEFFERSON	E	Final Approval	\$6,714	\$6,700	-	6	4	\$26.08	12/13/2018		
Healthcare Asset Network, Inc.	KSBTC	JEFFERSON	E	Final Approval	\$15,238	\$15,200	-	10	5	\$60.55	12/9/2021		
Hearnside Food Solutions, LLC	✓ KBI	LAUREL	E	Final Approval	\$1,464,550	\$1,200,000	-	701	80	\$13.72	1/31/2013		
Heaven Hill Distilleries, Inc.	✓ KBI	JEFFERSON	N	Final Approval	\$10,200,000	\$400,000	-	1	20	\$22.50	10/29/2015		
Heaven Hill Distilleries, Inc.	✓ KBI	NELSON	E	Final Approval	\$10,230,033	\$300,000	-	397	10	NA	6/26/2014		
Heaven Hill Distilleries, Inc.	KEIA	NELSON	E	Final Approval	\$19,389,636	\$150,000	-	557	NA	NA	12/9/2021		
Heaven Hill Distilleries, Inc.	KEIA	NELSON	E	Final Approval	\$12,926,424	\$100,000	-	557	NA	NA	12/9/2021		
Heaven Hill Distilleries, Inc.	KEIA	NELSON	N	Final Approval	\$135,454,736	\$250,000	-	381	38	\$25.86	3/31/2022		
Heaven Hill Distilleries, Inc.	KEIA	NELSON	E	Final Approval	\$17,500,000	\$250,000	-	428	10	\$14.00	12/13/2018		
Heaven Hill Distilleries, Inc.	KEIA	NELSON	E	Final Approval	\$6,090,000	\$50,000	-	499	NA	\$23.65			
Heaven Hill Distilleries, Inc.	KLIA	NELSON	E	Final Approval	\$18,276,497	\$250,000	-	557	NA	\$23.36	3/26/2020		
Helios Aerosystems, LLC	KSBTC	FAYETTE	E	Final Approval	\$6,718	\$3,500	-	3	1	\$30.24	12/10/2020		
Helios Aerosystems, LLC	KSBTC	FAYETTE	E	Final Approval	\$5,566	\$3,500	-	2	1	\$31.50	5/30/2019		
Hendrickson USA, L.L.C.	✓ KBI	PULASKI	E	Final Approval	\$7,942,000	\$3,200,000	-	175	160	\$12.54	9/27/2012		
Hendrickson USA, L.L.C. (DBA Hendrickson Trailer	✓ KBI	HARDIN	N	Final Approval	\$27,653,000	\$1,950,000	-	NA	96	\$14.00	1/25/2018		












Commercial Vehicle Systems)												
	Hendrickson USA, LLC	✓	KBI	PULASKI	E	Final Approval	\$2,843,500	\$2,010,000	-	392	80	\$14.00 6/25/2015
	Hendrickson USA, LLC (DBA Hendrickson Truck Commercial Vehicle Systems)	✓	KBI	MARION	E	Final Approval	\$11,856,322	\$1,500,000	-	123	60	\$15.17 7/27/2017
	Hensley & Throneberry, PLLC		KSBTC	WARREN	E	Final Approval	\$5,117	\$3,500	-	2	1	\$13.98 2/26/2015
	Hensley & Throneberry, PLLC		KSBTC	WARREN	E	Final Approval	\$5,017	\$3,500	-	3	1	\$13.15 9/24/2015
	Hensley & Throneberry, PLLC		KSBTC	WARREN	E	Final Approval	\$7,828	\$7,000	-	4	2	\$15.23 9/28/2017
	Hensley & Throneberry, PLLC		KSBTC	WARREN	E	Final Approval	\$5,213	\$3,500	-	6	1	\$21.47 12/13/2018
	Hensley & Throneberry, PLLC		KSBTC	WARREN	E	Final Approval	\$8,406	\$7,000	-	7	2	\$19.51 12/12/2019
	Hera Testing Laboratories, Inc.		KSBTC	FAYETTE	E	Final Approval	\$8,989	\$3,500	-	5	1	\$20.67 3/29/2018
	Hera Testing Laboratories, Inc.		KSBTC	FAYETTE	E	Final Approval	\$18,262	\$17,500	-	NA	5	\$34.76 12/8/2016
	Hera Testing Laboratories, Inc. dba Hera BioLabs, Inc.		KEIA	FAYETTE	L	Final Approval	\$6,630,000	\$45,000	-	14	20	\$40.00 4/28/2022
	Heritage Installations I, LLC		KSBTC	JEFFERSON	E	Final Approval	\$11,780	\$3,500	-	30	1	\$21.64 4/26/2018
	Heritage Millworks, LLC	✓	KBI	POWELL	N	Final Approval	\$6,955,000	\$2,500,000	-	NA	130	\$12.90 1/29/2015
	Heritage Millworks, LLC dba Powell Valley Millwork	✓	KBI	MONTGOMERY	E	Final Approval	\$4,415,000	\$1,500,000	-	61	70	\$15.50 3/31/2022
	Hester Equestrian, LLC		KSBTC	FAYETTE	E	Final Approval	\$11,000	\$3,500	-	NA	1	\$20.00 12/10/2020
	HHO Carbon Clean Systems LLC		KEIA	MCCRACKEN		Final Approval	\$6,650,000	\$50,000	-	NA	35	\$25.00
	Hidaway Farm, LLC		KSBTC	BOURBON	E	Final Approval	\$11,500	\$3,500	-	11	1	\$12.00 12/10/2020
	Higdon Outdoors LLC		KSBTC	MCCRACKEN	E	Final Approval	\$17,016	\$10,500	-	6	3	\$21.32 12/8/2016
	Highlands Diversified Services, Inc.	✓	KBI	LAUREL	E	Final Approval	\$3,925,407	\$650,000	-	201	65	\$10.35 9/29/2022
	Hill's Pet Nutrition, Inc.	✓	KRA	WARREN	E	Final Approval	\$25,000,000	\$7,885,000	-	150	NA	\$30.29 12/13/2012
	Hinkle Environmental Services, LLC		KSBTC	MADISON	E	Final Approval	\$14,400	\$10,500	-	19	3	\$19.50 12/7/2017
	Hinkle Environmental Services, LLC		KSBTC	BOURBON	E	Final Approval	\$97,603	\$25,000	-	11	8	\$16.16 12/8/2016
	Hinkle Environmental Services, LLC		KSBTC	BOURBON	E	Final Approval	\$156,389	\$25,000	-	28	8	\$23.86 12/10/2020
	Hinkle Environmental Services, LLC		KSBTC	BOURBON	E	Final Approval	\$131,777	\$21,000	-	22	6	\$23.47 12/12/2019
	Hinkle Holding Company, LLC		KSBTC	BOURBON	E	Final Approval	\$5,805	\$3,500	-	4	1	\$31.25 12/12/2019
	Hitachi Automotive Electric Motor Systems America, Inc.		KEIA	MADISON	E	Final Approval	\$86,800,000	\$200,000	-	NA	NA	NA 5/28/2020
	Hitachi Automotive Systems Americas, Inc. (Through City of Harrodsburg)		EDB	MERCER	E	Final Approval	\$10,688,000	\$250,000	-	769	150	NA 8/27/2015
	Hogan Lovells US LLP	✓	KBI	JEFFERSON	N	Final Approval	\$8,900,000	\$4,000,000	-	NA	250	\$27.00 2/22/2018
	Holley Performance Products, Inc.	✓	KBI	WARREN	E	Final Approval	\$2,455,000	\$800,000	-	237	40	\$31.00 2/22/2018
	Holley Performance Products, Inc.	✓	KBI	WARREN	N	Final Approval	\$10,211,110	\$2,500,000	-	410	134	\$16.32 4/30/2020
	Home Oil & Gas Company		KSBTC	HENDERSON	E	Final Approval	\$125,700	\$3,500	-	28	1	\$15.65 4/25/2013
	Homecare Products, Inc. dba EZ-ACCESS	✓	KBI	UNION	E	Final Approval	\$330,000	\$150,000	-	25	15	NA 10/27/2016
	Hometown Concrete, LLC		KSBTC	BOONE	E	Final Approval	\$42,715	\$17,500	-	NA	5	\$21.30 2/27/2020
	Hometown Concrete, LLC		KSBTC	BOONE	E	Final Approval	\$81,800	\$24,500	-	12	7	\$25.50 4/28/2022
	Hometown Concrete, LLC		KSBTC	BOONE	E	Final Approval	\$74,450	\$24,500	-	5	7	\$23.45 4/29/2021
	Honey Branch Regional Industrial Park Grant 2		LGEDF	MARTIN	E	Final Approval	\$4,250,000	\$250,000	-	NA	NA	NA 8/28/1998

	Honey Branch Regional Industrial Park Grant 2 Amd 1	LGEDF	MARTIN		Final Approval	\$850,000	\$600,000	-	400	NA	NA	3/25/1999
	Honey Branch Regional Industrial Park Grant 2 Amd 2	LGEDF	MARTIN		Final Approval	\$4,850,000	\$4,000,000	-	400	NA	NA	7/29/1999
	Honey Branch Regional Industrial Park Grant 2 Amd 3	LGEDF	MARTIN		Final Approval	\$8,700,000	\$3,850,000	-	NA	NA	NA	8/26/1999
	Honey Branch Regional Industrial Park Grant 2 Amd 4A	LGEDF	MARTIN		Final Approval	\$1,476,000	\$450,000	-	NA	NA	NA	1/29/2004
	Honey Branch Regional Industrial Park Grant 2 Amd 4B	LGEDF	MARTIN		Final Approval	\$740,510	\$290,510	-	NA	NA	NA	6/24/2004
	Hoover Farms, LLC	KSBTC	OHIO	E	Final Approval	\$9,900	\$3,500	-	NA	1	\$18.00	4/30/2020
	Hopkinsville Industrial Foundation, Inc.	EDB	CHRISTIAN		Final Approval	\$3,166,000	-	\$500,000	NA	NA	NA	7/30/2020
Ⓢ	Hoskin & Muir, Inc.	✓ KBI	JEFFERSON	E	Final Approval	\$5,600,000	\$450,000	-	127	30	\$15.50	6/26/2014
	House Foods America Corporation	KEIA	JEFFERSON	N	Final Approval	\$146,300,000	\$2,000,000	-	NA	109	\$22.39	
	Howard W. Pence, Inc.	KSBTC	HARDIN	E	Final Approval	\$41,675	\$25,000	-	6	8	\$26.00	12/8/2016
	HTA Enterprises, Inc.	KSBTC	JEFFERSON	E	Final Approval	\$53,500	\$3,500	-	18	1	\$22.00	12/10/2020
Ⓢ	Huber Decor, Inc.	KSBTC	JEFFERSON	E	Final Approval	\$25,849	\$3,500	-	21	1	\$14.41	12/13/2012
	Hudson Eye Center, LLC	KSBTC	BOONE	E	Final Approval	\$34,706	\$3,500	-	5	1	\$13.00	12/13/2018
	Huffman & Huffman, P.S.C.	KSBTC	LAUREL	E	Final Approval	\$49,450	\$25,000	-	38	8	\$17.65	7/27/2017
	Hummingbird Nano, Inc.	KSBTC	JESSAMINE	E	Final Approval	\$9,295	\$7,000	-	3	2	\$17.19	2/27/2020
	Hurd Aviation LLC	KSBTC	FAYETTE	E	Final Approval	\$80,998	\$10,500	-	4	3	\$22.28	2/24/2022
	Hy-Tek Material Handling, Inc.	KSBTC	BOONE	F	Final Approval	\$8,390	\$7,000	-	16	2	\$24.46	12/10/2015
Ⓢ	Hy-Tek Material Handling, Inc.	KSBTC	BOONE	E	Final Approval	\$11,339	\$11,300	-	12	4	\$25.87	2/26/2015
	Hydra, LLC	KSBTC	FAYETTE	E	Final Approval	\$11,338	\$10,500	-	NA	3	\$20.63	1/28/2016
	Hydra, LLC	KSBTC	FAYETTE	F	Final Approval	\$11,633	\$11,600	-	3	4	\$17.43	6/28/2018
Ⓢ	Hydro-Gear Limited Partnership	✓ KBI	CALDWELL	F	Final Approval	\$2,550,000	\$800,000	-	144	40	NA	5/31/2018
	Hyland Equipment Co II LLC	KEIA	ROCKCASTLE	N	Final Approval	\$2,300,000	\$60,000	-	NA	40	\$21.60	3/26/2020
Ⓢ	Hyster-Yale Group, Inc.	✓ KRA	MADISON	E	Final Approval	\$3,430,126	\$1,719,630	-	654	NA	\$20.02	5/26/2016
	I5 Design Group, Inc.	KSBTC	MCCRACKEN	E	Final Approval	\$27,500	\$3,500	-	2	1	\$15.00	12/10/2015
Ⓢ	IDEXX Distribution, Inc.	✓ KBI	JEFFERSON	N	Final Approval	\$6,050,000	\$1,000,000	-	NA	100	\$25.00	6/27/2019
	IDT Tools, Inc.	KSBTC	FRANKLIN	E	Final Approval	\$99,725	\$3,500	-	21	1	\$22.00	5/30/2019
	IGNEW, LLC	KSBTC	JEFFERSON	E	Final Approval	\$5,666	\$3,500	-	6	1	\$31.25	10/25/2018
	IGNEW, LLC	KSBTC	JEFFERSON	E	Final Approval	\$6,976	\$3,500	-	7	1	\$42.30	4/30/2020
Ⓢ	il herb Inc.	✓ KBI	BOONE	N	Final Approval	\$29,789,360	\$3,000,000	-	NA	600	\$10.88	9/25/2014
	IJW Whiskey Company, LLC	KEIA	SHELBY	N	Final Approval	\$200,000,000	\$1,000,000	-	NA	NA	\$25.00	8/25/2022
	Independent Slave Company, LLC	KFIA	ROWAN	N	Final Approval	\$66,522,400	\$500,000	-	NA	220	\$19.19	3/29/2018
	Industrial Choice Healthcare, PLLC	KSBTC	MARION	E	Final Approval	\$10,980	\$3,500	-	NA	1	\$14.00	8/25/2016
	Industrial Field Maintenance, LLC	KSBTC	FLEMING	F	Final Approval	\$28,800	\$25,000	-	NA	8	\$32.63	3/29/2018
	Industrial Field Maintenance, LLC	KSBTC	FLEMING	E	Final Approval	\$39,393	\$25,000	-	8	8	\$33.25	5/30/2019
	Industrial Field Maintenance, LLC	KSBTC	FLEMING	F	Final Approval	\$17,884	\$17,500	-	16	5	\$28.80	4/30/2020
	Industrial Park Distributors LLC	KSBTC	BOYLE	E	Final Approval	\$8,985	\$3,500	-	6	1	\$11.83	2/28/2019
Ⓢ	INFAC North America, Inc.	✓ KBI	TAYLOR	E	Final Approval	\$2,574,710	\$1,000,000	-	10	72	\$10.34	9/30/2010

	Infiltrator Water Technologies, LLC	✓ KBI	CLARK	E	Final Approval	\$67,410,493	\$1,200,000	-	227	80	\$21.73	7/30/2020
	Infiltrator Water Technologies, LLC	KEIA	CLARK	E	Final Approval	\$157,600,000	\$750,000	-	304	96	\$21.19	3/25/2021
	Infinity Design & Construction Group, Inc.	KS BTC	JEFFERSON	E	Final Approval	\$8,994	\$3,500	-	2	1	\$32.00	12/10/2015
	Information Capture Solutions LLC	KS BTC	LAUREL	E	Final Approval	\$95,178	\$14,000	-	17	4	\$20.79	10/27/2016
	Information Consultants, Inc.	KS BTC	JEFFERSON	E	Final Approval	\$54,800	\$10,500	-	4	3	\$24.03	1/26/2017
	Information Consultants, Inc.	KS BTC	JEFFERSON	E	Final Approval	\$6,446	\$3,500	-	3	1	\$15.00	12/13/2012
	Infrastructure Precast, Inc.	KS BTC	OHIO	E	Final Approval	\$83,033	\$17,500	-	21	5	\$18.70	12/9/2021
	Ingenium Solutions, LLC	KS BTC	JEFFERSON	E	Final Approval	\$19,689	\$7,000	-	4	2	\$29.00	8/30/2018
	Ingram's Water & Air Equipment LLC	KS BTC	GRAVES	E	Final Approval	\$14,856	\$14,800	-	16	5	\$16.85	12/10/2020
	Inline Automation Group, LLC dba InLine Engineers	KS BTC	JEFFERSON	E	Final Approval	\$24,278	\$10,500	-	9	3	\$41.79	2/26/2015
	Innovative Access Solutions, LLC	KS BTC	GRAYSON	E	Final Approval	\$7,154	\$7,000	-	7	2	\$22.14	12/12/2019
	Innovative Access Solutions, LLC	KS BTC	GRAYSON	E	Final Approval	\$9,049	\$3,500	-	6	1	\$11.00	12/13/2018
	Innovative Manufacturing Services, Inc.	✓ KBI	BARREN	E	Final Approval	\$710,000	\$500,000	-	3	25	\$24.97	12/8/2016
	INOAC Group North America, LLC	✓ KBI	WASHINGTON	E	Final Approval	\$8,510,784	\$1,500,000	-	258	82	\$14.41	10/30/2014
	Inplast Industries USA, LLC dba Plastikon Industries Kentucky, LLC	✓ KBI	GRAYSON	E	Final Approval	\$10,300,000	\$1,050,000	-	231	65	NA	7/25/2019
	Inside Out Design, LLC	KS BTC	FRANKLIN	E	Final Approval	\$14,710	\$3,500	-	3	1	\$15.00	6/29/2017
	Inside Out Design, LLC	KS BTC	FRANKLIN	E	Final Approval	\$20,450	\$3,500	-	2	1	\$18.27	8/25/2016
	Inside Out Design, LLC	KS BTC	FRANKLIN	E	Final Approval	\$5,375	\$3,500	-	1	1	\$17.67	12/10/2015
	Inside Out Design, LLC	KS BTC	FRANKLIN	E	Final Approval	\$25,669	\$3,500	-	4	1	\$14.00	2/7/2019
	Inside Out Design, LLC	KS BTC	FRANKLIN	E	Final Approval	\$36,250	\$3,500	-	5	1	\$14.95	12/10/2020
	Inside Out Design, LLC	KS BTC	FRANKLIN	E	Final Approval	\$24,000	\$3,500	-	6	1	\$13.00	12/9/2021
	Insight Automation, Inc.	KS BTC	BOONE	E	Final Approval	\$5,813	\$3,500	-	11	1	\$96.15	1/27/2022
	Insight Automation, Inc.	KS BTC	BOONE	E	Final Approval	\$12,955	\$10,500	-	8	3	\$67.63	5/27/2021
	Integrated Engineering, PLLC	KS BTC	FAYETTE	E	Final Approval	\$30,096	\$10,500	-	22	3	\$59.43	12/12/2019
	Integrated Engineering, PLLC	KS BTC	FAYETTE	E	Final Approval	\$7,964	\$7,000	-	20	2	\$49.05	12/13/2018
	Integrated Engineering, PLLC	KS BTC	FAYETTE	E	Final Approval	\$55,245	\$21,000	-	14	6	\$34.67	10/27/2016
	Integrated Medical Solutions, LLC	KS BTC	JEFFERSON	E	Final Approval	\$27,500	\$25,000	-	6	8	\$22.19	1/25/2018
	Integrated Medical Solutions, LLC	KS BTC	JEFFERSON	E	Final Approval	\$31,551	\$25,000	-	14	8	\$18.83	2/28/2019
	Integrated Medical Solutions, LLC	KS BTC	JEFFERSON	E	Final Approval	\$27,309	\$25,000	-	22	8	\$45.05	8/26/2021
	Integrated Metal Solutions, LLC	✓ KBI	HOPKINS	E	Final Approval	\$220,000	\$100,000	-	47	11	NA	12/8/2016
	Integrated Security Solutions, LLC	✓ KBI	JESSAMINE	E	Final Approval	\$2,025,000	\$200,000	-	10	10	NA	3/26/2015
	Integrated Sign & Graphic, Inc.	KS BTC	FAYETTE	E	Final Approval	\$138,169	\$14,000	-	33	4	\$22.73	1/25/2018
	Integrated Sign & Graphic, Inc.	KS BTC	FAYETTE	E	Final Approval	\$27,605	\$14,000	-	29	4	\$14.13	12/10/2015
	Integrity Express Logistics, LLC	✓ KBI	KENTON	N	Final Approval	\$820,000	\$200,000	-	NA	30	\$21.00	9/26/2019
	Interapt, LLC	✓ KBI	JEFFERSON	N	Final Approval	\$3,690,000	\$2,000,000	-	1	250	\$21.85	5/28/2020
	Interior Design & Architecture, Inc.	KS BTC	JEFFERSON	E	Final Approval	\$23,869	\$21,000	-	33	6	\$30.90	1/25/2018
	Interior Design & Architecture, Inc.	KS BTC	JEFFERSON	E	Final Approval	\$8,887	\$7,000	-	31	2	\$19.63	12/8/2016
	Interior Design &	KS BTC	JEFFERSON	E	Final	\$5,838	\$4,000	-	39	2	\$30.98	12/13/2018

	Architecture, Inc.				Approval								
①	International Crankshaft Inc.	✓ KBI	SCOTT	E	Final Approval	\$47,607,317	\$2,500,000	-	195	107	\$18.12	2/23/2017	
	Ironon Enterprises, LLC	KEIA	MCCRACKEN	N	Final Approval	\$45,120,000	\$250,000	-	NA	66	\$26.75	12/7/2017	
	Isaac Commercial Properties, Inc.	KS BTC	FAYETTE	E	Final Approval	\$7,351	\$7,000	-	10	2	\$23.50	12/10/2015	
	Isaac Commercial Properties, Inc.	KS BTC	FAYETTE	E	Final Approval	\$15,388	\$10,500	-	12	3	\$20.11	12/10/2020	
	ISCO Industries, Inc.	KEIA	JEFFERSON	E	Final Approval	\$3,365,410	\$40,000	-	140	12	\$19.25	12/12/2019	
①	Isopure, Corp.	✓ KBI	JEFFERSON	E	Final Approval	\$5,333,096	\$120,000	-	24	30	NA	4/25/2019	
	ISP Chemicals LLC	KEIA	MARSHALL	E	Final Approval	\$24,000,000	\$150,000	-	NA	NA	\$35.40	12/9/2021	
	IT Supply Solutions LLC	KS BTC	KENTON	E	Final Approval	\$8,997	\$3,500	-	15	1	\$19.00	12/12/2019	
①	Itsuwa KY, LLC	✓ KBI	NELSON	N	Final Approval	\$5,167,820	\$800,000	-	NA	43	NA	5/25/2017	
	J & H Meglone LLC	KS BTC	CARFER	E	Final Approval	\$9,000	\$3,500	-	6	1	\$11.00	4/28/2016	
	J Michael's Spa & Salon, LLC	KS BTC	JEFFERSON	E	Final Approval	\$11,034	\$11,000	-	11	4	\$16.87	12/7/2017	
	J Michael's Spa & Salon, LLC	KS BTC	JEFFERSON	E	Final Approval	\$10,186	\$10,100	-	15	7	\$27.73	5/31/2018	
	J. Allen Builders, Inc.	KS BTC	WARREN	E	Final Approval	\$22,867	\$3,500	-	1	1	\$22.50	9/28/2017	
	J.C. Services, LLC	KS BTC	JEFFERSON	E	Final Approval	\$18,600	\$17,500	-	11	5	\$18.70	12/12/2019	
	J.E.T. Tank Testing, Inc.	KS BTC	MARION	E	Final Approval	\$6,400	\$3,500	-	7	1	\$16.04	1/30/2020	
	J.E.T. Tank Testing, Inc.	KS BTC	MARION	E	Final Approval	\$42,337	\$3,500	-	8	1	\$16.50	12/10/2020	
①	J.M. Smucker LLC	✓ KRA	FAYETTE	E	Final Approval	\$39,324,755	\$2,000,000	-	279	NA	\$24.25	1/28/2016	
①	J.M. Smucker LLC	✓ KBI	ALLEN	E	Final Approval	\$70,000,000	\$3,500,000	-	320	80	\$16.02	6/27/2013	
①	J.M.Smucker, LLC	KREDA	ALLEN	E	Final Approval	\$16,700,000	\$2,600,000	-	288	65	\$13.50	3/31/2011	
	J2P, LLC	KS BTC	PIKE	E	Final Approval	\$49,690	\$14,000	-	7	4	\$15.75	5/31/2018	
	Jack F. Lenihan, D.M.D., P.S.C.	KS BTC	GRANT	E	Final Approval	\$5,090	\$3,500	-	4	1	\$17.00	10/25/2018	
①	Jack Henry & Associates, Inc.	✓ KBI	JEFFERSON	E	Final Approval	\$2,260,000	\$850,000	-	34	35	\$33.65	4/28/2016	
	Jack Riley Investments LLC	✓ KBI	WARREN	E	Final Approval	\$2,056,800	\$650,000	-	23	56	\$16.33	4/25/2019	
	Jack Riley Investments LLC	KS BTC	WARREN	E	Final Approval	\$8,319	\$8,300	-	NA	4	\$22.76	12/7/2017	
	Jackson Wholesale Company	KS BTC	BREATHITT	E	Final Approval	\$6,321	\$3,500	-	33	1	\$19.23	1/28/2016	
	Jacobs Group, Inc.	KS BTC	JEFFERSON	E	Final Approval	\$79,101	\$7,000	-	NA	2	\$21.47	12/8/2016	
	James C. Burris Architects LLC	KS BTC	FAYETTE	E	Final Approval	\$6,300	\$3,500	-	NA	1	\$15.41	2/22/2018	
①	James C. Burris Architects LLC	KEIA	MADISON	E	Final Approval	\$1,215,000	\$20,000	-	2	10	\$16.33	10/27/2016	
	James Pepper Distilling Co., LLC	KEIA	WOODFORD	N	Final Approval	\$3,290,000	\$50,000	-	NA	1	\$15.00	6/24/2021	
	James T. Nash Builder, Inc.	KS BTC	FAYETTE	E	Final Approval	\$45,241	\$3,500	-	7	1	\$22.50	12/10/2015	
①	Jamesbuilt, LLC dba Jamesbuilt Specialty Barge Construction	KREDA	MARSHALL	E	Final Approval	\$11,680,000	\$3,527,400	-	NA	180	\$14.94	12/11/2008	
	Janson Communications, LLC	KS BTC	BOYD	E	Final Approval	\$33,038	\$10,500	-	8	3	\$16.52	7/30/2015	
	Janson Communications, LLC	KS BTC	BOYD	E	Final Approval	\$40,450	\$3,500	-	11	1	\$15.70	2/25/2016	
	Janson Communications, LLC	KS BTC	BOYD	E	Final Approval	\$135,758	\$14,000	-	12	4	\$17.58	3/30/2017	
	Janson Communications, LLC	KS BTC	BOYD	E	Final Approval	\$41,964	\$21,000	-	24	6	\$22.18	6/30/2022	
	Janson Communications, LLC	KS BTC	BOYD	E	Final Approval	\$30,764	\$7,000	-	16	2	\$17.50	5/30/2019	
	Janson	KS BTC	BOYD	E	Final	\$31,206	\$14,000	-	20	4	\$18.38	2/25/2021	








				Approval									
Communications, LLC													
Janson Communications, LLC	KSBTC	BOYD	E	Final Approval	\$37,182	\$7,000	-	18	2	\$18.75	12/12/2019		
Jason Tanner Design, LLC	KSBTC	DAVIESS	E	Final Approval	\$7,499	\$3,500	-	7	1	\$21.63	2/28/2019		
Jason Tanner Design, LLC	KSBTC	DAVIESS	E	Final Approval	\$32,551	\$10,500	-	3	3	\$18.37	12/10/2015		
Jason Tanner Design, LLC	KSBTC	DAVIESS	E	Final Approval	\$5,987	\$3,500	-	6	1	\$24.04	12/8/2016		
Jax's Cool Convenience, LLC	KSBTC	RUSSELL	E	Final Approval	\$17,842	\$3,500	-	13	1	\$12.00	5/27/2021		
JayMasc Construction, LLC	KSBTC	MADISON	E	Final Approval	\$10,500	\$10,500	-	7	3	\$11.33	3/28/2019		
JBK, Inc.	KSBTC	LAUREL	E	Final Approval	\$48,900	\$3,500	-	9	1	\$15.50	12/10/2020		
JBR Industrial Services, LLC	KSBTC	MASON	E	Final Approval	\$18,700	\$10,500	-	13	3	\$17.17	12/10/2015		
JBR Industrial Services, LLC	KSBTC	MASON	E	Final Approval	\$15,000	\$14,000	-	9	4	\$18.25	4/30/2015		
JC Brewer Construction, Inc.	KSBTC	WARREN	E	Final Approval	\$9,905	\$9,900	-	10	3	\$16.92	4/30/2015		
JC Brewer Construction, Inc.	KSBTC	WARREN	E	Final Approval	\$5,260	\$5,200	-	13	8	\$16.16	6/27/2019		
JDR LLC	KSBTC	JEFFERSON	E	Final Approval	\$7,252	\$3,500	-	10	1	\$21.40	7/28/2022		
Jeffries Heating & Air, LLC	KSBTC	PULASKI	E	Final Approval	\$11,495	\$11,400	-	6	4	\$22.50	9/29/2022		
Jenkins-Essex Construction, Inc.	KSBTC	HARDIN	E	Final Approval	\$42,453	\$10,500	-	13	3	\$18.42	12/10/2020		
Jennmar of West Kentucky, Inc.	KREDA	HOPKINS	N	Final Approval	\$2,870,000	\$1,200,000	-	NA	45	\$12.71	6/29/2006		
Jewell Engineering and Manufacturing Company, Inc.	KSBTC	JEFFERSON	E	Final Approval	\$167,386	\$3,500	-	13	1	\$18.00	6/29/2017		
Jewell Engineering and Manufacturing Company, Inc.	KSBTC	JEFFERSON	E	Final Approval	\$87,176	\$14,000	-	14	4	\$25.46	1/28/2021		
Jill M. Luckett, DMD, PSC	KSBTC	JEFFERSON	E	Final Approval	\$11,957	\$3,500	-	3	1	\$18.00	12/10/2015		
Jim Beam Brands Co.	✓ KBI	FRANKLIN	E	Final Approval	\$28,054,800	\$6,300,000	-	259	121	\$24.89	8/30/2012		
Jim Beam Brands Co.	✓ KBI	JEFFERSON	N	Final Approval	\$4,700,000	\$2,000,000	-	NA	60	\$32.00	7/31/2014		
Jim Beam Brands Co.	KEIA	BULLITT	E	Final Approval	\$101,700,000	\$1,200,000	-	296	22	\$26.86	8/30/2018		
Jim Beam Brands Co.	KEIA	NELSON	E	Final Approval	\$63,100,000	\$600,000	-	115	20	\$26.86	8/30/2018		
Jim Beam Brands Co.	KEIA	NELSON	E	Final Approval	\$438,400,000	\$550,000	-	950	51	\$47.30	7/28/2022		
Jim McBee Heating & Air, L.L.C.	KSBTC	CALLOWAY	E	Final Approval	\$23,000	\$3,500	-	9	1	\$16.00	2/28/2013		
Jimstone, LLC	KSBTC	FRANKLIN	E	Final Approval	\$51,630	\$10,500	-	17	3	\$20.90	12/13/2018		
John F. Ruggles, Jr. Inc.	✓ KBI	WOODFORD	E	Final Approval	\$3,800,000	\$100,000	-	68	10	\$14.00	1/29/2015		
John Myers, Inc.	KSBTC	CALLOWAY	E	Final Approval	\$29,099	\$3,500	-	2	1	\$30.00	7/30/2020		
John R. Hobbs Construction Co., Inc.	KSBTC	JEFFERSON	E	Final Approval	\$42,240	\$24,500	-	11	7	\$15.86	1/25/2018		
John Renfro Supply, Inc.	KEIA	WHITLEY	N	Final Approval	\$8,497,407	\$100,000	-	21	25	\$16.00	8/25/2022		
Johnson Brothers, Incorporated	KSBTC	FLEMING	E	Final Approval	\$28,900	\$7,000	-	11	2	\$12.00	12/9/2021		
Johnson Plaster & Vinyl, Inc.	KSBTC	MCCRACKEN	E	Final Approval	\$29,934	\$14,000	-	7	4	\$19.84	12/8/2016		
Jones Business Development L.L.C.	KSBTC	GRAVES	E	Final Approval	\$25,000	\$3,500	-	2	1	\$14.94	4/25/2019		
Joseph Laratta MD Spine Surgeon, LLC	KSBTC	JEFFERSON	E	Final Approval	\$5,382	\$3,500	-	NA	1	\$15.00	12/9/2021		
Joseph T. Ryerson & Son, Inc.	KEIA	SHELBY	E	Final Approval	\$29,500,000	\$200,000	-	33	23	\$24.29			
JR Buck Industries, LLC	KSBTC	FAYETTE	E	Final Approval	\$5,081	\$5,000	-	13	2	\$15.00	12/12/2019		
JR Buck Industries, LLC	KSBTC	FAYETTE	E	Final Approval	\$108,205	\$7,000	-	9	2	\$19.25	9/29/2016		
JR Buck Industries, LLC	KSBTC	FAYETTE	E	Final Approval	\$119,990	\$7,000	-	11	2	\$16.00	10/26/2017		
JRA, Inc.	KSBTC	FAYETTE	E	Final	\$8,146	\$7,000	-	27	2	\$31.26	12/12/2019		

					Approval						
JRA, Inc.	KS BTC	FAYETTE	E	Final Approval	\$18,132	\$14,000	-	29	4	\$30.06	12/10/2020
JSB Industrial Solutions Inc.	KS BTC	LEWIS	E	Final Approval	\$13,850	\$10,500	-	1	3	\$17.83	12/10/2015
JW Rutledge Distillery, LLC	KEIA	WOODFORD	N	Final Approval	\$20,580,072	\$500,000	-	NA	47	\$26.48	1/30/2020
K. Hayes Limited	KS BTC	FAYETTE	E	Final Approval	\$11,212	\$3,500	-	10	1	\$25.87	12/10/2015
 Kalleo Technologies, LLC	KS BTC	MCCRACKEN	E	Final Approval	\$45,369	\$25,000	-	11	9	\$22.11	7/31/2014
 Karbee LLC	✓ KBI	HARDIN	N	Final Approval	\$1,040,000	\$500,000	-	2	48	\$29.00	9/27/2018
 Kayser Automotive Systems USA, LP	✓ KBI	FULTON	N	Final Approval	\$24,000,000	\$5,000,000	-	NA	121	\$17.00	8/30/2018
KBCB, LLC	✓ KBI	BOONE	N	Final Approval	\$40,000,000	\$1,250,000	-	NA	81	\$21.00	1/30/2020
 KCF Station 1, LLC	IEIA	JEFFERSON	N	Final Approval	\$2,435,070	\$500,000	-	NA	NA	NA	1/30/2014
 KECH, Inc.	✓ KBI	WHITLEY	N	Final Approval	\$634,600	\$350,000	-	NA	35	\$10.89	4/25/2019
KEEN, Inc.	✓ KBI	BULLITT	N	Final Approval	\$18,617,363	\$1,000,000	-	NA	83	\$17.07	10/25/2018
Kellogg USA, LLC	✓ KRA	PIKE	E	Final Approval	\$15,577,626	\$2,000,000	-	355	NA	\$22.00	6/29/2017
Kendor Wood, Inc.	KS BTC	GRAVES	E	Final Approval	\$5,588	\$3,500	-	36	1	\$13.75	8/25/2016
Kendor Wood, Inc.	KS BTC	GRAVES	E	Final Approval	\$5,000	\$3,500	-	37	1	\$14.25	5/30/2019
Kentuckiana Curb Company, Inc.	KEIA	SHELBY	N	Final Approval	\$60,000,000	\$500,000	-	NA	700	\$23.00	
Kentuckiana Curb Company, Inc.	✓ KBI	JEFFERSON	N	Final Approval	\$24,500,000	\$2,500,000	-	288	135	\$22.60	9/26/2019
 Kentuckiana Curb Company, Inc.	✓ KBI	JEFFERSON	E	Final Approval	\$3,330,000	\$1,825,000	-	70	85	\$20.80	2/28/2013
Kentuckiana Electrical Services, LLC	KS BTC	JEFFERSON	E	Final Approval	\$21,500	\$17,500	-	9	5	\$22.89	3/29/2018
Kentuckiana Electrical Services, LLC	KS BTC	BULLITT	E	Final Approval	\$40,850	\$25,000	-	14	8	\$23.97	6/25/2020
 Kentuckiana Foam, Inc.	KS BTC	JEFFERSON	E	Final Approval	\$14,524	\$7,000	-	37	2	\$24.86	7/30/2015
Kentucky Automotive Incorporated	KS BTC	MONTGOMERY	E	Final Approval	\$6,061	\$3,500	-	8	1	\$20.00	5/25/2017
Kentucky American Seeds, LLC	KS BTC	CHRISTIAN	E	Final Approval	\$79,192	\$25,000	-	10	8	\$39.06	1/28/2021
 Kentucky Building Systems, LLC	KEIA	DAVIESS	E	Final Approval	\$3,000,000	\$25,000	-	28	20	\$21.00	7/30/2015
Kentucky Cardiology, PLLC	KS BTC	FAYETTE	E	Final Approval	\$53,124	\$14,000	-	27	4	\$18.50	5/28/2015
 Kentucky Chrome Works, LLC	KIDA	HART	N	Final Approval	\$2,650,000	\$750,000	-	NA	80	\$12.97	2/23/2012
Kentucky Cooperage LP, Ltd.	KEIA	MARION	E	Final Approval	\$4,125,000	\$150,000	-	2	14	\$16.00	1/27/2022
Kentucky Downs, LLC	KEIA	SIMPSON	E	Final Approval	\$36,359,225	\$200,000	-	200	40	\$13.27	10/31/2019
Kentucky Entrepreneurship Education Network, Inc. (KEENStart)	IHP	FRANKLIN	E	Final Approval	\$865,400	\$265,000	-	NA	NA	NA	5/30/2019
Kentucky for Kentucky LLC	KS BTC	FAYETTE	E	Final Approval	\$13,135	\$13,100	-	3	4	\$21.90	10/31/2019
 Kentucky Fresh Harvest, LLC	KEIA	LINCOLN	N	Final Approval	\$10,710,000	\$190,000	-	NA	75	\$10.90	3/31/2016
 Kentucky Green Harvest LLC	KEIA	LINCOLN	N	Final Approval	\$10,710,000	\$190,000	-	NA	75	\$10.90	12/8/2016
Kentucky Industrial Hemp, LLC dba Ecofibre Kentucky	✓ KBI	SCOTT	N	Final Approval	\$14,927,481	\$250,000	-	32	30	\$25.00	3/31/2022
Kentucky Industrial Hemp, LLC dba Ecofibre Kentucky	KEIA	SCOTT	N	Final Approval	\$5,660,000	\$50,000	-	NA	30	\$25.00	2/28/2019
Kentucky Machinery Company, LLC	KS BTC	MADISON	E	Final Approval	\$43,500	\$3,500	-	5	1	\$11.50	12/12/2019
Kentucky Machinery Company, LLC	KS BTC	MADISON	E	Final Approval	\$28,019	\$7,000	-	6	2	\$25.38	12/10/2020
Kentucky Machinery Company, LLC	KS BTC	MADISON	E	Final Approval	\$171,600	\$3,500	-	8	1	\$36.00	12/9/2021








	Kentucky Machinery Company, LLC	KSBTC	MADISON	E	Final Approval	\$36,610	\$3,500	-	3	1	\$28.85	12/8/2016
	Kentucky Machinery Company, LLC	KSBTC	MADISON	E	Final Approval	\$24,000	\$3,500	-	4	1	\$14.50	12/7/2017
①	Kentucky Owl, LLC	KEIA	NELSON	N	Final Approval	\$149,750,000	\$1,200,000	-	NA	77	\$20.00	10/26/2017
	Kentucky Skin Cancer Center, PLLC	KSBTC	WARREN	E	Final Approval	\$47,405	\$10,500	-	NA	3	\$21.67	12/12/2019
	Kerr Office Group, Inc.	KSBTC	HARDIN	E	Final Approval	\$25,825	\$21,000	-	39	6	\$19.89	4/27/2017
	Kerrick Bachert PSC	KSBTC	WARREN	E	Final Approval	\$6,243	\$6,200	-	26	2	\$17.50	1/28/2016
	Kertis Creative, LLC	KSBTC	JEFFERSON	E	Final Approval	\$11,689	\$10,500	-	7	3	\$17.72	12/10/2015
	Kertis Creative, LLC	KSBTC	JEFFERSON	E	Final Approval	\$6,080	\$3,500	-	10	1	\$19.23	12/8/2016
	Kertis Creative, LLC	KSBTC	JEFFERSON	E	Final Approval	\$24,865	\$14,000	-	11	4	\$17.07	12/7/2017
	Kertis Creative, LLC	KSBTC	JEFFERSON	E	Final Approval	\$18,247	\$17,500	-	20	5	\$23.03	12/12/2019
	Kertis Creative, LLC	KSBTC	JEFFERSON	E	Final Approval	\$28,747	\$17,500	-	15	5	\$19.02	12/13/2018
	Key Investment Solutions, Inc.	KSBTC	FAYETTE	E	Final Approval	\$15,080	\$14,000	-	1	4	\$72.72	12/10/2020
	Key Source Properties LLC	KSBTC	JEFFERSON	E	Final Approval	\$18,500	\$14,000	-	NA	4	\$19.38	2/27/2020
	KFI Furniture, LLC	KSBTC	JEFFERSON	E	Final Approval	\$101,920	\$14,000	-	40	4	\$27.21	12/13/2018
①	Kimball Furniture Group LLC d/b/a National Office Furniture - Fordsville	✓ KRA	OHIO	E	Final Approval	\$4,529,565	\$615,000	-	203	NA	\$15.31	7/26/2012
①	Kimball Furniture Group, LLC	✓ KBI	OHIO	E	Final Approval	\$318,015	\$300,000	-	172	42	\$15.15	9/28/2017
	Kimberly-Clark Corporation	KEIA	DAVIESS	E	Final Approval	\$19,000,000	\$200,000	-	338	NA	NA	12/12/2019
	Kimberly-Clark Corporation	KEIA	DAVIESS	E	Final Approval	\$110,000,000	\$350,000	-	337	42	\$31.80	12/9/2021
	Kinectrics AES Inc.	KEIA	JEFFERSON	E	Final Approval	\$11,400,781	\$100,000	-	5	13	\$24.54	3/31/2022
	Kinemetrix Industrial Design, Inc.	KSBTC	FAYETTE	E	Final Approval	\$18,602	\$10,500	-	19	3	\$41.67	12/12/2019
	Kinemetrix Industrial Design, Inc.	KSBTC	FAYETTE	E	Final Approval	\$34,900	\$7,000	-	17	2	\$41.35	10/31/2019
	Kinemetrix Industrial Design, Inc.	KSBTC	FAYETTE	E	Final Approval	\$7,200	\$3,500	-	16	1	\$25.00	6/28/2018
	Kinemetrix Industrial Design, Inc.	KSBTC	FAYETTE	E	Final Approval	\$28,977	\$7,000	-	14	2	\$18.00	6/30/2016
	Kinemetrix Industrial Design, Inc.	KSBTC	FAYETTE	E	Final Approval	\$11,245	\$7,000	-	12	2	\$34.50	1/28/2016
	Kinkead & Stolz, PLLC	KSBTC	FAYETTE	E	Final Approval	\$8,202	\$3,500	-	14	1	\$28.85	12/7/2017
	Kinkead & Stolz, PLLC	KSBTC	FAYETTE	E	Final Approval	\$8,762	\$7,000	-	15	2	\$25.52	12/13/2018
	Kinkead & Stolz, PLLC	KSBTC	FAYETTE	F	Final Approval	\$7,754	\$7,000	-	17	2	\$25.50	12/12/2019
	Kinser & Kinser, Inc.	KSBTC	OLDHAM	E	Final Approval	\$27,196	\$14,000	-	41	4	\$14.86	2/23/2017
	Kiper Hibbard LLC	KSBTC	BULLITT	F	Final Approval	\$60,385	\$21,000	-	6	6	\$20.64	6/27/2019
	Kloockner Metals Corporation	KEIA	MEADE	N	Final Approval	\$26,975,000	\$100,000	-	NA	39	\$26.96	3/31/2022
	KMG Fabrication, Inc.	✓ KBI	BULLITT	N	Final Approval	\$40,000,000	\$8,500,000	-	NA	550	\$18.04	10/31/2019
	Knox Professional Pharmacy, Inc.	KSBTC	KNOX	E	Final Approval	\$6,105	\$3,500	-	1	1	\$15.50	12/10/2020
①	Kobe Aluminum Automotive Products LLC	✓ KBI	WARREN	E	Final Approval	\$51,327,000	\$2,000,000	-	493	129	\$20.00	4/27/2017
①	Kobe Aluminum Automotive Products LLC	✓ KBI	WARREN	E	Final Approval	\$55,000,000	\$2,700,000	-	371	112	\$19.00	10/25/2018
①	Kobe Aluminum Automotive Products, LLC	✓ KBI	WARREN	E	Final Approval	\$78,300,000	\$2,500,000	-	183	121	\$15.14	4/30/2015
①	Kobelco Aluminum Products & Extrusions Inc.	✓ KBI	WARREN	N	Final Approval	\$95,200,000	\$4,500,000	-	NA	220	\$19.00	4/25/2019
	Koetter Spirits, LLC	KEIA	SHELBY		Final Approval	\$44,000,000	\$300,000	-	NA	20	\$32.50	
①	Koroseal Interior Products, LLC	✓ KBI	JEFFERSON	E	Final Approval	\$18,333,000	\$2,500,000	-	71	104	\$17.53	12/10/2015

⓪	KOWA Kentucky, Inc.	✓ KBI	KNOX	N	Final Approval	\$8,251,400	\$600,000	-	NA	30	\$15.42	9/27/2018
	Kriz, Jenkins, Prewitt & Jones, P.S.C.	KSBTC	FAYETTE	E	Final Approval	\$5,908	\$3,500	-	9	1	\$20.19	12/10/2015
⓪	Kroger Limited Partnership I & Affiliate Kroger Limited Partnership II, dba Country Oven Bakery	✓ KBI	WARREN	E	Final Approval	\$25,474,000	\$950,000	-	450	39	\$18.59	12/13/2012
	Kruger Packaging (USA) LLC	EDB	HARDIN	N	Final Approval	\$114,230,777	-	\$100,000	NA	147	NA	2/24/2022
	Kruger Packaging (USA) LLC	KEIA	HARDIN	N	Final Approval	\$114,230,777	\$1,580,000	-	NA	147	\$24.00	5/27/2021
	KWH Venture, LLC	KEIA	HARDIN	N	Final Approval	\$71,931,000	\$150,000	-	NA	60	\$28.24	4/28/2022
	KY Hearing Clinic, LLC	KSBTC	JEFFERSON	E	Final Approval	\$7,996	\$3,500	-	1	1	\$27.00	10/31/2019
	KY Hearing Clinic, LLC	KSBTC	JEFFERSON	E	Final Approval	\$5,303	\$3,500	-	NA	1	\$15.50	6/28/2018
	KyFab, LLC	KSBTC	GRAVES	E	Final Approval	\$43,550	\$25,000	-	14	8	\$15.81	12/8/2016
⓪	L'Oreal USA Products, Inc.	✓ KBI	KENTON	E	Final Approval	\$42,100,000	\$5,000,000	-	167	211	\$25.47	9/28/2017
	L. A. Miller, CPA, P.S.C.	KSBTC	MCCRACKEN	E	Final Approval	\$7,995	\$3,500	-	8	1	\$12.50	12/8/2016
	L. A. Miller, CPA, P.S.C.	KSBTC	MCCRACKEN	E	Final Approval	\$8,000	\$3,500	-	7	1	\$11.76	12/10/2015
	Laise Packaging, LLC	KSBTC	JEFFERSON	E	Final Approval	\$40,443	\$3,500	-	2	1	\$15.38	9/27/2018
	Lakeshore Equipment Company dba Lakeshore Learning Company	EDB	WOODFORD	N	Final Approval	\$49,240,579	-	\$1,350,000	NA	262	NA	10/27/2016
	Lakeshore Equipment Company dba Lakeshore Learning Materials	KEIA	WOODFORD	N	Final Approval	\$27,570,400	\$650,000	-	NA	100	\$17.00	8/29/2019
	Lakeshore Equipment Company dba Lakeshore Learning Materials	KEIA	WOODFORD	E	Final Approval	\$2,925,450	\$100,000	-	193	NA	NA	8/29/2019
	Lakeshore Learning Materials, LLC	✓ KBI	WOODFORD	N	Final Approval	\$28,175,357	\$1,150,000	-	NA	100	\$17.00	7/28/2022
	Lakestone Enterprises, Inc.	KSBTC	SPENCER	E	Final Approval	\$28,635	\$24,500	-	11	7	\$14.29	10/28/2021
	Lance S. Ferguson, M.D., P.S.C.	KSBTC	FAYETTE	E	Final Approval	\$34,011	\$17,500	-	26	5	\$17.72	9/27/2018
	Lance S. Ferguson, M.D., P.S.C.	KSBTC	FAYETTE	E	Final Approval	\$6,681	\$3,500	-	18	1	\$14.04	12/8/2016
	Lance S. Ferguson, M.D., P.S.C.	KSBTC	FAYETTE	E	Final Approval	\$38,754	\$24,500	-	19	7	\$17.53	12/7/2017
	Lance S. Ferguson, M.D., P.S.C.	KSBTC	FAYETTE	E	Final Approval	\$13,277	\$10,500	-	15	3	\$15.31	12/10/2015
⓪	Land O'Frost, Inc.	KREDA	HOPKINS	N	Final Approval	\$49,000,000	\$20,000,000	-	NA	500	\$11.63	6/29/2006
	Landworx, LLC	KSBTC	BOONE	E	Final Approval	\$70,000	\$10,500	-	5	3	\$29.38	7/30/2020
	Landworx, LLC	KSBTC	BOONE	E	Final Approval	\$206,833	\$17,500	-	8	5	\$27.11	12/9/2021
	Laswell Electric Company, Inc.	KSBTC	JEFFERSON	E	Final Approval	\$22,846	\$10,500	-	8	3	\$25.77	12/12/2019
	Laswell Electric Company, Inc.	KSBTC	JEFFERSON	E	Final Approval	\$17,283	\$7,000	-	5	2	\$15.49	9/27/2018
	Laswell Electric Company, Inc.	KSBTC	JEFFERSON	E	Final Approval	\$18,417	\$3,500	-	7	1	\$34.51	2/7/2019
⓪	Lebanon Power & Apparatus Company, Inc.	✓ KBI	MARION	E	Final Approval	\$1,351,000	\$700,000	-	20	32	\$15.00	4/27/2017
	Lee's Ford Dock, Inc.	KSBTC	PULASKI	E	Final Approval	\$26,831	\$7,000	-	19	2	\$18.27	12/10/2015
	Legacy Financial, LLC	KSBTC	FAYETTE	E	Final Approval	\$7,790	\$7,000	-	5	2	\$41.25	12/8/2016
	Legacy Financial, LLC	KSBTC	FAYETTE	E	Final Approval	\$67,500	\$7,000	-	7	2	\$30.46	12/7/2017
	Legion Logistics, LLC	KSBTC	CAMPBELL	E	Final Approval	\$5,753	\$3,500	-	16	1	\$21.63	3/31/2022
	LeMistral, Inc.	KSBTC	JEFFERSON	E	Final Approval	\$18,577	\$18,500	-	NA	6	\$15.23	8/27/2015
	Levi Stauss & Co.	KEIA	KENTON	N	Final Approval	\$48,049,339	\$900,000	-	NA	300	NA	1/27/2022
	Levy Environmental	KEIA	MEADE	N	Final	\$32,000,000	\$100,000	-	NA	71	\$25.22	1/27/2022

Services Company				Approval							
Lexar Laboratories & Analysis, L.L.C	KSBTC	FAYETTE	E	Final Approval	\$266,364	\$25,000	-	3	8	\$15.06	1/25/2018
Lexington Behavioral Medicine, PLLC	KSBTC	FAYETTE	E	Final Approval	\$5,001	\$3,500	-	2	1	\$28.26	12/12/2019
Lexington Podiatry, PSC	KSBTC	FAYETTE	E	Final Approval	\$24,000	\$10,500	-	27	3	\$13.98	8/27/2020
Lexington Podiatry, PSC	KSBTC	FAYETTE	E	Final Approval	\$31,000	\$10,500	-	24	3	\$13.71	9/26/2019
Lexington Podiatry, PSC	KSBTC	FAYETTE	E	Final Approval	\$17,821	\$17,500	-	19	5	\$28.02	10/25/2018
Lexington Podiatry, PSC	KSBTC	FAYETTE	E	Final Approval	\$24,990	\$7,000	-	30	2	\$15.94	10/28/2021
Lexington Podiatry, PSC	KSBTC	FAYETTE	E	Final Approval	\$7,339	\$7,300	-	16	3	\$13.23	8/31/2017
Lexington-Fayette Urban County Government / Lexington Festival Market / Lexington Fin. Ctr Garage / Central Parking System	EDB	FAYETTE		Final Approval	NA	-	\$7,324,000	NA	NA	NA	6/30/1980
Lexington-Fayette Urban County Government / Vine Street Project / MCV Venture	EEDB	FAYETTE		Final Approval	NA	-	\$5,500,000	NA	NA	NA	6/3/1980
Lexmark International Inc.	KEIA	FAYETTE	E	Final Approval	\$4,085,000	\$200,000	-	1,250	NA	NA	3/31/2022
Lexwindows, LLC	KSBTC	FAYETTE	E	Final Approval	\$31,000	\$10,500	-	7	3	\$12.50	6/24/2021
LGC Science, Inc. (fka HFL Sport Science, Inc.)	✓ KBI	FAYETTE	N	Final Approval	\$4,163,000	\$800,000	-	NA	48	\$19.31	2/24/2011
Liberty Ranch Rehabilitation Center, LLC	KSHTC	CASEY	E	Final Approval	\$7,712	\$7,000	-	NA	2	\$15.31	12/13/2018
Liberty Ranch Rehabilitation Center, LLC	KSBTC	CASEY	E	Final Approval	\$6,363	\$6,300	-	11	2	\$22.55	12/12/2019
Life Safety Services, LLC	✓ KBI	JEFFERSON	E	Final Approval	\$3,097,955	\$922,698	-	35	80	\$19.53	3/30/2017
Lile Plumbing L.L.C.	KSHTC	FAYETTE	E	Final Approval	\$12,200	\$3,500	-	1	1	\$13.04	7/30/2015
LINAK U.S. Inc.	✓ KBI	JEFFERSON	E	Final Approval	\$2,945,000	\$300,000	-	120	30	\$16.23	3/26/2015
LINAK U.S. Inc.	✓ KBI	JEFFERSON	E	Final Approval	\$32,727,000	\$3,500,000	-	250	413	\$21.47	12/13/2018
Lincoln Manufacturing USA, LLC	✓ KBI	LINCOLN	E	Final Approval	\$1,963,107	\$375,000	-	104	40	\$11.31	12/7/2017
Lindsay Pizza, Inc.	KSBTC	BOONE	E	Final Approval	\$55,000	\$3,500	-	NA	1	\$26.92	6/27/2019
Lion First Responder PPE, Inc	✓ KBI	LEE	N	Final Approval	\$1,237,000	\$850,000	-	NA	75	\$16.49	2/24/2022
Little Links to Learning, LLC	KSBTC	KENTON	E	Final Approval	\$14,087	\$14,000	-	28	4	\$13.94	5/27/2021
Little Links to Learning, LLC	KSBTC	KENTON	E	Final Approval	\$25,110	\$24,500	-	21	7	\$13.79	4/30/2020
Local Termite & Pest Control Company	KSBTC	WASHINGTON	E	Final Approval	\$16,500	\$3,500	-	7	1	\$19.01	5/30/2019
Lock 12 Hydro Partners, LLC	IEIA	ESTILL	N	Final Approval	\$7,800,000	\$250,000	-	NA	NA	NA	8/31/2017
Lock 14 Hydro Partners, LLC	IEIA	LEE	N	Final Approval	\$7,800,000	\$250,000	-	NA	NA	NA	9/26/2019
Lockheed Martin Corporation	✓ KBI	FAYETTE	E	Final Approval	\$15,000,000	\$10,800,000	-	1,009	391	\$19.03	10/31/2013
Lockshield Partners, Inc.	KSBTC	BARREN	E	Final Approval	\$5,208	\$3,500	-	3	1	\$15.00	2/28/2019
Log Still Distilling, LLC	KEIA	NELSON	N	Final Approval	\$9,000,000	\$100,000	-	NA	20	\$20.25	5/30/2019
Log Still Distilling, LLC	KEIA	NELSON	E	Final Approval	\$24,028,550	\$500,000	-	8	53	\$14.00	3/25/2021
Logan Aluminum Inc.	KEIA	LOGAN		Final Approval	\$249,800,000	\$1,000,000	-	1,403	65	\$28.05	7/28/2022
Logan Aluminum Inc.	✓ KBI	LOGAN	E	Final Approval	\$282,625,000	\$5,200,000	-	1,027	188	\$36.00	3/28/2019
Logan Bethel Veterinary Services, LLC	KSBTC	LOGAN	E	Final Approval	\$27,455	\$14,000	-	NA	4	\$18.63	12/7/2017
Logan Corporation	✓ KBI	MAGOFFIN	N	Final Approval	\$2,600,000	\$1,912,421	-	43	70	\$15.00	9/28/2017















	Logan Corporation	KEDEA	MAGOFFIN	E	Final Approval	\$1,400,000	-	\$1,100,000	NA	NA	NA	6/30/2016
	Logan Corporation	KEIA	MAGOFFIN	E	Final Approval	\$1,230,000	\$20,000	-	74	10	\$15.25	1/30/2020
	Logan Industrial Development Authority, Inc.	EDB	LOGAN	N	Final Approval	\$1,461,763	-	\$335,361	NA	600	NA	10/28/2021
	Lohmiller Enterprises LLC	KSBTC	BOONE	E	Final Approval	\$5,318	\$3,500	-	NA	1	\$19.77	1/29/2015
	Lone Oak Chiropractic, P.S.C.	KSBTC	MCCRACKEN	E	Final Approval	\$36,900	\$17,500	-	17	5	\$15.60	8/27/2015
	Long Construction Management LLC	KSBTC	FAYETTE	E	Final Approval	\$9,819	\$7,000	-	3	2	\$30.00	12/7/2017
	Long John Silver's LLC	✓ KBI	JEFFERSON	N	Final Approval	\$3,812,500	\$1,500,000	-	NA	60	\$49.08	12/13/2012
	Lotte Aluminum Materials USA LLC	KEIA	HARDIN	N	Final Approval	\$238,734,498	\$1,000,000	-	NA	122	\$20.30	
	Louisville Alzheimer's Investors, LLC	KSBTC	JEFFERSON	E	Final Approval	\$26,687	\$24,500	-	7	7	\$23.05	7/26/2018
	Louisville and Jefferson County Riverport Authority	EDB	JEFFERSON	E	Final Approval	\$3,800,000	-	\$500,000	NA	NA	NA	6/25/2020
	Louisville Bioscience, Inc.	HTP	JEFFERSON	N	Final Approval	\$500,000	\$250,000	-	1	18	\$33.65	10/29/2009
	Louisville Cabinets and Countertops LLC	KSBTC	OLDHAM	E	Final Approval	\$8,750	\$7,000	-	2	2	\$18.00	12/7/2017
	Louisville Distilling Company, LLC	✓ KBI	JEFFERSON	N	Final Approval	\$27,000,001	\$1,100,000	-	NA	60	\$21.19	8/31/2017
	Louisville Distilling Company, LLC	KEIA	JEFFERSON	E	Final Approval	\$6,500,000	\$100,000	-	22	15	\$18.26	10/29/2020
	Louisville Esthetics, LLC	KSBTC	JEFFERSON	E	Final Approval	\$26,000	\$3,500	-	2	1	\$20.67	5/30/2019
	Louisville Esthetics, LLC	KSBTC	JEFFERSON	E	Final Approval	\$5,469	\$3,500	-	1	1	\$29.00	1/28/2016
	Louisville Eye Center, PLLC	KSBTC	JEFFERSON	E	Final Approval	\$52,500	\$25,000	-	NA	8	\$18.78	1/25/2018
	Louisville Geek LLC	KSBTC	JEFFERSON	E	Final Approval	\$8,786	\$7,000	-	26	2	\$21.40	3/31/2016
	Louisville Geek LLC	KSBTC	JEFFERSON	E	Final Approval	\$11,513	\$10,500	-	23	3	\$19.33	12/11/2014
	Louisville Medical Investors, LLC	KSBTC	JEFFERSON	E	Final Approval	\$8,054	\$8,000	-	11	8	\$17.07	12/7/2017
	Louisville Panels, LLC	KSBTC	JEFFERSON	E	Final Approval	\$12,000	\$3,500	-	13	1	\$28.00	5/26/2022
	Louisville Regional Airlift Development, Inc. (thru Louisville/Jefferson County Metro Government)	KEDEA	JEFFERSON	N	Final Approval	\$3,990,000	-	\$1,330,000	NA	NA	NA	7/27/2017
	Louisville Vegan Jerky Co. L.L.C.	KEIA	JEFFERSON	N	Final Approval	\$5,000,000	\$42,000	-	35	15	\$15.00	12/10/2020
	LoVo Systems, Inc.	KSBTC	FAYETTE	E	Final Approval	\$27,145	\$3,500	-	18	1	\$18.00	12/13/2018
	LoVo Systems, Inc.	KSBTC	FAYETTE	E	Final Approval	\$26,654	\$10,500	-	15	3	\$26.72	10/26/2017
	LoVo Systems, Inc.	KSBTC	FAYETTE	E	Final Approval	\$25,692	\$14,000	-	11	4	\$16.38	12/8/2016
	Lowell King Insurance Service LLC	KSBTC	CARLISLE	E	Final Approval	\$6,330	\$3,500	-	1	1	\$10.96	2/25/2016
	LPR Automation LLC	KSBTC	WARREN	E	Final Approval	\$9,282	\$7,000	-	1	2	\$40.75	12/13/2018
	LSI Kentucky LLC	✓ KBI	KENTON	E	Final Approval	\$749,504	\$110,000	-	47	22	\$15.00	3/31/2022
	Lubrizol Advanced Materials, Inc.	✓ KRA	MARSHALL	E	Final Approval	\$48,261,094	\$3,000,000	-	79	NA	\$30.62	12/13/2012
	Lud. Row Distillers LLC	KEIA	NELSON	E	Final Approval	\$10,814,592	\$150,000	-	28	6	\$21.13	9/24/2020
	Lynx Labeling, Inc.	✓ KBI	BARREN	N	Final Approval	\$1,751,230	\$125,000	-	7	10	\$14.00	12/9/2021
	M & A Plumbing, Electrical & HVAC LLC	KSBTC	MARION	E	Final Approval	\$11,000	\$7,000	-	4	2	\$14.19	12/10/2015
	M & M Decorating LLC	KSBTC	MCCRACKEN	E	Final Approval	\$18,990	\$7,000	-	17	2	\$13.25	3/28/2019
	M&M Canning Co. Inc.	✓ KBI	JEFFERSON	E	Final Approval	\$7,550,000	\$850,000	-	175	90	NA	7/28/2016

	M&M Services Co., Inc.	KSBTC	MONTGOMERY	E	Final Approval	\$59,254	\$17,500	-	29	5	\$14.30	3/31/2016
	M.P. Kelly Design & Construction Services, LLC	KSBTC	MADISON	E	Final Approval	\$9,985	\$7,000	-	5	2	\$25.70	3/25/2021
	Mach III Clutch, Inc.	KSBTC	BOONE	E	Final Approval	\$100,900	\$7,000	-	6	2	\$15.83	5/26/2016
①	Mach III Clutch, Inc.	KSBTC	BOONE	E	Final Approval	\$6,610	\$3,500	-	5	1	\$12.50	12/13/2012
	Machine and Components Industries, Inc.	KSBTC	JEFFERSON	F	Final Approval	\$84,900	\$14,000	-	4	4	\$22.10	4/27/2017
	Machine and Components Industries, Inc.	KSBTC	JEFFERSON	E	Final Approval	\$280,000	\$14,000	-	8	4	\$29.48	8/26/2021
	Machine Time L.L.C.	KSBTC	JESSAMINE	E	Final Approval	\$39,500	\$3,500	-	6	1	\$31.25	12/10/2020
	Machmer Hall Thoroughbreds, LLC	KSBTC	BOURBON	E	Final Approval	\$7,250	\$7,000	-	18	2	\$14.96	12/8/2016
①	Magna Seating of America, Inc. dba Louisville Seating	✓ KBI	BULLITT	E	Final Approval	\$12,686,650	\$2,000,000	-	518	170	\$17.63	6/29/2017
	Maile Custom Builders, Inc.	KSBTC	KENTON	E	Final Approval	\$51,243	\$3,500	-	12	1	\$21.00	3/26/2020
	Maile Custom Builders, Inc.	KSBTC	KENTON	E	Final Approval	\$28,499	\$7,000	-	13	2	\$21.79	4/29/2021
	Maile Custom Builders, Inc.	KSBTC	KENTON	E	Final Approval	\$82,101	\$3,500	-	15	1	\$17.32	6/30/2022
	Mainstream, Inc.	KSBTC	BULLITT	E	Final Approval	\$46,949	\$7,000	-	10	2	\$24.29	12/13/2018
	Mainstream, Inc.	KSBTC	BULLITT	F	Final Approval	\$46,963	\$14,000	-	6	4	\$25.00	12/7/2017
①	Mainstream, Inc.	KSBTC	BULLITT	E	Final Approval	\$39,606	\$3,500	-	5	1	\$20.94	2/27/2014
	Major Holdings LLC	KSBTC	JEFFERSON	E	Final Approval	\$6,926	\$6,900	-	NA	2	\$25.24	8/26/2021
	Maker's Mark Distillery, Inc.	KEIA	MARION	E	Final Approval	\$30,000,000	\$400,000	-	226	12	\$28.50	1/30/2020
①	Maker's Mark Distillery, Inc.	✓ KBI	MARION	E	Final Approval	\$70,966,300	\$4,250,000	-	112	30	\$23.44	8/25/2016
①	Maker's Mark Distillery, Inc.	KEIA	MARION	E	Final Approval	\$31,200,000	\$500,000	-	174	12	\$27.54	1/25/2018
	MakeTime Inc.	KSBTC	FAYETTE	E	Final Approval	\$29,234	\$75,000	-	2	8	\$40.26	12/8/2016
	MakeTime Inc.	KSBTC	FAYETTE	E	Final Approval	\$8,327	\$7,000	-	NA	2	\$51.00	12/10/2015
①	MakeTime, Inc.	IITP	FAYETTE	E	Final Approval	\$2,000,000	\$500,000	-	NA	NA	NA	6/30/2016
	Manoochehr Mazloomdoost, P.S.C.	KSBTC	FAYETTE	E	Final Approval	\$22,700	\$17,500	-	10	5	\$18.80	12/7/2017
	MAP Enterprises Inc.	KSBTC	GRAVES	F	Final Approval	\$11,383	\$10,500	-	23	3	\$14.42	12/7/2017
	Map Enterprises Inc.	KSBTC	GRAVES	E	Final Approval	\$8,369	\$7,000	-	21	2	\$15.38	2/23/2017
	Map Enterprises Inc.	KSBTC	GRAVES	F	Final Approval	\$11,988	\$7,000	-	19	2	\$19.54	3/31/2016
	Map Enterprises Inc.	KSBTC	GRAVES	E	Final Approval	\$24,414	\$21,000	-	34	6	\$13.25	4/30/2020
	Map Enterprises Inc.	KSBTC	GRAVES	E	Final Approval	\$25,368	\$25,000	-	26	8	\$19.62	5/30/2019
	Marion County Industrial Foundation	KEDEFA	MARION	N	Final Approval	\$1,800,000	-	\$1,800,000	NA	NA	NA	9/30/1999
	Marion County Industrial Foundation, Inc.	EDB	MARION	E	Final Approval	\$396,378	-	\$198,189	NA	NA	NA	5/28/2020
	Mark R. Collett, P.S.C.	KSBTC	KENTON	E	Final Approval	\$22,900	\$3,500	-	6	1	\$18.00	8/26/2021
	Marrillia Interests, LLC	KSBTC	FAYETTE	E	Final Approval	\$45,000	\$7,000	-	23	2	\$31.79	12/9/2021
	Marrillia Interests, LLC	KSBTC	FAYETTE	E	Final Approval	\$24,859	\$10,500	-	17	3	\$35.02	12/12/2019
	Marrillia Interests, LLC	KSBTC	FAYETTE	F	Final Approval	\$28,227	\$10,500	-	20	3	\$33.58	12/10/2020
	Marrillia Interests, LLC	KSBTC	FAYETTE	E	Final Approval	\$11,092	\$10,500	-	14	3	\$31.81	12/13/2018
	Marrillia Interests, LLC	KSBTC	FAYETTE	E	Final Approval	\$36,257	\$14,000	-	10	4	\$29.54	12/8/2016
	Marrillia Interests, LLC dba Marrillia Design and Construction	KSBTC	FAYETTE	E	Final Approval	\$34,355	\$14,000	-	6	4	\$24.00	9/24/2015













Marrillia Interests, LLC dba Marrillia Design and Construction	KSBTC	FAYETTE	E	Final Approval	\$15,856	\$10,500	-	3	3	\$25.58	10/30/2014
Marshall County Industrial Development Authority	EDB	MARSHALL	N	Final Approval	\$570,482	-	\$285,241	NA	NA	NA	9/30/2021
Marshall County Soil Improvement Association	KSBTC	MARSHALL	E	Final Approval	\$52,500	\$3,500	-	7	1	\$14.50	6/29/2017
Marshall Fitness, LLC	KSBTC	MARSHALL	E	Final Approval	\$46,904	\$3,500	-	NA	1	\$12.00	4/25/2019
Martin County Solar Project, LLC	KEIA	JEFFERSON	N	Final Approval	\$65,634,898	\$600,000	-	NA	NA	NA	12/9/2021
 Martinrea Heavy Stampings, Inc.	✓ KBI	SHELBY	E	Final Approval	\$23,626,000	\$10,000,000	-	207	702	\$17.28	2/28/2013
 Martinrea Hopkinsville LLC	✓ KRA	CHRISTIAN	E	Final Approval	\$13,860,780	\$5,000,000	-	433	NA	\$16.60	9/26/2013
Martinrea Hopkinsville, LLC	KEIA	CHRISTIAN	E	Final Approval	\$31,174,000	\$100,000	-	498	33	\$22.06	8/26/2021
Mather & Co., CPAS, LLC	KSBTC	JEFFERSON	E	Final Approval	\$22,564	\$21,000	-	11	6	\$28.54	8/31/2017
Max M. Downey, O.D., P.S.C.	KSBTC	ADAIR	E	Final Approval	\$10,995	\$3,500	-	8	1	\$12.00	4/26/2018
 Maxmi Crane Works, L.P.	✓ KBI	CAMPBELL	E	Final Approval	\$4,710,000	\$2,000,000	-	49	100	\$55.00	6/28/2018
Maximum Transportation, Inc.	KSBTC	HARDIN	E	Final Approval	\$25,400	\$14,000	-	25	4	\$18.00	6/24/2021
Mayfield Consumer Products, LLC	KEIA	GRAVES		Final Approval	\$26,382,463	\$100,000	-	35	465	\$14.50	
 Maynard Studios, Inc.	KSBTC	ANDERSON	E	Final Approval	\$11,692	\$10,500	-	2	3	\$13.17	4/30/2015
Maysville-Mason County Industrial Development Authority (MMCIDA)	EDB	MASON		Final Approval	\$600,000	-	\$300,000	NA	NA	NA	4/28/2022
MB Roland Distillery, Inc.	KEIA	CHRISTIAN	E	Final Approval	\$2,000,350	\$60,000	-	5	2	\$14.00	5/27/2021
Mc Afee Mowing and Landscaping, Inc.	KSBTC	BOYLE	E	Final Approval	\$21,866	\$7,000	-	1	2	\$13.00	12/13/2018
Mc Afee Mowing and Landscaping, Inc.	KSBTC	BOYLE	E	Final Approval	\$17,339	\$10,500	-	3	3	\$14.00	12/12/2019
McAlister Stone, LLC	KSBTC	GARRARD	E	Final Approval	\$5,879	\$3,500	-	19	1	\$19.50	12/13/2018
McCain Bros. Excavating, LLC	KSBTC	WASHINGTON	E	Final Approval	\$46,854	\$10,500	-	8	3	\$18.33	12/13/2018
McCain Bros. Excavating, LLC	KSBTC	WASHINGTON	E	Final Approval	\$34,000	\$21,000	-	11	6	\$19.75	9/26/2019
McCain Bros. Excavating, LLC	KSBTC	WASHINGTON	E	Final Approval	\$45,000	\$7,000	-	17	2	\$19.60	12/10/2020
McCain Bros. Excavating, LLC	KSBTC	WASHINGTON	E	Final Approval	\$137,000	\$10,500	-	19	3	\$19.33	12/9/2021
McConnell Insurance Agency Services, Inc.	KSBTC	CALLOWAY	E	Final Approval	\$5,478	\$3,500	-	3	1	\$15.00	10/25/2012
McDaniel Financial Services, PLLC	KSBTC	BOYLE	E	Final Approval	\$5,555	\$3,500	-	4	1	\$15.50	12/7/2017
McDaniel Financial Services, PLLC	KSBTC	BOYLE	E	Final Approval	\$7,872	\$3,500	-	7	1	\$27.00	3/31/2022
McDaniel Financial Services, PLLC	KSBTC	BOYLE	E	Final Approval	\$7,037	\$7,000	-	5	2	\$25.00	12/12/2019
 McLane Foodservice, Inc.	✓ KBI	BOONE	E	Final Approval	\$34,250,000	\$600,000	-	164	48	\$22.00	5/29/2014
McWane, Inc.	✓ KBI	TAYLOR	N	Final Approval	\$16,405,069	\$2,000,000	-	NA	175	\$16.44	3/31/2022
MedIQ Learning, LLC	KSBTC	HARDIN	E	Final Approval	\$8,437	\$7,000	-	6	2	\$32.69	2/28/2019
MedIQ Learning, LLC	KSBTC	HARDIN	E	Final Approval	\$10,248	\$10,200	-	8	3	\$63.50	4/30/2020
Medlink, Incorporated	KSBTC	JEFFERSON	E	Final Approval	\$19,995	\$19,900	-	38	7	\$18.38	12/10/2015
Mees Tile & Marble, LLC	KSBTC	JEFFERSON	E	Final Approval	\$40,521	\$7,000	-	37	2	\$13.00	12/10/2015
Mefford Contracting LLC	KSBTC	FAYETTE	E	Final Approval	\$26,450	\$10,500	-	NA	3	\$26.44	3/26/2020
 Meggitt (Erlanger) LLC	✓ KBI	BOONE	E	Final Approval	\$4,200,300	\$500,000	-	52	27	\$13.48	4/26/2012
 Meggitt Aircraft Braking Systems Kentucky Corporation	✓ KBI	BOYLE	E	Final Approval	\$22,782,515	\$3,450,000	-	154	139	\$16.00	6/29/2017

	Meggit Aircraft Braking Systems Kentucky Corporation	KEIA	BOYLE	E	Final Approval	\$82,680,000	\$350,000	-	293	83	\$18.00	8/29/2019
	MEMStim LLC	KSBTC	JEFFERSON	E	Final Approval	\$7,384	\$7,000	-	1	2	\$32.21	12/7/2017
	Menifee County Spec Building Grant 1	LGEDF	MENIFEE		Final Approval	\$537,931	\$300,000	-	NA	NA	NA	2/24/2000
	Menifee County Spec Building Grant 1 Amd 1	LGEDF	MENIFEE		Final Approval	\$600,000	\$290,749	-	NA	NA	NA	4/27/2000
	Menzner Hardwoods Company	✓ KBI	PULASKI	N	Final Approval	\$2,650,000	\$1,000,000	-	NA	90	\$12.10	12/10/2015
	Metalsa Structural Products, Inc.	✓ KBI	CHRISTIAN	N	Final Approval	\$27,659,022	\$14,000,000	-	NA	572	\$18.76	10/31/2013
	Metalsa Structural Products, Inc.	✓ KBI	HARDIN	N	Final Approval	\$171,388,980	\$21,000,000	-	532	539	\$19.65	9/25/2014
	Metalsa Structural Products, Inc.	✓ KBI	DAVISS	E	Final Approval	\$36,495,189	\$3,500,000	-	240	113	\$14.81	6/24/2021
	Metalsa Structural Products, Inc.	KEIA	CHRISTIAN	E	Final Approval	\$39,104,464	\$100,000	-	605	97	\$23.50	2/25/2021
	Metalworks Recycle - Reload LLC	✓ KBI	WARREN	N	Final Approval	\$2,155,500	\$500,000	-	NA	20	\$17.14	3/29/2012
	Meyerowitz & King, PLLC	KSBTC	JEFFERSON	E	Final Approval	\$5,085	\$3,500	-	3	1	\$43.27	9/29/2022
	MGPI of Indiana, LLC	KEIA	GRANT	E	Final Approval	\$14,000,000	\$100,000	-	NA	NA	NA	12/10/2020
	MHS Equipment, LLC	✓ KBI	BULLITT	E	Final Approval	\$29,456,288	\$2,500,000	-	404	300	\$18.65	10/28/2021
	MHS Equipment, LLC	✓ KBI	BULLITT	E	Final Approval	\$16,155,000	\$600,000	-	181	60	\$18.65	5/25/2017
	Michael A. Winters, DC, P.S.C.	KSBTC	MCCRACKEN	E	Final Approval	\$7,995	\$3,500	-	2	1	\$14.00	5/30/2019
	Michael L. Bobo, D.D.S., M.D., P.S.C.	KSBTC	CALLOWAY	E	Final Approval	\$6,267	\$3,500	-	6	1	\$21.50	12/8/2016
	Michelin North America, Inc.	✓ KRA	JEFFERSON	E	Final Approval	\$37,397,882	\$7,000,000	-	342	NA	\$26.60	9/26/2013
	Michelin North America, Inc.	KEIA	JEFFERSON	N	Final Approval	\$48,300,000	\$350,000	-	377	NA	NA	
	Michter's Distillery LLC	KEIA	WASHINGTON	N	Final Approval	\$17,000,000	\$400,000	-	NA	2	\$20.00	2/22/2018
	Michter's Distillery LLC	✓ KBI	JEFFERSON	N	Final Approval	\$10,871,334	\$700,000	-	NA	36	\$17.62	5/26/2016
	Mick Enterprises I LLC	KSBTC	JEFFERSON	E	Final Approval	\$19,108	\$10,500	-	NA	3	\$18.19	9/24/2015
	Mid-South Sales, LLC	✓ KBI	UNION	N	Final Approval	\$640,000	\$300,000	-	NA	30	\$12.00	6/26/2014
	Middleground Management, LP	KSBTC	FAYETTE	E	Final Approval	\$27,248	\$17,500	-	NA	5	\$125.70	12/12/2019
	Midea America Corporation	✓ KBI	JEFFERSON	N	Final Approval	\$8,950,000	\$1,500,000	-	NA	60	\$61.27	8/31/2017
	Midsouth Rentals, LLC	KSBTC	DAVISS	E	Final Approval	\$23,500	\$17,500	-	21	5	\$19.26	12/12/2019
	Midsouth Rentals, LLC	KSBTC	DAVISS	E	Final Approval	\$37,742	\$10,500	-	26	3	\$23.33	12/10/2020
	Midsouth Rentals, LLC	KSBTC	DAVISS	E	Final Approval	\$54,000	\$21,000	-	15	6	\$22.35	9/27/2018
	Midwest Metals Corporation	KSBTC	JEFFERSON	E	Final Approval	\$53,349	\$21,000	-	26	6	\$27.85	12/13/2018
	Mightily, LLC	KSBTC	JEFFERSON	E	Final Approval	\$20,002	\$20,000	-	11	6	\$27.24	3/28/2019
	Mike Clark Heating, Cooling & Refrigeration Inc.	KSBTC	BULLITT	E	Final Approval	\$13,110	\$10,500	-	6	3	\$19.33	8/30/2018
	MILA International, Inc.	KSBTC	BOONE	E	Final Approval	\$6,942	\$3,500	-	14	1	\$28.45	12/13/2018
	MILA International, Inc.	KSBTC	BOONE	E	Final Approval	\$9,995	\$7,000	-	15	2	\$13.00	4/25/2019
	MILA International, Inc.	KSBTC	BOONE	E	Final Approval	\$83,000	\$3,500	-	17	1	\$27.75	5/30/2019
	MILA International, Inc.	KSBTC	BOONE	E	Final Approval	\$5,284	\$3,500	-	18	1	\$12.50	9/26/2019
	MILA International, Inc.	KSBTC	BOONE	E	Final Approval	\$11,670	\$7,000	-	19	2	\$29.35	4/30/2020
	MILA International, Inc.	KSBTC	BOONE	E	Final Approval	\$16,800	\$3,500	-	13	1	\$12.30	12/8/2016
	MILA International, Inc.	KSBTC	BOONE	E	Final Approval	\$6,237	\$3,500	-	12	1	\$11.33	7/28/2016
	Mile Wide Beer Company, LLC	KSBTC	JEFFERSON	E	Final Approval	\$165,020	\$7,000	-	1	2	\$29.97	2/22/2018










Mill Ridge Farm, LLLP	KSBTC	FAYETTE	E	Final Approval	\$7,089	\$3,500	-	35	1	\$20.96	9/30/2021
Miller, Griffin and Marks, P.S.C.	KSBTC	FAYETTE	E	Final Approval	\$8,809	\$7,000	-	23	2	\$22.39	12/8/2016
Mills Supply Company, Inc.	KSHTC	JEFFERSON	E	Final Approval	\$290,500	\$14,000	-	28	4	\$21.13	3/26/2015
Mills Supply Company, Inc.	KEIA	JEFFERSON	E	Final Approval	\$10,576,000	\$150,000	-	NA	62	\$32.00	8/25/2022
Mindsight, PLLC	KSBTC	PULASKI	E	Final Approval	\$16,907	\$10,500	-	6	3	\$17.17	12/12/2019
Mindsight, PLLC	KSBTC	PULASKI	E	Final Approval	\$41,000	\$7,000	-	4	2	\$15.00	9/26/2019
Miranda Construction, LLC	KSBTC	JEFFERSON	E	Final Approval	\$32,150	\$21,000	-	4	6	\$24.00	10/25/2018
Miranda Construction, LLC	KSBTC	JEFFERSON	E	Final Approval	\$17,998	\$14,000	-	10	4	\$28.94	4/30/2020
Miranda Construction, LLC	KSBTC	JEFFERSON	E	Final Approval	\$11,930	\$11,900	-	NA	4	\$27.94	12/7/2017
Mitsui Kinzoku Catalysts America, Inc.	✓ KBI	FRANKLIN	N	Final Approval	\$19,500,000	\$500,000	-	NA	50	NA	6/25/2015
Mixer Direct, Inc.	KSBTC	JEFFERSON	E	Final Approval	\$25,495	\$25,000	-	27	8	\$16.88	12/10/2015
Mizuguchi Plastic Surgery, PLLC	KSBTC	JEFFERSON	E	Final Approval	\$10,000	\$3,500	-	5	1	\$103.00	12/9/2021
MMRC Regional Industrial Development Authority, Inc.	EDB	ROWAN	N	Final Approval	\$425,000	-	\$212,500	NA	NA	NA	4/28/2022
Mobile Marketing Solutions, Inc. dba Brewco Marketing Group	✓ KBI	MUHLENBERG	E	Final Approval	\$600,000	\$480,000	-	23	18	\$20.00	2/27/2020
Mobile Marketing Solutions, Inc. dba Brewco Marketing Group	KSBTC	MUHLENBERG	E	Final Approval	\$7,839	\$7,000	-	16	2	\$21.25	6/25/2015
Mobile Network Solutions, LLC	KSBTC	MADISON	E	Final Approval	\$31,961	\$17,500	-	9	5	\$27.16	7/29/2021
MobileMedTek Holdings, Inc.	KEIA	JEFFERSON	E	Final Approval	\$5,595,000	\$100,000	-	7	50	\$22.00	12/8/2016
Modern Crop, LLC	KSBTC	LINCOLN	E	Final Approval	\$126,580	\$3,500	-	1	1	\$33.65	12/10/2020
Montplast of North America, Inc.	✓ KBI	FRANKLIN	E	Final Approval	\$8,950,000	\$1,280,000	-	625	64	NA	12/9/2010
Montebello Packaging, Inc.	✓ KBI	MARION	E	Final Approval	\$22,400,000	\$2,068,000	-	108	26	\$21.71	4/25/2013
Moonrise Doughnuts LLC	KSBTC	KENTON	E	Final Approval	\$7,809	\$3,500	-	3	1	\$12.00	4/30/2020
More Than A Bakery 360, Inc.	✓ KBI	WOODFORD	N	Final Approval	\$32,250,000	\$9,000,000	-	NA	345	\$18.10	4/25/2019
Morehead Pediatric Dentistry, PLLC	KSBTC	ROWAN	E	Final Approval	\$104,828	\$14,000	-	NA	4	\$14.69	12/10/2015
Morehead-Rowan Economic Development Council - Morehead Innovation and Realization Center	HTP	ROWAN	N	Final Approval	\$125,000	\$50,000	-	NA	NA	NA	3/27/2014
Morel Construction Co., LLC	KSBTC	JEFFERSON	E	Final Approval	\$28,300	\$17,500	-	18	5	\$23.40	3/30/2017
Morgan Smith Industries, LLC	KSBTC	ADAIR	E	Final Approval	\$13,990	\$7,000	-	32	2	\$15.63	12/8/2016
MosquitoMate, Inc.	KSBTC	FAYETTE	E	Final Approval	\$5,750	\$3,500	-	1	1	\$17.79	12/10/2015
MosquitoMate, Inc.	KSBTC	FAYETTE	E	Final Approval	\$22,908	\$17,500	-	5	5	\$19.61	2/27/2020
MosquitoMate, Inc.	KSBTC	FAYETTE	E	Final Approval	\$7,989	\$3,500	-	2	1	\$32.60	12/13/2018
MosquitoMate, Inc.	KSBTC	FAYETTE	E	Final Approval	\$22,512	\$7,000	-	3	2	\$20.52	5/30/2019
Motus Freight, LLC	KSBTC	CAMPBELL	E	Final Approval	\$64,153	\$24,500	-	8	7	\$34.85	7/25/2019
Motus Freight, LLC	KSBTC	CAMPBELL	E	Final Approval	\$14,632	\$14,000	-	4	4	\$21.23	8/30/2018
Motus Freight, LLC	KSBTC	CAMPBELL	E	Final Approval	\$23,632	\$10,500	-	15	3	\$43.74	4/30/2020
Motus Freight, LLC	KSBTC	CAMPBELL	E	Final Approval	\$23,305	\$14,000	-	18	4	\$20.01	12/9/2021
Motus Freight, LLC	KSBTC	CAMPBELL	E	Final Approval	\$14,243	\$10,500	-	1	3	\$23.12	1/25/2018
Mountain & River City LLC	KEIA	JEFFERSON	N	Final Approval	\$31,000,000	\$500,000	-	NA	42	\$16.00	3/25/2021

Moxic MOD, LLC	KSBTC	MCCRACKEN	E	Final Approval	\$5,183	\$3,500	-	NA	1	\$20.63	12/9/2021
Mr. C Refrigeration, Inc.	KSBTC	JEFFERSON	E	Final Approval	\$73,784	\$14,000	-	12	4	\$19.25	10/27/2016
MRCOOL LLC Limited Liability Company	KSBTC	GRAVES	E	Final Approval	\$12,673	\$12,600	-	17	4	\$23.20	9/30/2021
MRCOOL LLC Limited Liability Company	KSBTC	GRAVES	E	Final Approval	\$34,630	\$21,000	-	11	6	\$22.73	12/10/2020
MSK Fitness LLC	KSBTC	MCCRACKEN	E	Final Approval	\$5,558	\$3,500	-	NA	1	\$10.88	6/29/2017
Mt. Sterling Pediatrics, P.S.C.	KSBTC	MONTGOMERY	E	Final Approval	\$22,324	\$21,000	-	10	6	\$24.89	1/26/2017
Mt. Sterling Pediatrics, P.S.C.	KSBTC	MONTGOMERY	E	Final Approval	\$11,996	\$3,500	-	9	1	\$14.50	12/10/2015
Mt. Sterling Pediatrics, P.S.C.	KSBTC	MONTGOMERY	E	Final Approval	\$13,651	\$7,000	-	16	2	\$24.03	2/7/2019
 Mubea Tailor Rolled Blanks, LLC	✓ KBI	BOONE	F	Final Approval	\$44,300,000	\$2,600,000	-	NA	132	\$19.31	1/28/2016
 Mubea Tailor Rolled Blanks, LLC	✓ KBI	BOONE	E	Final Approval	\$73,334,500	\$2,000,000	-	132	118	\$22.34	12/12/2019
 Mubea, Inc.	✓ KBI	KENTON	E	Final Approval	\$2,500,000	\$1,250,000	-	52	50	\$16.54	4/30/2015
 Murakami Manufacturing USA, Inc.	✓ KBI	TAYLOR	E	Final Approval	\$1,310,000	\$750,000	-	216	50	\$10.00	7/30/2015
Murphy Excavating, LLC	KSBTC	DAVIESS	E	Final Approval	\$15,031	\$7,000	-	10	2	\$18.50	5/30/2019
My Office Pro, LLC	KSBTC	LAUREL	E	Final Approval	\$11,396	\$10,500	-	10	3	\$15.86	12/10/2020
My Office Pro, LLC	KSBTC	LAUREL	E	Final Approval	\$21,555	\$21,000	-	13	6	\$13.92	2/24/2022
Najla's Specialty Foods, Inc.	KSBTC	JEFFERSON	E	Final Approval	\$17,068	\$14,000	-	9	4	\$15.63	5/30/2019
Natalie H. Daniels, M.D., PLLC	KSBTC	JEFFERSON	E	Final Approval	\$15,490	\$7,000	-	2	2	\$17.00	12/8/2016
Natalie H. Daniels, M.D., PLLC	KSBTC	JEFFERSON	E	Final Approval	\$29,010	\$7,000	-	NA	2	\$20.56	12/10/2015
National Workwear, Inc.	KSBTC	FAYETTE	F	Final Approval	\$34,054	\$21,000	-	23	6	\$16.12	12/10/2015
Nationwide Construction, Inc.	KSBTC	BULLITT	E	Final Approval	\$22,500	\$3,500	-	13	1	\$23.75	12/7/2017
 Nationwide Mutual Insurance Company (fka Jefferson National Financial Corp.)	✓ KBI	JEFFERSON	E	Final Approval	\$4,120,000	\$2,000,000	-	50	95	\$36.06	4/25/2013
Neat Distributing, LLC	KEIA	RUSSELL	E	Final Approval	\$5,200,000	\$45,000	-	6	100	\$14.00	12/10/2020
 Nelson Brothers, LLC	✓ KBI	LEWIS	N	Final Approval	\$15,000,000	\$1,625,000	-	NA	65	\$16.00	3/26/2015
 Neogen Corporation	✓ KBI	FAYETTE	E	Final Approval	\$5,655,000	\$2,000,000	-	122	75	\$20.31	6/26/2014
Neogen Corporation	KEJA	MONTGOMERY	N	Final Approval	\$9,839,960	\$50,000	-	NA	79	\$18.09	6/24/2021
 Nestle Prepared Foods Company	KREDA	MONTGOMERY	E	Final Approval	\$3,500,000	\$3,500,000	-	1,060	50	\$13.03	5/27/2010
 NeuStar, Inc.	✓ KBI	JEFFERSON	N	Final Approval	\$6,608,800	\$3,000,000	-	NA	175	\$23.00	2/28/2013
 New Dairy Kentucky, LLC d/b/a Borden Dairy	✓ KBI	LAUREL	F	Final Approval	\$1,932,554	\$700,000	-	236	47	\$16.27	3/30/2017
 New Mailer Metals, Inc.	✓ KBI	SIMPSON	E	Final Approval	\$20,219,400	\$650,000	-	260	40	\$18.19	4/25/2019
 New Mather Metals, Inc.	✓ KBI	SIMPSON	E	Final Approval	\$5,600,000	\$500,000	-	250	20	\$17.42	6/27/2013
New Rift Distilling, LLC	KEIA	CAMPBELL	E	Final Approval	\$10,026,688	\$50,000	-	NA	5	\$19.90	5/26/2022
New Vitalis, LLC	KSBTC	JEFFERSON	E	Final Approval	\$26,025	\$21,000	-	NA	6	\$24.68	12/7/2017
 Newly Weds Foods, Inc.	✓ KBI	BOONE	N	Final Approval	\$57,200,000	\$6,000,000	-	NA	115	\$16.34	4/28/2016
Newton Outdoor Service, LLC	KSBTC	MCCRACKEN	E	Final Approval	\$25,090	\$3,500	-	1	1	\$12.26	3/26/2020
Nexigen Communications, L.L.C.	KSBTC	CAMPBELL	F	Final Approval	\$15,055	\$10,500	-	8	3	\$24.82	1/29/2015
 NIK of America Suspension	✓ KRA	WARREN	E	Final Approval	\$9,827,654	\$2,500,000	-	203	NA	\$22.80	6/27/2013









	Components Inc.												
①	NHK of America Suspension Components Inc. (aka NASCO)	✓ KBI	WARREN	E	Final Approval	\$20,067,000	\$2,500,000	-	205	108	\$16.41	12/12/2013	
①	NHK Spring Precision of America, Inc.	✓ KBI	JEFFERSON	E	Final Approval	\$19,103,644	\$2,500,000	-	81	125	\$15.92	2/26/2015	
	Nicole G. Freels, DPM, PSC	KSBTC	FAYETTE	F	Final Approval	\$8,419	\$7,000	-	11	2	\$14.50	12/10/2015	
	Nicole G. Freels, DPM, PSC	KSBTC	FAYETTE	E	Final Approval	\$13,900	\$10,500	-	13	3	\$11.33	8/25/2016	
①	Nifco America Corporation	✓ KBI	SHELBY	E	Final Approval	\$3,622,000	\$350,000	-	179	20	NA	10/26/2017	
	Nifco America Corporation	✓ KBI	SHELBY	E	Final Approval	\$11,277,365	\$450,000	-	233	38	\$15.00	3/29/2018	
	NM-Louisville, Inc.	KSBTC	JEFFERSON	E	Final Approval	\$7,245	\$3,500	-	22	1	\$32.19	12/7/2017	
	Noble View Veterinary Clinic, LLC	KSBTC	SCOTT	E	Final Approval	\$21,850	\$7,000	-	4	2	\$30.14	8/25/2022	
①	Norgren, Inc.	✓ KBI	JEFFERSON	N	Final Approval	\$1,850,000	\$225,000	-	NA	22	\$15.38	6/30/2016	
	Norman Story & Associates, Inc.	KSBTC	FLEMING	E	Final Approval	\$36,887	\$10,500	-	8	3	\$18.58	3/26/2015	
	Norman Story & Associates, Inc.	KSBTC	FLEMING	E	Final Approval	\$17,868	\$3,500	-	13	1	\$17.50	3/30/2017	
	Norman Story & Associates, Inc.	KSBTC	FLEMING	E	Final Approval	\$15,489	\$7,000	-	11	2	\$17.25	3/31/2016	
①	North American Stainless	✓ KBI	CARROLL	E	Final Approval	\$150,000,000	\$4,000,000	-	857	36	\$28.42	3/29/2018	
	North Side Coffee and Doughnuts, LLC	KSBTC	FAYETTE	E	Final Approval	\$17,277	\$7,000	-	3	2	\$13.15	2/25/2016	
	Northern Kentucky Home Health Care, LLC	KSBTC	KENTON	E	Final Approval	\$26,250	\$21,000	-	8	6	\$12.94	12/12/2019	
	Northern KY Machine, Inc.	KSBTC	BOONE	E	Final Approval	\$5,571	\$3,500	-	12	1	\$33.00	3/31/2016	
	Nova Steel USA, Inc.	KEIA	WARREN	N	Final Approval	\$70,000,000	\$550,000	-	NA	110	\$24.04	10/29/2020	
	Novelis Corporation	EDB	TODD		Final Approval	\$304,840,754	-	\$750,000	NA	NA	NA	3/28/2019	
	Novelis Corporation	KEIA	TODD	E	Final Approval	\$364,200,000	\$4,000,000	-	145	138	\$30.34	1/11/2022	
	Novelis Corporation	KEIA	TODD	N	Final Approval	\$304,850,754	\$3,000,000	-	NA	125	\$28.57	1/23/2018	
	Nowaskie Fitness, Inc.	KSBTC	NELSON	E	Final Approval	\$6,100	\$3,500	-	NA	1	\$12.25	6/25/2015	
①	NPR of America, Inc. (aka NPR Manufacturing Kentucky, LLC)	KREDA	NELSON	N	Final Approval	\$48,720,000	\$4,000,000	-	NA	150	\$14.20	6/29/2006	
	NuArm Corporation dba Advantage Plastics	KEIA	JEFFERSON	E	Final Approval	\$569,858	\$25,000	-	NA	NA	\$23.00	5/26/2022	
	Nucleus: Kentucky's Life Sciences and Innovation Center, LLC	HTP	JEFFERSON	N	Final Approval	\$3,000,000	\$3,000,000	-	NA	NA	NA	7/28/2011	
	Nucor Corporation	EDB	MEADE		Final Approval	\$1,566,475,000	-	\$15,000,000	NA	400	\$45.00	6/24/2021	
	Nucor Corporation	KEIA	MEADE	N	Final Approval	\$1,358,525,000	\$10,000,000	-	NA	400	\$35.00	3/27/2019	
	Nucor Steel Gallatin LLC	KEIA	GALLATIN		Final Approval	\$645,000,000	\$1,000,000	-	303	120	\$35.00	7/25/2019	
①	Nucor Steel Gallatin LLC	✓ KBI	GALLATIN	E	Final Approval	\$820,000,000	\$5,000,000	-	303	120	\$35.82	6/27/2019	
	Nucor Tubular Products Inc.	KEIA	GALLATIN	New	Final Approval	\$164,000,000	\$800,000	-	NA	72	\$35.00	3/25/2021	
	Nuthin' Fancy, Incorporated	KSBTC	JEFFERSON	E	Final Approval	\$19,568	\$19,500	-	NA	6	\$20.50	6/30/2022	
	NX Development Corp.	✓ KBI	FAYETTE	F	Final Approval	\$882,111	\$200,000	-	1	20	\$25.00	9/30/2021	
	Oates Excavating, LLC	KSBTC	LYON	E	Final Approval	\$19,000	\$3,500	-	NA	1	\$15.00	12/10/2015	
	Ohio County Collision Repair, LLC	KSBTC	OHIO	E	Final Approval	\$9,496	\$7,000	-	2	2	\$18.50	1/26/2017	
	Ohio Valley Aluminum Company, LLC	KEIA	SHELBY	E	Final Approval	\$1,171,800	\$20,000	-	122	NA	NA	10/31/2019	
	Old World Timber, LLC	KSBTC	FAYETTE	E	Final Approval	\$20,206	\$7,000	-	8	2	\$17.50	10/31/2019	

	Old World Timber, LLC	KSBTC	FAYETTE	E	Final Approval	\$50,466	\$14,000	-	1	4	\$14.00	5/25/2017
	Old World Timber, LLC	KSBTC	FAYETTE	E	Final Approval	\$14,240	\$10,500	-	5	3	\$11.58	8/31/2017
	Olympic Steel, Inc.	✓ KBI	MONTGOMERY	N	Final Approval	\$11,200,000	\$2,500,000	-	NA	60	\$13.55	7/26/2012
	Omicare, Inc.	✓ KBI	BARREN	N	Final Approval	\$15,700,000	\$300,000	-	84	42	\$15.00	12/8/2016
	On Target Cleaning and Restoration LLC	KSBTC	WARREN	E	Final Approval	\$16,112	\$3,500	-	2	1	\$11.00	5/30/2019
	On Time Finance, LLC	KSBTC	JEFFERSON	E	Final Approval	\$10,115	\$3,500	-	36	1	\$14.00	12/12/2019
	OncoMed Specialty L.L.C.	✓ KBI	JEFFERSON	N	Final Approval	\$4,200,000	\$2,500,000	-	NA	150	\$36.06	10/26/2017
	One Source Logistics LLC	KSBTC	JEFFERSON	E	Final Approval	\$18,969	\$17,500	-	18	5	\$16.81	9/26/2019
	One Way Gynecology, L.L.C.	KSBTC	BOYLE	E	Final Approval	\$19,193	\$17,500	-	NA	5	\$16.34	10/25/2018
	Optimal Living Services, LLC	KSBTC	FAYETTE	E	Final Approval	\$18,571	\$10,500	-	NA	3	\$18.66	5/26/2022
	Orb Technologies, LLC	KSBTC	FAYETTE	E	Final Approval	\$5,190	\$3,500	-	NA	1	\$23.00	12/12/2019
	ORBIS Corporation	✓ KBI	NELSON	E	Final Approval	\$45,930,981	\$900,000	-	186	55	\$20.74	5/27/2021
	Orchard Place KY, LLC	KEIA	JEFFERSON	N	Final Approval	\$7,380,000	\$50,000	-	NA	10	\$15.00	
	OrthoSource, LLC	KSBTC	FAYETTE	E	Final Approval	\$25,749	\$24,500	-	NA	7	\$46.90	12/12/2019
	Otobock HealthCare Limited Partnership	✓ KBI	JEFFERSON	N	Final Approval	\$3,375,000	\$375,000	-	NA	20	\$16.41	3/26/2015
	Our Pizza, L.L.C.	KSBTC	WARREN	E	Final Approval	\$7,239	\$7,000	-	NA	2	\$16.47	12/10/2020
	Outdoor Venture Corporation	KREDA	MCCREARY	E	Final Approval	\$1,600,000	\$550,000	-	199	35	\$7.88	5/27/2010
	Owens-Brockway Glass Container Inc.	KEIA	WARREN	N	Final Approval	\$239,330,000	\$1,000,000	-	NA	140	\$32.79	7/28/2022
	Owensboro Grain Bio Based Products, LLC	✓ KBI	DAVISS	N	Final Approval	\$14,000,000	\$400,000	-	NA	12	\$21.63	7/30/2015
	Owensboro Grain Company, LLC	✓ KBI	DAVISS	N	Final Approval	\$11,445,469	\$200,000	-	154	10	\$18.00	1/28/2021
	Owensboro Municipal Improvement Corp / Owensboro Parking Garage / RiverPark Tower Complex / Hines-Bamberger Building	EDB	DAVISS	N	Final Approval	\$13,000,000	\$3,500,000	-	NA	NA	NA	3/15/1991
	Owensboro RV Incorporated	KSBTC	DAVISS	E	Final Approval	\$23,350	\$10,500	-	4	3	\$20.67	2/26/2015
	Owensboro RV Incorporated	KSBTC	DAVISS	E	Final Approval	\$36,770	\$25,000	-	7	8	\$22.59	12/8/2016
	Owensboro RV Incorporated	KSBTC	DAVISS	E	Final Approval	\$59,234	\$17,500	-	15	5	\$32.40	9/27/2018
	Owl's Head Alloys, Inc.	✓ KBI	WARREN	E	Final Approval	\$4,315,703	\$150,000	-	88	17	\$16.92	2/22/2018
	Owl's Head Alloys, Inc.	✓ KBI	WARREN	F	Final Approval	\$3,000,000	\$400,000	-	67	30	\$13.85	9/24/2015
	Owl's L&L, LLC	KSBTC	BULLITT	F	Final Approval	\$8,419	\$3,500	-	NA	1	\$17.00	4/30/2020
	P & S Products, Inc.	KSBTC	FAYETTE	E	Final Approval	\$366,758	\$21,000	-	41	6	\$25.75	10/26/2017
	P. L. Marketing, Inc.	✓ KBI	CAMPBELL	N	Final Approval	\$12,245,000	\$300,000	-	24	10	\$28.85	9/26/2013
	PACCAR Inc.	KEIA	JEFFERSON	N	Final Approval	\$52,232,500	\$1,000,000	-	NA	80	\$18.00	3/28/2019
	Packaging Technology Group, Inc.	✓ KBI	JEFFERSON	N	Final Approval	\$1,885,000	\$800,000	-	NA	40	\$20.30	1/28/2021
	Paducah & Louisville Railway, Inc.	✓ KBI	MCCRACKEN	E	Final Approval	\$4,235,432	\$286,000	-	39	10	\$21.40	8/28/2014
	Paducah River Painting, Inc.	KREDA	MARSHALL	E	Final Approval	\$3,300,000	\$1,500,000	-	18	60	\$13.33	8/30/2007
	Paducah Service Company, Inc.	KSBTC	MCCRACKEN	F	Final Approval	\$32,100	\$3,500	-	1	1	\$17.00	12/10/2015
	Paducah Supply Company	KSBTC	MCCRACKEN	E	Final Approval	\$8,399	\$3,500	-	22	1	\$15.67	3/26/2020
	Paducah Supply Company	KSBTC	MCCRACKEN	F	Final Approval	\$5,460	\$3,500	-	23	1	\$12.50	4/29/2021
	Paladin, Inc.	KSBTC	FAYETTE	E	Final	\$7,519	\$7,000	-	14	2	\$33.42	12/7/2017

					Approval							
	Paladin, Inc.	KSBTC	FAYETTE	E	Final Approval	\$20,331	\$10,500	-	11	3	\$24.64	12/8/2016
①	Par 4 Plastics, Inc.	KREDA	CRITTENDEN	E	Final Approval	\$3,038,839	\$2,500,000	-	130	100	\$11.52	12/13/2007
	Paradise Park Regional Industrial Development Authority, Inc.	FDB	MUHLENBERG	E	Final Approval	\$500,000	-	\$250,000	NA	NA	NA	8/25/2022
	Paratechs Corp.	KSBTC	FAYETTE	E	Final Approval	\$6,696	\$3,500	-	5	1	\$21.63	10/26/2017
	Paris Machining, LLC	KSBTC	BOURBON	E	Final Approval	\$41,000	\$25,000	-	22	8	\$12.50	4/30/2015
	Paris Machining, LLC	KSBTC	BOURBON	E	Final Approval	\$45,000	\$17,500	-	30	5	\$12.66	6/27/2019
①	Park Community Federal Credit Union, Inc.	✓ KBI	JEFFERSON	N	Final Approval	\$10,106,308	\$160,000	-	66	20	NA	8/25/2016
	Parkplace Homes, LLC	KSBTC	LAUREL	E	Final Approval	\$35,494	\$10,500	-	3	3	\$15.67	12/13/2018
	Paschall Truck Lines, Inc.	KEIA	CALLOWAY		Final Approval	\$4,200,000	\$125,000	-	NA	150	\$16.30	
①	Patriot Brands LLC	✓ KBI	HENRY	N	Final Approval	\$32,000,000	\$200,000	-	NA	15	\$18.00	7/30/2020
	Patterson and Company CPAs PLLC	KSBTC	JEFFERSON	E	Final Approval	\$15,112	\$7,000	-	5	2	\$25.08	12/8/2016
	Patterson and Company CPAs PLLC	KSBTC	JEFFERSON	E	Final Approval	\$18,452	\$17,500	-	7	5	\$16.60	8/31/2017
	Patterson and Company CPAs PLLC	KSBTC	JEFFERSON	E	Final Approval	\$6,283	\$6,200	-	3	2	\$20.62	6/25/2015
	Patterson and Company CPAs PLLC	KSBTC	JEFFERSON	E	Final Approval	\$16,248	\$14,000	-	13	4	\$23.65	6/30/2022
	Patterson and Company CPAs PLLC	KSBTC	JEFFERSON	E	Final Approval	\$5,141	\$3,500	-	12	1	\$24.00	6/28/2018
①	Payment Alliance International, Inc.	✓ KBI	JEFFERSON	E	Final Approval	\$3,449,990	\$600,000	-	26	60	\$28.75	10/31/2013
	Payroll Solutions, Inc.	KSBTC	FAYETTE	E	Final Approval	\$18,000	\$10,500	-	16	3	\$16.61	12/8/2016
	PBR Inc. dba SKAPS Industries	✓ KBI	HENDERSON	E	Final Approval	\$3,439,864	\$250,000	-	72	20	\$14.60	8/30/2018
①	PDCI Automotive, LLC	✓ KBI	MARION	N	Final Approval	\$1,640,000	\$1,125,000	-	NA	40	\$14.73	10/27/2011
	Peak Neuromonitoring Associates-KY LLC	KSBTC	JEFFERSON	E	Final Approval	\$30,767	\$14,000	-	3	4	\$35.15	4/30/2020
	Pediatric Dental Center, Inc.	KSBTC	CAMPBELL	E	Final Approval	\$51,643	\$7,000	-	5	2	\$71.00	7/30/2020
①	Pegasus Industries, LLC	✓ KBI	JEFFERSON	E	Final Approval	\$2,915,000	\$500,000	-	NA	52	\$15.00	2/26/2015
	Penn and Son Sheet Metal, Inc.	KSBTC	MARSHALL	E	Final Approval	\$12,090	\$7,000	-	4	2	\$16.50	6/30/2022
①	Peptides International, Inc.	KEDEA	JEFFERSON	E	Final Approval	\$1,231,250	-	\$120,000	13	6	\$20.93	10/27/2005
①	Peptides International, Inc.	KSBTC	JEFFERSON	E	Final Approval	\$34,600	\$10,500	-	15	3	\$32.40	5/29/2014
	Peptides International, Inc.	KSBTC	JEFFERSON	E	Final Approval	\$58,657	\$10,500	-	18	3	\$19.94	1/25/2018
①	Perfetti Van Melle USA Inc.	KBI	BOONE	E	Final Approval	\$11,000,000	\$500,000	-	208	50	\$20.00	5/28/2020
	Perfetti Van Melle USA Inc.	KEIA	BOONE	E	Final Approval	\$9,875,410	\$100,000	-	346	16	\$27.06	12/9/2021
	Performance Body Repair, Inc.	KSBTC	BOONE	E	Final Approval	\$9,717	\$7,000	-	8	2	\$23.20	10/25/2018
①	Performance Feeds, LLC	✓ KBI	WARREN	E	Final Approval	\$3,343,000	\$300,000	-	NA	30	\$14.00	12/9/2021
①	Peristyle, LLC	✓ KBI	WOODFORD	N	Final Approval	\$36,320,000	\$2,000,000	-	NA	100	\$18.00	9/27/2018
	Peritech, Inc.	KSBTC	JEFFERSON	E	Final Approval	\$21,500	\$7,000	-	14	2	\$34.22	3/29/2018
	Petro Towery, Inc.	KSBTC	MADISON	E	Final Approval	\$35,235	\$17,500	-	29	5	\$19.10	12/8/2016
	Petro Towery, Inc.	KSBTC	MADISON	E	Final Approval	\$24,511	\$7,000	-	27	2	\$19.75	12/10/2015
	Phoenix Paper Wickliffe LLC	✓ KBI	BALLARD	N	Final Approval	\$150,000,000	\$25,000,000	-	NA	500	\$26.00	3/26/2020

	Phoenix Paper Wickliffe, LLC	EDB	BALLARD	N	Final Approval	\$150,000,000	-	\$1,500,000	NA	500	\$26.00	4/30/2020
	Phoenix Preferred Care Incorporated	KSBTC	PULASKI	E	Final Approval	\$15,179	\$10,500	-	10	3	\$18.11	4/29/2021
	Phoenix Preferred Care Incorporated	KSBTC	PULASKI	E	Final Approval	\$10,030	\$7,000	-	13	2	\$19.23	9/29/2022
	Phoenix Products, Inc	✓ KBI	JACKSON	E	Final Approval	\$1,200,000	\$1,000,000	-	32	25	\$15.00	6/25/2015
	Pilgrim's Pride Corporation	✓ KBI	GRAVES	E	Final Approval	\$17,418,602	\$1,500,000	-	939	141	\$11.65	6/25/2020
	Pitkington North America, Inc.	✓ KRA	WOODFORD	E	Final Approval	\$7,579,370	\$700,000	-	305	NA	\$23.80	1/30/2020
	Pine Mountain Industrial Park Grant 1	LGEDF	BELL		Final Approval	\$100,000	\$100,000	-	NA	NA	NA	9/30/1999
	Pine Mountain Industrial Park Grant 2	LGEDF	BELL		Final Approval	\$400,000	\$300,000	-	NA	NA	NA	5/31/2001
	Pine Mountain Industrial Park Grant 2 Amd 1	LGEDF	BELL		Final Approval	\$1,900,000	\$1,500,000	-	NA	NA	NA	3/28/2002
	Pine Ridge Regional Business Park Grant 2	LGEDF	WOLFE		Final Approval	\$2,500,000	\$1,150,000	-	NA	NA	NA	2/24/2000
	Pine Ridge Regional Business Park Grant 3 Reauthorization	LGEDF	WOLFE		Final Approval	\$360,125	\$110,125	-	NA	NA	NA	7/24/2003
	Pinkerton Tobacco Co. LP	KEIA	DAVISS	E	Final Approval	\$40,919,082	\$150,000	-	316	36	\$24.97	8/31/2017
	Pinnacle, Inc.	KSBTC	MARSHALL	E	Final Approval	\$34,032	\$10,500	-	31	3	\$15.33	12/8/2016
	Pinnacle, Inc.	KSBTC	MARSHALL	E	Final Approval	\$19,721	\$17,500	-	34	5	\$17.70	8/31/2017
	Pinnacle, Inc.	KSBTC	MARSHALL	E	Final Approval	\$10,523	\$10,500	-	28	3	\$13.33	6/30/2016
	Pinnacle, Inc.	KSBTC	MARSHALL	E	Final Approval	\$23,886	\$7,000	-	22	2	\$17.50	7/30/2015
	Pinnacle, Inc.	KSBTC	MARSHALL	E	Final Approval	\$47,888	\$14,000	-	24	4	\$16.30	12/10/2015
	Pinnacle, Inc.	KSBTC	MARSHALL	E	Final Approval	\$29,853	\$21,000	-	40	6	\$19.83	7/25/2019
	Pinnacle, Inc.	KSBTC	MARSHALL	E	Final Approval	\$27,077	\$3,500	-	39	1	\$20.00	7/26/2018
	Pioneer Plastics, Inc.	✓ KBI	WEBSTER	E	Final Approval	\$850,000	\$270,000	-	30	30	\$16.00	3/29/2018
	PIP, LLC	KSBTC	MCCRACKEN	E	Final Approval	\$24,915	\$17,500	-	NA	5	\$16.16	12/10/2015
	Piping Layout Consultants, Inc.	KSBTC	JEFFERSON	E	Final Approval	\$7,054	\$3,500	-	6	1	\$16.00	12/10/2015
	Piramal Pharma Solutions Inc.	✓ KBI	FAYETTE	E	Final Approval	\$26,465,465	\$800,000	-	121	40	\$23.44	12/9/2021
	Piramal Pharma Solutions, Inc. fka Coldstream Laboratories Inc.	KEIA	FAYETTE	E	Final Approval	\$12,771,948	\$140,000	-	126	40	\$23.44	1/28/2016
	Piston Automotive LLC	✓ KBI	JEFFERSON	E	Final Approval	\$26,369,080	\$1,650,000	-	87	117	\$18.60	3/28/2019
	Piston Automotive, LLC	✓ KBI	JEFFERSON	N	Final Approval	\$5,475,000	\$1,000,000	-	NA	51	\$17.77	1/26/2012
	Pitman Creek Wholesale, LLC	KSBTC	LINCOLN	E	Final Approval	\$6,832	\$3,500	-	26	1	\$15.25	12/8/2011
	Pitman Creek Wholesale, LLC	✓ KBI	LINCOLN	N	Final Approval	\$11,804,707	\$750,000	-	30	48	\$11.00	2/24/2022
	Pitman Creek Wholesale, LLC	KEIA	LINCOLN	N	Final Approval	\$13,500,000	\$250,000	-	20	48	\$11.00	9/24/2020
	Plastic Products Company, Inc.	KREDA	MUHLENBERG	E	Final Approval	\$1,500,000	\$300,000	-	75	15	\$11.93	12/11/2008
	Play With Clay Limited Liability Company	KSBTC	FAYETTE	E	Final Approval	\$62,829	\$24,500	-	15	7	\$12.60	12/10/2020
	Pleasant Meadow II, LLC	KSBTC	FRANKLIN	E	Final Approval	\$5,901	\$3,500	-	9	1	\$16.00	1/30/2020
	Pleasant Meadow II, LLC	KSBTC	FRANKLIN	E	Final Approval	\$14,198	\$14,000	-	NA	4	\$11.44	8/30/2018
	Please & Thank You, LLC	KSBTC	JEFFERSON	E	Final Approval	\$34,905	\$14,000	-	8	4	\$13.50	9/27/2018
	Please & Thank You, LLC	KSBTC	JEFFERSON	E	Final Approval	\$5,496	\$3,500	-	12	1	\$15.00	6/30/2022
	Plymouth Tube Company	✓ KRA	CHRISTIAN	E	Final Approval	\$15,359,272	\$1,000,000	-	100	NA	\$16.29	9/25/2014
	PMC Organometallic, Inc.	✓ KBI	CARROLL	E	Final Approval	\$16,418,000	\$900,000	-	103	36	\$22.60	7/26/2018

Ⓢ	Polaris of Benton, Inc.	KSBTC	MARSHALL	F	Final Approval	\$27,090	\$24,500	-	15	7	\$20.92	6/29/2017
	Polaris of Paducah, Inc.	KSBTC	MCCRACKEN	E	Final Approval	\$34,899	\$14,000	-	10	4	\$33.75	6/24/2021
	Polaris of Paducah, Inc.	KSBTC	MCCRACKEN	E	Final Approval	\$28,452	\$25,000	-	NA	8	\$18.63	9/27/2018
	Polaris of Paducah, Inc.	KSBTC	MCCRACKEN	E	Final Approval	\$7,793	\$7,000	-	8	2	\$18.89	9/26/2019
	Porter, Banks, Baldwin & Shaw, PLLC	KSBTC	JOHNSON	E	Final Approval	\$15,805	\$14,000	-	20	4	\$18.63	12/10/2020
Ⓢ	Portwest America, LLC	✓ KBI	BULLITT	N	Final Approval	\$4,378,000	\$1,000,000	-	NA	100	\$17.00	1/25/2018
	Post Glover Lifelink Inc.	KFIA	BOONE	F	Final Approval	\$3,915,000	\$37,500	-	23	15	\$18.39	10/31/2019
	Post Glover Resistors Inc.	KEIA	BOONE	E	Final Approval	\$4,625,000	\$90,000	-	54	15	\$16.00	10/31/2019
	Power Tech Electric Company, LLC	KSBTC	GRAYSON	F	Final Approval	\$35,550	\$14,000	-	5	4	\$23.05	12/13/2018
	PowerTech Water, LLC	KSBTC	FAYETTE	E	Final Approval	\$14,495	\$7,000	-	1	2	\$24.72	10/26/2017
	PowerTech Water, LLC	KSBTC	FAYETTE	E	Final Approval	\$5,380	\$3,500	-	NA	1	\$33.61	12/8/2016
	Prairie Farms Dairy, Inc.	✓ KBI	PULASKI	E	Final Approval	\$10,422,070	\$150,000	-	118	10	\$17.41	10/28/2021
Ⓢ	Pratt (Target Container), Inc.	✓ KBI	BOONE	N	Final Approval	\$15,469,400	\$1,000,000	-	NA	79	\$18.01	1/31/2013
	Pratt Paper (3.0) LLC	KEIA	HENDERSON	N	Final Approval	\$400,000,000	\$3,500,000	-	NA	NA	\$29.96	7/29/2021
	Precision Products, LLC	KSBTC	JEFFERSON	E	Final Approval	\$18,773	\$7,000	-	7	2	\$15.50	12/10/2015
Ⓢ	Precision Resource, Inc.	✓ KBI	MONTGOMERY	F	Final Approval	\$4,750,000	\$600,000	-	70	15	\$15.86	12/12/2013
Ⓢ	Precision Resource, Inc.	✓ KBI	MONTGOMERY	E	Final Approval	\$3,850,000	\$300,000	-	125	10	\$23.46	5/25/2017
Ⓢ	Precision Strip, Inc.	✓ KBI	WARREN	N	Final Approval	\$31,700,000	\$700,000	-	NA	31	\$21.00	1/28/2021
	Premier Packaging, LLC	✓ KBI	JEFFERSON	N	Final Approval	\$16,340,970	\$500,000	-	293	40	\$27.50	9/28/2017
	Premium Delivery, Inc.	KSBTC	JEFFERSON	F	Final Approval	\$57,981	\$7,000	-	12	2	\$17.00	12/9/2021
	Pressure Tech Industrial Cleaning Services, Inc.	KSBTC	GREENUP	F	Final Approval	\$97,078	\$10,500	-	11	3	\$17.67	12/13/2018
	Prickel Electric, LLC	KSBTC	BOONE	E	Final Approval	\$50,517	\$3,500	-	16	1	\$15.50	1/28/2016
	Prickel Electric, LLC	KSBTC	BOONE	E	Final Approval	\$46,229	\$17,500	-	11	5	\$14.40	4/30/2015
Ⓢ	Pride Industries, Inc.	✓ KBI	UNION	E	Final Approval	\$150,000	\$100,000	-	23	10	\$16.42	6/25/2020
	Primrose Oil, LLC	KSBTC	FLOYD	E	Final Approval	\$18,255	\$7,000	-	9	2	\$14.80	6/28/2018
	Print My Threads, LLC	KSBTC	GREENUP	E	Final Approval	\$75,075	\$14,000	-	3	4	\$12.50	12/13/2018
	Print My Threads, LLC	KSBTC	GREENUP	E	Final Approval	\$7,004	\$7,000	-	1	2	\$11.00	12/10/2015
	Process Managers, LLC	KSBTC	CLARK	E	Final Approval	\$27,332	\$3,500	-	2	1	\$12.02	12/10/2015
Ⓢ	Professional Fence Properties, LLC	KSBTC	OLDHAM	E	Final Approval	\$37,050	\$3,500	-	7	1	\$14.50	12/8/2011
	Prosper Media Group, Inc.	KSBTC	FAYETTE	E	Final Approval	\$7,561	\$3,500	-	1	1	\$14.00	8/30/2018
	PTX Food Corporation	KSBTC	JEFFERSON	F	Final Approval	\$14,380	\$14,000	-	20	4	\$27.81	6/29/2017
	Puja Mohan, Inc.	KSBTC	WARREN	E	Final Approval	\$29,778	\$17,500	-	NA	5	\$13.00	10/28/2021
	Pure Blue Pools, LLC	KSBTC	BOONE	F	Final Approval	\$33,830	\$24,500	-	10	7	\$22.86	12/9/2021
	Pure Blue Pools, LLC	KSBTC	BOONE	E	Final Approval	\$58,920	\$10,500	-	7	3	\$20.57	7/30/2020
	Quantum Enterprises, Inc.	KSBTC	JEFFERSON	E	Final Approval	\$78,743	\$10,500	-	38	3	\$19.17	12/7/2017
	Quantum Enterprises, Inc.	KSBTC	JEFFERSON	E	Final Approval	\$118,378	\$17,500	-	33	5	\$16.30	12/8/2016
	Quantum Ink Company	KSBTC	JEFFERSON	F	Final Approval	\$15,075	\$7,000	-	27	2	\$17.07	12/10/2020
	Quantum Ink	KSBTC	JEFFERSON	F	Final	\$38,698	\$10,500	-	29	3	\$18.77	9/30/2021

Company				Approval								
	R. L. Schreiber, Inc.	✓ KBI	MARION	N	Final Approval	\$7,360,000	\$2,000,000	-	NA	83	\$16.46	9/25/2014
	R.C. Bigelow, Inc.	KEIA	JEFFERSON	E	Final Approval	\$53,000,000	\$900,000	-	NA	NA	\$21.65	
	Rabbit Hole Spirits, LLC	KEIA	HENRY	N	Final Approval	\$50,000,000	\$500,000	-	NA	28	\$29.86	4/25/2019
	Rabbit Hole Spirits, LLC	✓ KBI	JEFFERSON	N	Final Approval	\$12,517,500	\$550,000	-	NA	22	\$30.48	4/26/2018
	Rack-it Truck Racks, Inc.	✓ KBI	CLINTON	n	Final Approval	\$1,352,075	\$250,000	-	NA	25	\$14.00	6/24/2021
	Rad Accessories, LLC	KSBTC	MARSHALL	E	Final Approval	\$14,395	\$10,500	-	2	3	\$23.50	12/9/2021
	Rainbow Design Services, Inc.	✓ KBI	JEFFERSON	E	Final Approval	\$1,240,000	\$500,000	-	49	70	\$15.11	10/31/2013
	Rajant Corporation	✓ KBI	ROWAN	N	Final Approval	\$762,151	\$300,000	-	NA	28	\$14.42	5/30/2019
	Rajant Corporation	KEIA	ROWAN	E	Final Approval	\$2,000,000	\$50,000	-	22	26	\$25.11	5/28/2020
	RAME Contracting LLC	KSBTC	WASHINGTON	E	Final Approval	\$37,500	\$10,500	-	38	3	\$25.96	12/10/2020
	RAME Contracting, LLC	KSBTC	WASHINGTON	E	Final Approval	\$58,800	\$21,000	-	32	6	\$26.33	12/13/2018
	Ramona C. Little Attorney at Law, PLLC	KSBTC	BOYLE	E	Final Approval	\$6,973	\$3,500	-	NA	1	\$18.97	12/10/2020
	Ranc Light Metal Castings Inc	✓ KRA	LOGAN	E	Final Approval	\$4,039,955	\$1,200,000	-	189	NA	\$16.83	3/28/2019
	RB Seelbach LLC	KEIA	JEFFERSON	E	Final Approval	\$90,870,408	\$800,000	-	1,870	71	\$15.51	6/25/2020
	Red Hog, LLC	KSBTC	JEFFERSON	E	Final Approval	\$51,592	\$3,500	-	NA	1	\$21.63	2/23/2017
	Regional Parks Improvements	LGEDF	OHIO		Final Approval	\$300,000	\$300,000	-	NA	NA	NA	12/20/2002
	Reid's Plumbing of Bardstown, Inc.	KSBTC	NELSON	E	Final Approval	\$34,732	\$3,500	-	12	1	\$12.38	8/27/2015
	Reid's Plumbing of Bardstown, Inc.	KSBTC	NELSON	E	Final Approval	\$45,300	\$7,000	-	13	2	\$15.88	8/31/2017
	Renaissance Holdings, LLC	KSBTC	JEFFERSON	E	Final Approval	\$63,412	\$10,500	-	22	3	\$17.78	12/8/2016
	Renaissance Holdings, LLC	KSBTC	JEFFERSON	E	Final Approval	\$38,778	\$10,500	-	25	3	\$18.50	7/26/2018
	Renaissance Holdings, LLC	KSBTC	JEFFERSON	E	Final Approval	\$38,179	\$14,000	-	28	4	\$20.25	12/13/2018
	Renaissance Holdings, LLC dba Glenn's Commercial Services, LLC	KSBTC	JEFFERSON	E	Final Approval	\$6,919	\$3,500	-	21	1	\$14.50	1/29/2015
	Renaissance Holdings, LLC dba Glenn's Commercial Services, LLC	KSBTC	JEFFERSON	E	Final Approval	\$5,593	\$3,500	-	20	1	\$27.50	8/28/2014
	Res-Care, Inc (thru Louisville Jefferson County Metro Government)	KEDEA	JEFFERSON	E	Final Approval	\$18,950,000	-	\$500,000	NA	NA	NA	1/25/2018
	Research Concierge, LLC	KSBTC	DAVIESS	E	Final Approval	\$6,135	\$3,500	-	1	1	\$13.00	4/28/2016
	Resolve Packaging, LLC	KSBTC	BOONE	E	Final Approval	\$17,258	\$10,500	-	NA	3	\$15.00	12/10/2020
	Restaurant Supply Chain Solutions, LLC (thru Louisville Jefferson County Metro Government)	KEDEA	JEFFERSON	E	Final Approval	\$3,500,000	-	\$500,000	NA	NA	NA	5/25/2017
	Restore and Clean LLC	KSBTC	CLARK	E	Final Approval	\$31,422	\$7,000	-	2	2	\$12.50	12/10/2015
	Retail Convergence.com LP	✓ KBI	BULLITT	E	Final Approval	\$15,000,000	\$2,250,000	-	244	102	\$15.31	6/29/2017
	Revolution Physical Therapy, LLC	KSBTC	LAUREL	E	Final Approval	\$21,148	\$21,000	-	NA	6	\$22.84	12/10/2020
	Revolution Physical Therapy, LLC	KSBTC	LAUREL	E	Final Approval	\$5,020	\$3,500	-	6	1	\$21.00	12/9/2021
	RFC LLC	KEIA	SHELBY	E	Final Approval	\$34,600,000	\$300,000	-	350	50	\$18.00	10/28/2021
	RFC LLC	✓ KBI	SHELBY	N	Final Approval	\$5,200,000	\$800,000	-	267	50	\$18.00	7/30/2020
	RFCO, LLC	KSBTC	MCCRACKEN	E	Final Approval	\$7,369	\$7,000	-	2	2	\$13.50	2/23/2017
	Ribolt Fabrication, LLC	KSBTC	LEWIS	E	Final Approval	\$11,500	\$3,500	-	6	1	\$11.00	12/8/2016

	Rice Drugs, Inc.	KSBTC	OHIO	E	Final Approval	\$10,842	\$10,500	-	25	3	\$16.98	2/25/2016
	Rick and Still, LLC	KEJA	WOODFORD	N	Final Approval	\$5,250,000	\$80,000	-	NA	13	\$15.00	10/31/2019
	Rick Roberts Stair Co. LLC	KSBTC	WOODFORD	E	Final Approval	\$8,950	\$3,500	-	8	1	\$13.82	4/29/2021
①	Riken Elastomers Corporation	✓ KBI	CHRISTIAN	E	Final Approval	\$22,400,000	\$675,000	-	26	30	\$13.51	6/29/2017
①	Riken Elastomers Corporation	KREDA	CHRISTIAN	N	Final Approval	\$19,800,000	\$900,000	-	NA	24	\$20.21	10/25/2007
	Ring Container Technologies, LLC	✓ KBI	JEFFERSON	N	Final Approval	\$23,300,000	\$700,000	-	NA	41	\$21.50	10/31/2019
	Rite-Way Equipment Company, Inc.	KSBTC	JEFFERSON	E	Final Approval	\$91,180	\$3,500	-	12	1	\$20.00	12/10/2015
	Rite-Way Equipment Company, Inc.	KSBTC	JEFFERSON	E	Final Approval	\$91,000	\$7,000	-	13	2	\$17.00	4/30/2020
	River View Coal, LLC	KEIA	HENDERSON	N	Final Approval	\$35,000,000	\$300,000	-	NA	260	\$34.50	
	Rivercrest Engineering, Inc.	KSBTC	MCCRACKEN	E	Final Approval	\$37,491	\$3,500	-	3	1	\$25.00	3/29/2018
	Rivercrest Engineering, Inc.	KSBTC	MCCRACKEN	E	Final Approval	\$7,174	\$7,000	-	1	2	\$25.00	12/8/2016
	Rivercrest Engineering, Inc.	KSBTC	MCCRACKEN	E	Final Approval	\$13,195	\$3,500	-	NA	1	\$38.46	12/10/2015
①	RKW North America, Inc.	✓ KBI	SIMPSON	E	Final Approval	\$30,501,000	\$1,225,000	-	32	48	\$25.00	12/10/2015
	RKW North America, Inc.	✓ KBI	SIMPSON	E	Final Approval	\$19,586,858	\$600,000	-	91	30	\$18.87	4/29/2021
①	Robert Bosch Automotive Steering, LLC	✓ KBI	BOONE	E	Final Approval	\$155,000,000	\$15,000,000	-	289	445	\$20.94	9/27/2012
	Robinson, Hughes & Christopher, P.S.C.	KSBTC	BOYLE	E	Final Approval	\$6,829	\$3,500	-	16	1	\$19.50	3/28/2019
①	Rock Drilling, Inc.	KSBTC	NELSON	E	Final Approval	\$338,574	\$3,500	-	13	1	\$13.75	5/31/2012
①	Rock Drilling, Inc.	KSBTC	NELSON	E	Final Approval	\$38,891	\$3,500	-	12	1	\$14.00	3/29/2012
	Rockerbuilt LLC	KSBTC	JEFFERSON	E	Final Approval	\$13,321	\$10,500	-	NA	3	\$18.33	1/30/2020
	Roger D. Shocklee	KSBTC	MCLEAN	E	Final Approval	\$49,000	\$7,000	-	2	2	\$14.43	7/28/2016
①	Roll Forming Corporation	✓ KBI	SHELBY	E	Final Approval	\$6,337,000	\$400,000	-	199	30	\$17.50	12/10/2015
	Ron Dennis Lumber and Post, LLC	KSBTC	WOODFORD	E	Final Approval	\$27,500	\$17,500	-	NA	5	\$19.20	12/12/2019
	Ronald Hoffman DMD, Inc.	KSBTC	TRIGG	E	Final Approval	\$110,000	\$17,500	-	NA	5	\$31.58	4/28/2016
	Ronald Johnson and Associates, P.S.C.	KSBTC	HOPKINS	E	Final Approval	\$9,371	\$3,500	-	7	1	\$24.04	4/30/2020
	Ronald Kinmon	KSBTC	GRANT	E	Final Approval	\$39,500	\$3,500	-	3	1	\$17.00	7/28/2016
	Ronald Kinmon	KSBTC	GRANT	E	Final Approval	\$8,052	\$3,500	-	4	1	\$35.00	12/8/2016
	Roth River, Inc.	HTP	JEFFERSON	E	Final Approval	\$200,000	\$100,000	-	1	4	NA	3/28/2019
	Rubel Creative, Inc.	KSBTC	WARREN	E	Final Approval	\$10,683	\$10,500	-	6	3	\$30.77	6/27/2019
	Rubel Creative, Inc.	KSBTC	WARREN	E	Final Approval	\$10,395	\$10,300	-	3	3	\$17.64	4/26/2018
	Rubel Creative, Inc.	KSBTC	WARREN	E	Final Approval	\$5,147	\$3,500	-	2	1	\$14.42	12/10/2015
	Ruby Concrete Company	KSBTC	HOPKINS	E	Final Approval	\$7,708	\$7,000	-	10	2	\$15.77	12/10/2015
	Rudler, Professional Service Corporation	KSBTC	KENTON	E	Final Approval	\$17,794	\$17,500	-	17	5	\$41.83	6/25/2015
	Rudler, Professional Service Corporation	KSBTC	KENTON	E	Final Approval	\$5,914	\$3,500	-	22	1	\$33.95	1/28/2016
	Rudler, Professional Service Corporation	KSBTC	KENTON	E	Final Approval	\$8,994	\$7,000	-	23	2	\$23.20	8/31/2017
	Rudler, Professional Service Corporation	KSBTC	KENTON	E	Final Approval	\$9,169	\$7,000	-	29	2	\$47.91	4/29/2021
	RuffleGirl Inc.	KSBTC	HARDIN	E	Final Approval	\$36,376	\$25,000	-	2	8	\$25.23	10/26/2017
	Russell Alzheimer's Investors, LLC	KSBTC	GREENUP	E	Final Approval	\$47,237	\$25,000	-	NA	8	\$23.51	2/28/2019
	RussTech Admixtures, Inc.	KSBTC	JEFFERSON	E	Final Approval	\$30,575	\$3,500	-	16	1	\$20.90	6/27/2019
	Russtech Admixtures, Inc.	KSBTC	JEFFERSON	E	Final Approval	\$25,194	\$3,500	-	15	1	\$18.11	3/29/2018








	RussTech Admixtures, Inc.	KS BTC	JEFFERSON	E	Final Approval	\$24,230	\$3,500	-	17	1	\$19.46	6/30/2022
	Rustech Admixtures, Inc.	KS BTC	JEFFERSON	E	Final Approval	\$25,197	\$3,500	-	14	1	\$14.58	12/7/2017
Ⓢ	Rut 'N' Strut Distillery LLC	✓ KBI	SHELBY	N	Final Approval	\$4,097,772	\$150,000	-	NA	11	\$35.00	12/7/2017
	Rut 'N' Strut Distillery, LLC	KEIA	SHELBY	E	Final Approval	\$3,361,915	\$50,000	-	NA	1	\$21.50	9/30/2021
Ⓢ	RxC Acquisition Company	✓ KBI	JEFFERSON	N	Final Approval	\$8,127,250	\$3,000,000	-	211	177	\$15.77	9/27/2012
Ⓢ	RxC Acquisition Company dba RxCrossroads	✓ KBI	JEFFERSON	N	Final Approval	\$5,473,750	\$3,000,000	-	419	248	\$16.00	10/26/2017
Ⓢ	RXC Acquisition Company dba RXCrossroads	✓ KBI	JEFFERSON	E	Final Approval	\$24,960,000	\$4,000,000	-	833	400	\$24.74	2/27/2020
	Ryder Advising, LLC	KS BTC	FAYETTE	E	Final Approval	\$49,225	\$3,500	-	NA	1	\$19.23	8/25/2022
	S. Rays, Inc.	✓ KBI	SHELBY	E	Final Approval	\$464,300	\$200,000	-	24	38	\$18.53	10/28/2021
	S. Rays, Inc.	KS BTC	SHELBY	E	Final Approval	\$27,989	\$25,000	-	1	8	\$22.44	7/30/2020
	S.B. Chiropractic, PSC	KS BTC	JEFFERSON	E	Final Approval	\$8,000	\$3,500	-	4	1	\$11.33	12/7/2017
Ⓢ	Sabert Corporation	✓ KBI	BULLITT	E	Final Approval	\$8,000,000	\$1,000,000	-	105	35	\$14.00	6/29/2017
	Santa Rosa Systems LLC	KEIA	BULLITT	E	Final Approval	\$21,658,000	\$150,000	-	473	300	\$18.65	3/29/2018
Ⓢ	Saputo Dairy Foods USA, LLC	✓ KRA	CALLOWAY	E	Final Approval	\$13,045,703	\$3,500,000	-	319	NA	\$22.54	9/27/2018
	Saturn Machine and Welding Company, Inc.	KS BTC	UNION	E	Final Approval	\$26,217	\$21,000	-	26	6	\$18.83	12/13/2018
	Sazerac Distillers, LLC	KEIA	NELSON	E	Final Approval	\$25,000,000	\$150,000	-	346	NA	NA	10/29/2020
	Sazerac Distillers, LLC	KEIA	NELSON	E	Final Approval	\$19,000,000	\$300,000	-	528	NA	\$26.44	4/29/2021
	Sazerac Distillers, LLC	✓ KBI	DAVIESS	E	Final Approval	\$28,952,292	\$1,000,000	-	404	61	\$27.73	3/31/2022
Ⓢ	Sazerac Distillers, LLC	✓ KBI	DAVIESS	E	Final Approval	\$45,530,000	\$2,000,000	-	321	20	\$20.00	10/27/2016
Ⓢ	Sazerac Distillers, LLC	✓ KBI	NELSON	E	Final Approval	\$4,960,000	\$3,250,000	-	279	50	\$22.44	12/10/2015
Ⓢ	Sazerac North America, Inc.	KIDA	DAVIESS	E	Final Approval	\$18,750,000	\$2,500,000	-	188	50	\$21.42	3/31/2011
Ⓢ	Sazerac North America, Inc.	KIDA	JEFFERSON	N	Final Approval	\$2,820,000	\$1,410,000	-	NA	51	\$36.05	4/29/2010
	Sazerac North America, Inc.	✓ KBI	JEFFERSON	E	Final Approval	\$16,407,996	\$750,000	-	84	50	\$39.90	3/31/2022
	Schipper Enterprises, LLC	KS BTC	JEFFERSON	E	Final Approval	\$32,430	\$21,000	-	25	6	\$13.96	12/8/2016
	Schlumberger, Inc.	LGEDF	MARTIN		Final Approval	\$1,200,000	\$1,200,000	-	NA	NA	NA	1/29/2004
	Schneider Hotels, LLC	KEIA	JEFFERSON	E	Final Approval	\$80,000,000	\$500,000	-	680	87	\$9.46	3/29/2018
	Schmell Contractors, Inc.	KS BTC	JEFFERSON	E	Final Approval	\$11,175	\$3,500	-	40	1	\$15.64	12/10/2015
	School Spirit Coffee Inc	KS BTC	CLARK	E	Final Approval	\$11,999	\$3,500	-	1	1	\$15.00	4/26/2018
	Schupan & Sons Inc.	KEIA	LOGAN	N	Final Approval	\$22,300,000	\$200,000	-	NA	20	\$24.04	7/28/2022
	Scott Endodontics, PLC	KS BTC	JEFFERSON	E	Final Approval	\$6,817	\$3,500	-	4	1	\$17.00	1/30/2020
	Scott Endodontics, PLC	KS BTC	JEFFERSON	E	Final Approval	\$6,687	\$3,500	-	3	1	\$15.50	10/31/2019
	Scott Endodontics, PLC	KS BTC	JEFFERSON	E	Final Approval	\$14,970	\$10,500	-	NA	3	\$17.83	2/22/2018
	SDGblue, LLC	KS BTC	FAYETTE	E	Final Approval	\$8,372	\$7,000	-	24	2	\$22.84	12/10/2015
	SDGblue, LLC	KS BTC	FAYETTE	E	Final Approval	\$25,669	\$24,500	-	26	7	\$37.41	12/8/2016
Ⓢ	Sekisui Specialty Chemicals America, LLC	✓ KRA	MARSHALL	E	Final Approval	\$2,781,652	\$888,000	-	75	NA	\$33.18	7/26/2012
	Semper/Exeter Paper Company, L.L.C.	KS BTC	KENTON	E	Final Approval	\$5,239	\$3,500	-	14	1	\$15.00	5/28/2015
Ⓢ	Senture, LLC	✓ KBI	LAUREL	E	Final Approval	\$2,982,362	\$1,500,000	-	413	351	\$10.99	9/28/2017
	Senture, LLC	✓ KBI	WAYNE	N	Final Approval	\$7,906,057	\$4,378,020	-	NA	222	\$11.00	1/29/2015

	Senure, LLC	✓ KBI	WHITLEY	N	Final Approval	\$9,999,722	\$4,000,000	-	NA	500	\$10.89	2/7/2019	
	Service Specialties, LLC	KSBTC	CLARK	E	Final Approval	\$60,551	\$7,000	-	7	2	\$25.00	12/7/2017	
	Service Specialties, LLC	KSBTC	CLARK	E	Final Approval	\$24,061	\$3,500	-	6	1	\$20.00	12/10/2015	
	Service Specialties, LLC	KSBTC	CLARK	E	Final Approval	\$6,450	\$3,500	-	9	1	\$18.00	8/30/2018	
	Service Specialties, LLC	KSBTC	CLARK	E	Final Approval	\$7,758	\$7,000	-	12	2	\$16.00	3/31/2022	
	Service Specialties, LLC	KSBTC	CLARK	E	Final Approval	\$9,882	\$7,000	-	10	2	\$25.00	8/26/2021	
	SFC Global Supply Chain, Inc.	✓ KRA	BOONE	E	Final Approval	\$32,467,963	\$2,500,000	-	339	NA	\$16.00	1/30/2020	
	ShadeTree Hunting Supplies, LLC	KSBTC	MONTGOMERY	E	Final Approval	\$11,505	\$7,000	-	NA	2	\$11.49	8/27/2015	
	Shannon Hudson	KSBTC	MCLEAN	E	Final Approval	\$13,000	\$3,500	-	1	1	\$11.77	12/7/2017	
	Sharlow & Associates, CPA, PLLC	KSBTC	TAYLOR	E	Final Approval	\$6,094	\$3,500	-	1	1	\$12.00	12/13/2018	
	ShellTech, LLC	✓ KBI	PULASKI	N	Final Approval	\$3,489,500	\$800,000	-	NA	50	\$14.00	4/28/2022	
	Shelton & Shelton, LLC	KSBTC	MCCRACKEN	E	Final Approval	\$21,030	\$7,000	-	9	2	\$13.50	9/26/2019	
	Shiny Nickel, LLC	KSBTC	JEFFERSON	E	Final Approval	\$11,621	\$7,000	-	NA	2	\$17.03	2/24/2022	
	Shippers Supply Company, Incorporated	KSBTC	JEFFERSON	E	Final Approval	\$6,170	\$6,100	-	16	6	\$17.80	6/27/2019	
	Shroul Tate Wilson Consulting Engineers, PLLC	KSBTC	FAYETTE	E	Final Approval	\$15,234	\$14,000	-	20	4	\$32.63	5/28/2015	
	Siemens aka Invensys Rail Corporation (thru Crittenden County Fiscal Court)	EDB	CRITTENDEN	E	Final Approval	\$480,000	-	\$250,000	200	50	\$14.00	10/25/2012	
	Siemens Industry, Inc.	KREDA	CRITTENDEN	E	Final Approval	\$2,800,000	\$2,224,447	-	50	150	\$13.00	1/28/2010	
	Signode Industrial Group LLC	KEIA	KENTON	E	Final Approval	\$37,200,000	\$200,000	-	101	48	\$22.30	7/30/2020	
	SIS, LLC (aka SIS Holding Company, Inc.)	✓ KBI	FAYETTE	E	Final Approval	\$5,500,000	\$450,000	-	35	15	\$38.46	1/26/2012	
	Sisk Nissan, LLC	KSBTC	CHRISTIAN	E	Final Approval	\$57,455	\$25,000	-	25	8	\$23.65	3/28/2019	
	Sister Schubert's Homemade Rolls, Inc.	✓ KBI	HART	E	Final Approval	\$60,705,952	\$2,600,000	-	175	134	\$18.12	8/26/2021	
	Site-Safe Products, LLC	KSBTC	GRAYSON	E	Final Approval	\$53,375	\$14,000	-	13	4	\$17.20	12/13/2018	
	Site-Safe Products, LLC	KSBTC	GRAYSON	E	Final Approval	\$34,454	\$7,000	-	21	2	\$20.00	10/29/2020	
	Site-Safe Products, LLC	KSBTC	GRAYSON	E	Final Approval	\$60,647	\$14,000	-	17	4	\$20.00	12/12/2019	
	Site-Safe Products, LLC	KSBTC	GRAYSON	E	Final Approval	\$7,159	\$7,000	-	11	2	\$15.38	12/10/2015	
	SiteCon Construction, LLC	KSBTC	NELSON	E	Final Approval	\$73,515	\$14,000	-	NA	4	\$33.41	5/28/2020	
	Six Sigma, Inc.	KSBTC	JEFFERSON	E	Final Approval	\$42,900	\$3,500	-	36	1	\$38.46	12/7/2017	
	Sizemore & Sizemore, PLLC	KSBTC	MARION	E	Final Approval	\$20,424	\$7,000	-	NA	2	\$21.95	1/28/2016	
	Sizemore & Sizemore, PLLC	KSBTC	MARION	E	Final Approval	\$9,307	\$7,000	-	2	2	\$17.81	10/27/2016	
	Skilcraft LLC	✓ KBI	BOONE	E	Final Approval	\$5,705,000	\$600,000	-	68	33	\$21.00	7/28/2016	
	SKY Property Management, LLC	KSBTC	WARREN	E	Final Approval	\$13,500	\$3,500	-	NA	1	\$31.25	12/7/2017	
	SKY Property Management, LLC	KSBTC	WARREN	E	Final Approval	\$13,000	\$7,000	-	1	2	\$20.25	12/13/2018	
	Skye Technologies, LLC	KSBTC	JEFFERSON	E	Final Approval	\$9,770	\$9,700	-	6	3	\$22.22	3/30/2017	
	Slate Creek Contracting Services LLC	KSBTC	BATH	E	Final Approval	\$7,544	\$7,000	-	4	2	\$16.50	12/10/2015	
	Smart Wood USA, LLC	✓ KBI	KNOX	N	Final Approval	\$15,000,000	\$3,000,000	-	NA	90	\$15.00	6/27/2019	
	SMC, LLC	✓ KBI	JESSAMINE	N	Final Approval	\$1,880,000	\$1,500,000	-	1	94	\$13.17	12/12/2013	

	Smithtown Seafood, LLC	KSBTC	FAYETTE	E	Final Approval	\$8,929	\$3,500	-	NA	1	\$19.23	8/27/2015
	SMS Group Inc.	KEIA	MEADE	N	Final Approval	\$17,800,000	\$700,000	-	NA	NA	\$28.00	8/26/2021
	Socially Present, LLC	KSBTC	MCCRACKEN	E	Final Approval	\$5,898	\$3,500	-	5	1	\$13.50	12/10/2015
	Socially Present, LLC	KSBTC	MCCRACKEN	E	Final Approval	\$29,166	\$21,000	-	6	6	\$14.96	12/8/2016
	Solar Energy Solutions LLC	KSBTC	FAYETTE	E	Final Approval	\$20,468	\$14,000	-	7	4	\$30.11	8/31/2017
	Solar Energy Solutions LLC	KSBTC	FAYETTE	E	Final Approval	\$34,676	\$3,500	-	6	1	\$16.00	1/28/2016
	Solar Energy Solutions LLC	KSBTC	FAYETTE	E	Final Approval	\$102,618	\$21,000	-	15	6	\$26.40	7/28/2022
	Solar Energy Solutions LLC	KSBTC	FAYETTE	E	Final Approval	\$39,932	\$14,000	-	11	4	\$24.34	12/13/2018
	Solid Rock Excavating, LLC	KSBTC	BOONE	E	Final Approval	\$160,000	\$7,000	-	2	2	\$15.29	12/13/2018
	Solid Rock Excavating, LLC	KSBTC	BOONE	E	Final Approval	\$69,500	\$3,500	-	4	1	\$22.00	12/12/2019
	Solutions First, LLC	KSBTC	MUHLENBERG	E	Final Approval	\$5,760	\$5,700	-	13	2	\$23.80	12/13/2018
	Solutions First, LLC	KSBTC	MUHLENBERG	E	Final Approval	\$11,181	\$7,000	-	11	2	\$14.67	2/25/2016
①	Sonoco Protective Solutions, Inc.	✓ KBI	SHELBY	N	Final Approval	\$12,240,350	\$900,000	-	29	51	\$14.47	5/26/2016
	Soundtech, Incorporated	KSBTC	FLEMING	E	Final Approval	\$25,499	\$3,500	-	1	1	\$25.00	8/25/2016
	South Kentucky Services LLC	KSBTC	PULASKI	E	Final Approval	\$27,550	\$7,000	-	NA	2	\$16.00	12/10/2015
	Southeast Kentucky Audiology Services, Inc.	KSBTC	WHITLEY	E	Final Approval	\$6,795	\$3,500	-	5	1	\$19.00	12/10/2015
	Southeast Kentucky Industrial Development Authority, Inc.	EDB	KNOX	E	Final Approval	\$500,000	-	\$250,000	NA	NA	NA	7/30/2020
	Southeast Telephone Grant 1 Amd 1	LGEDF	PIKE	E	Final Approval	\$1,375,000	\$175,000	-	25	55	NA	6/26/2003
	Southeast Telephone, Inc. Grant 1	LGEDF	PIKE	E	Final Approval	\$1,200,000	\$1,200,000	-	55	25	NA	2/26/1998
	Southern Harvest Services LLC	KEIA	CARTER	N	Final Approval	\$10,930,000	\$16,500	-	NA	NA	\$15.60	
	Southern Kentucky Economic Development Corporation	KEDEA	PULASKI	E	Final Approval	\$1,000,000	-	\$500,000	NA	NA	NA	12/16/1999
	Southern Kentucky Industrial Equipment LLC	KSBTC	PULASKI	E	Final Approval	\$8,000	\$3,500	-	2	1	\$18.00	7/26/2018
	Southern Kentucky Industrial Equipment LLC	KSBTC	PULASKI	E	Final Approval	\$29,399	\$7,000	-	3	2	\$16.50	8/26/2021
	Southern Kentucky Oral Surgery Associates, PLLC	KSBTC	WARREN	E	Final Approval	\$7,070	\$3,500	-	14	1	\$156.25	12/13/2018
	Southern Metal Products Co., Inc.	KSBTC	JEFFERSON	E	Final Approval	\$15,747	\$7,000	-	23	2	\$20.50	12/10/2015
①	Southern Star Central Gas Pipeline, Inc.	✓ KBI	DAVIESS	E	Final Approval	\$8,759,798	\$275,000	-	NA	20	\$21.63	7/25/2013
①	Spalding and Day Tool and Die Company	KSBTC	JEFFERSON	E	Final Approval	\$33,976	\$7,000	-	28	2	\$15.10	10/30/2014
	Spalding and Day Tool and Die Company	KSBTC	JEFFERSON	E	Final Approval	\$92,500	\$24,500	-	30	7	\$19.90	5/26/2016
	Sparta Mortgage LLC	KSBTC	JEFFERSON	E	Final Approval	\$5,778	\$3,500	-	NA	1	\$14.42	9/24/2020
①	Specialty Foods Group, Inc.	✓ KBI	DAVIESS	E	Final Approval	\$6,095,000	\$2,250,000	-	457	95	NA	12/8/2016
①	Specialty Tool & Machine Co., Inc.	KSBTC	JEFFERSON	E	Final Approval	\$117,450	\$7,000	-	33	2	\$20.74	8/30/2012
①	Specialty Tool & Machine Co., Inc.	KSBTC	JEFFERSON	E	Final Approval	\$5,279	\$3,500	-	35	1	\$16.30	10/25/2012
	Speech and Swallowing Specialists, LLC	KSBTC	JEFFERSON	E	Final Approval	\$7,029	\$3,500	-	2	1	\$27.46	12/10/2015
①	Speyside Cooperage Kentucky, Inc.	✓ KBI	BULLITT	E	Final Approval	\$2,245,000	\$300,000	-	16	14	\$15.00	6/29/2017
①	Splash Analytics LLC	✓ KBI	JEFFERSON	N	Final Approval	\$500,000	\$250,000	-	NA	10	\$35.00	2/23/2017




















	Sportswear Inc. (dba Prep Sportswear)	✓ KBI	JEFFERSON	N	Final Approval	\$5,700,000	\$1,000,000	-	NA	50	\$13.65	1/30/2014
	SRC of Lexington, Inc.	✓ KBI	FAYETTE	E	Final Approval	\$1,917,400	\$600,000	-	94	50	\$20.00	10/27/2016
	SRP Enterprises, LLC	KSBTC	WARREN	E	Final Approval	\$94,344	\$10,500	-	NA	3	\$19.48	5/31/2018
	Stark Truss Company, Inc.	✓ KBI	SIMPSON	E	Final Approval	\$1,655,000	\$250,000	-	21	22	\$15.00	1/30/2020
	State Electric Company, Inc.	KSBTC	CHRISTIAN	E	Final Approval	\$13,000	\$3,500	-	17	1	\$39.54	1/26/2017
	State Electric Company, Inc.	KSBTC	CHRISTIAN	E	Final Approval	\$18,745	\$17,500	-	12	5	\$25.34	3/31/2016
	State Electric Company, Inc.	KSBTC	CHRISTIAN	E	Final Approval	\$28,085	\$25,000	-	18	8	\$21.00	9/26/2019
	Statewide Mortgage, LLC	✓ KBI	JEFFERSON	E	Final Approval	\$3,403,000	\$600,000	-	27	30	\$40.00	9/26/2019
	Steel Ventures Incorporated	✓ KBI	GREENUP	N	Final Approval	\$15,800,000	\$2,000,000	-	NA	65	\$17.50	3/28/2019
	Steinkamp Moulding LTD.	KSBTC	BOONE	E	Final Approval	\$9,650	\$3,500	-	11	1	\$19.00	10/25/2018
	Stelised, Inc.	KEIA	SHELBY	N	Final Approval	\$3,489,175	\$60,000	-	NA	10	\$12.75	3/29/2018
	Stella-Jones Corporation (fka Burke-Parson-Bowly Corp)	KREDA	FULTON	N	Final Approval	\$7,652,000	\$904,000	-	NA	52	\$11.13	8/31/2006
	STEP CG, LLC	✓ KBI	KENTON	E	Final Approval	\$5,293,930	\$900,000	-	19	83	\$32.24	9/30/2021
	Stephen D. Prater Builder, Inc.	KSBTC	FAYETTE	E	Final Approval	\$85,500	\$3,500	-	8	1	\$16.00	12/13/2018
	Stephen D. Prater Builder, Inc.	KSBTC	FAYETTE	E	Final Approval	\$30,201	\$10,500	-	5	3	\$17.58	12/7/2017
	Stober Drives Inc	KREDA	MASON	E	Final Approval	\$1,625,000	\$429,000	-	55	22	\$12.05	6/25/2009
	Stones & Granite of Lexington, LLC	KSBTC	FAYETTE	E	Final Approval	\$11,354	\$10,500	-	5	3	\$11.83	4/30/2020
	Strategy, LLC	KSBTC	JEFFERSON	E	Final Approval	\$14,016	\$14,000	-	10	8	\$20.76	12/8/2016
	Strategic Communications, LLC	KSBTC	JEFFERSON	E	Final Approval	\$29,110	\$14,000	-	18	4	\$28.07	10/30/2014
	Strategic Communications, LLC	KSBTC	JEFFERSON	E	Final Approval	\$20,241	\$17,500	-	22	5	\$26.04	8/26/2021
	Stratus Plastics KY, LLC	✓ KBI	BUTLER	N	Final Approval	\$20,500,000	\$2,235,000	-	NA	135	\$15.00	9/24/2020
	Strong Tower Construction LLC dba Koch Corporation	KEIA	JEFFERSON	E	Final Approval	\$1,775,000	\$40,000	-	25	15	\$17.00	8/28/2014
	Strong Tower Construction, LLC dba Koch Corporation	✓ KBI	JEFFERSON	E	Final Approval	\$1,775,000	\$250,000	-	27	15	\$17.00	7/27/2017
	Strong's Pizza, LLC	KSBTC	BOONE	E	Final Approval	\$7,455	\$7,000	-	NA	2	\$13.50	12/8/2016
	Studio Kremer Architects, Inc.	KSBTC	JEFFERSON	E	Final Approval	\$9,924	\$3,500	-	10	1	\$24.09	4/28/2016
	Studio Kremer Architects, Inc.	KSBTC	JEFFERSON	E	Final Approval	\$13,314	\$3,500	-	9	1	\$24.04	10/29/2015
	Studio Kremer Architects, Inc.	KSBTC	JEFFERSON	E	Final Approval	\$12,844	\$7,000	-	11	2	\$25.72	12/13/2018
	SubsKY Inc.	KSBTC	WOODFORD	E	Final Approval	\$40,548	\$7,000	-	1	2	\$13.55	10/29/2020
	SubsKY Inc.	KSBTC	WOODFORD	E	Final Approval	\$10,000	\$7,000	-	3	2	\$12.77	10/28/2021
	Sumitomo Electric Wiring Systems Inc.	✓ KRA	METCALFE	E	Final Approval	\$12,301,583	\$3,000,000	-	238	NA	\$25.92	1/29/2015
	Sumitomo Electric Wiring Systems, Inc.	✓ KBI	SIMPSON	N	Final Approval	\$10,490,000	\$1,360,000	-	NA	145	\$20.19	9/26/2019
	Summers, McCrary & Sparks, P.S.C.	KSBTC	FAYETTE	E	Final Approval	\$11,835	\$10,500	-	6	3	\$21.63	12/9/2021
	Summit Biosciences Inc.	✓ KBI	FAYETTE	E	Final Approval	\$19,053,600	\$1,500,000	-	37	78	\$25.00	7/30/2020
	Suit Pools, Inc.	KREDA	CLINTON	N	Final Approval	\$1,475,000	\$500,000	-	NA	20	\$10.15	1/28/2010
	Sumergos Coffee, LTD. Co.	KSBTC	JEFFERSON	E	Final Approval	\$14,060	\$14,000	-	10	4	\$14.99	12/7/2017
	SuperFanU, Inc.	KSBTC	JEFFERSON	E	Final Approval	\$17,641	\$17,500	-	7	5	\$18.29	7/27/2017
	Superior Composites Co., LLC	✓ KBI	LEWIS	E	Final Approval	\$1,509,641	\$500,000	-	105	28	\$12.59	10/26/2017

Superior Imports, LTD	KSBTC	BOONE	E	Final Approval	\$5,368	\$3,500	-	16	1	\$21.00	4/25/2019
Sutton Pharmacy, Inc.	KSBTC	GARRARD	E	Final Approval	\$5,331	\$3,500	-	9	1	\$15.50	12/10/2020
Sweep All, Inc.	KSBTC	JEFFERSON	E	Final Approval	\$94,880	\$24,500	-	27	7	\$14.04	1/28/2016
SWS Enterprises, Inc.	KSBTC	FAYETTE	E	Final Approval	\$8,809	\$3,500	-	13	1	\$14.07	12/8/2016
SWS Enterprises, Inc.	KSBTC	FAYETTE	E	Final Approval	\$67,393	\$3,500	-	14	1	\$16.63	1/27/2022
Synergy Group LLC	KSBTC	JEFFERSON	E	Final Approval	\$11,595	\$7,000	-	NA	2	\$23.75	2/23/2017
Synergy Home LLC	KSBTC	FAYETTE	E	Final Approval	\$53,285	\$24,500	-	NA	7	\$19.29	10/26/2017
Systems Solutions of Paducah, Inc.	KSBTC	MCCRACKEN	E	Final Approval	\$63,618	\$25,000	-	16	9	\$16.73	5/29/2014
T&L Lawn Care	KSBTC	BOONE	E	Final Approval	\$11,076	\$3,500	-	5	1	\$11.00	2/24/2022
T. Marzetti Company	KEIA	HART	E	Final Approval	\$92,775,018	\$250,000	-	525	140	\$19.05	2/27/2020
T.L. Bayne Grant 1 Amd 3	LGEDF	HARLAN		Final Approval	NA	0	-	NA	NA	NA	1/31/2003
TRAD North America, Inc.	✓ KRA	CHRISTIAN	E	Final Approval	\$6,881,406	\$2,000,000	-	416	NA	\$16.57	9/25/2014
Taica Cubic Printing Kentucky, LLC	✓ KBI	CLARK	N	Final Approval	\$8,049,232	\$500,000	-	NA	30	\$22.00	12/11/2014
Takigawa Corporation America	✓ KBI	NELSON	N	Final Approval	\$45,927,000	\$2,000,000	-	NA	180	\$29.50	1/27/2022
Tanager Productions, LLC	KSBTC	CALLOWAY	E	Final Approval	\$6,741	\$3,500	-	1	1	\$15.00	12/13/2012
Tanager Productions, LLC	KSBTC	CALLOWAY	E	Final Approval	\$12,150	\$7,000	-	4	2	\$14.94	1/30/2014
Tanager Productions, LLC	KSBTC	CALLOWAY	E	Final Approval	\$24,789	\$3,500	-	2	1	\$18.40	5/30/2013
Tarter Gate Wood Products, LLC	✓ KRA	CASEY		Final Approval	\$3,282,209	\$700,000	-	90	NA	\$15.66	4/25/2019
Tarter Tube, LLC	✓ KRA	CASEY	E	Final Approval	\$2,858,149	\$500,000	-	84	NA	\$15.00	6/27/2019
Tates Creek Dental, PSC	KSBTC	FAYETTE	E	Final Approval	\$38,424	\$14,000	-	8	4	\$23.70	12/12/2019
Tates Creek Dental, PSC	KSBTC	FAYETTE	E	Final Approval	\$26,000	\$3,500	-	12	1	\$27.00	12/10/2020
Taul & Taul, P.S.C.	KSBTC	GARRARD	E	Final Approval	\$21,237	\$21,000	-	5	6	\$15.65	12/13/2018
Taylor Communications, Inc.	KEIA	HARDIN	E	Final Approval	\$18,800,000	\$70,000	-	85	28	\$20.39	12/9/2021
TDT Motorsports Group, LLC	KSBTC	ROWAN	E	Final Approval	\$10,599	\$3,500	-	3	1	\$11.00	3/30/2017
Team Wolf, Inc	KSBTC	JEFFERSON	E	Final Approval	\$14,506	\$14,000	-	3	4	\$21.53	7/28/2022
Technical Horizons, PLLC	KSBTC	FAYETTE	E	Final Approval	\$11,343	\$10,500	-	6	3	\$35.58	12/9/2021
Technical Horizons, PLLC	KSBTC	FAYETTE	E	Final Approval	\$5,058	\$3,500	-	NA	1	\$31.25	12/13/2018
Technical Horizons, PLLC	KSBTC	FAYETTE	E	Final Approval	\$15,904	\$15,900	-	1	5	\$32.14	12/12/2019
TechStyle, Inc. (fka Just Fabulous, Inc.)	✓ KBI	JEFFERSON	N	Final Approval	\$25,040,280	\$3,500,000	-	NA	430	\$16.20	7/30/2015
TecSpring, Inc.	✓ KBI	BOONE	N	Final Approval	\$21,869,207	\$2,500,000	-	1	299	\$13.97	6/30/2016
Teeters & May, PLLC	KSBTC	JOHNSON	E	Final Approval	\$20,384	\$14,000	-	NA	4	\$24.16	8/25/2022
TeleTech Services Corporation	✓ KBI	CHRISTIAN	N	Final Approval	\$12,032,363	\$6,000,000	-	NA	700	\$9.25	1/30/2014
Tellennum, Inc.	KSBTC	BULLITT	E	Final Approval	\$6,108	\$6,100	-	15	2	\$21.01	12/11/2014
Tellennum, Inc.	KSBTC	BULLITT	E	Final Approval	\$7,800	\$7,000	-	28	2	\$28.62	1/25/2018
Tellennum, Inc.	KSBTC	BULLITT	E	Final Approval	\$16,180	\$16,100	-	23	5	\$15.67	12/8/2016
Tellennum, Inc.	KSBTC	BULLITT	E	Final Approval	\$15,918	\$15,900	-	17	6	\$14.36	12/10/2015
Tellennum, Inc.	KSBTC	BULLITT	E	Final Approval	\$7,341	\$7,000	-	37	2	\$42.86	12/9/2021
Tellennum, Inc.	KSBTC	BULLITT	E	Final Approval	\$12,413	\$10,500	-	34	3	\$27.33	12/12/2019









	Telcelnum, Inc.	KSBTC	BULLITT	E	Final Approval	\$14,697	\$14,000	-	30	4	\$18.07	12/13/2018
	TerrePURE Kentucky Distillers, Inc.	✓ KBI	DAWIESS	N	Final Approval	\$23,000,000	\$1,200,000	-	NA	70	\$15.23	2/23/2017
	TES Controls, LLC	KSBTC	FAYETTE	E	Final Approval	\$45,598	\$10,500	-	9	3	\$28.83	12/10/2020
	Texas Roadhouse, Inc.	✓ KBI	JEFFERSON	E	Final Approval	\$13,400,000	\$3,500,000	-	287	150	\$21.77	5/31/2018
	Thai Summit Kentucky Corporation	✓ KBI	NELSON	N	Final Approval	\$110,088,080	\$5,000,000	-	NA	216	\$33.65	5/25/2017
	The 10th Planet, LLC	KSBTC	BOYLE	E	Final Approval	\$27,650	\$10,500	-	19	3	\$11.74	12/8/2016
	The Advisory Team, LLC	KSBTC	CAMPBELL	E	Final Approval	\$10,689	\$3,500	-	7	1	\$19.95	3/29/2018
	The Apiary, LLC	KSBTC	FAYETTE	E	Final Approval	\$32,300	\$10,500	-	2	3	\$14.14	1/26/2017
	The Bardstown Bourbon Company, LLC	✓ KBI	NELSON	E	Final Approval	\$18,000,000	\$300,000	-	34	10	\$26.17	5/30/2019
	The Bardstown Bourbon Company, LLC	✓ KBI	NELSON	N	Final Approval	\$24,850,000	\$1,000,000	-	NA	34	\$20.00	6/29/2017
	The Bardstown Bourbon Company, LLC	KEIA	NELSON	N	Final Approval	\$23,750,000	\$125,000	-	NA	3	\$28.00	12/12/2019
	The Bardstown Bourbon Company, LLC	KBI	NELSON	N	Final Approval	\$14,777,330	\$430,000	-	58	25	\$28.00	4/28/2022
	The Bardstown Bourbon Company, LLC	KEIA	NELSON	N	Final Approval	\$19,875,000	\$100,000	-	NA	25	\$28.00	12/12/2019
	The Bardstown Bourbon Company, LLC	KEIA	NELSON	E	Final Approval	\$8,816,225	\$100,000	-	102	NA	\$37.11	12/9/2021
	The Bardstown Bourbon Company, LLC	KEIA	NELSON	E	Final Approval	\$13,785,138	\$150,000	-	101	NA	\$38.76	5/27/2021
	The Bardstown Bourbon Company, LLC	KEIA	NELSON	E	Final Approval	\$28,704,836	\$250,000	-	105	29	\$38.09	3/31/2022
	The Candleberry Company	KEIA	FRANKLIN	E	Final Approval	\$3,390,000	\$40,000	-	25	5	\$17.00	
	The Candleberry Company	KEIA	FRANKLIN	R	Final Approval	\$5,280,000	\$100,000	-	27	10	\$15.00	12/9/2021
	The Cubero Group, Inc.	KSBTC	JEFFERSON	E	Final Approval	\$7,811	\$3,500	-	5	1	\$11.00	12/7/2017
	The Daily News Broadcasting Company	KSBTC	WARREN	E	Final Approval	\$24,643	\$7,000	-	11	2	\$15.62	9/29/2016
	The Doc Shoppe, PLLC	KSBTC	WHITLEY	E	Final Approval	\$6,647	\$3,500	-	NA	1	\$30.00	3/26/2015
	The Door Store of Louisville, LLC	KSBTC	JEFFERSON	E	Final Approval	\$20,374	\$17,500	-	12	5	\$22.57	7/27/2017
	The Door Store of Louisville, LLC	KSBTC	JEFFERSON	E	Final Approval	\$5,632	\$3,500	-	17	1	\$15.62	4/25/2019
	The Elizabethtown-Hardin County Industrial Foundation, Inc.	FDB	HARDIN	E	Final Approval	\$1,000,000	-	\$500,000	NA	NA	NA	4/30/2020
	The Eye Center of Paducah, LLC	KSBTC	MCCRACKEN	E	Final Approval	\$6,943	\$6,900	-	5	2	\$14.24	5/31/2018
	The Freeman Corporation	✓ KBI	CLARK	E	Final Approval	\$3,440,000	\$500,000	-	197	32	\$13.70	4/28/2016
	The Hillshire Brands Company	✓ KBI	CAMPBELL	E	Final Approval	\$12,033,997	\$400,000	-	517	26	\$19.38	7/27/2017
	The Hillshire Brands Company	KEIA	CAMPBELL	E	Final Approval	\$50,450,000	\$200,000	-	435	26	\$19.38	7/27/2017
	The Installation Source, Inc.	KSBTC	FAYETTE	E	Final Approval	\$6,011	\$3,500	-	3	1	\$43.00	12/8/2016
	The Kentucky Life, Inc.	KSBTC	FAYETTE	E	Final Approval	\$14,103	\$14,000	-	NA	4	\$21.88	12/12/2019
	The Kentucky Life, Inc.	KSBTC	FAYETTE	E	Final Approval	\$5,246	\$3,500	-	4	1	\$18.00	12/10/2020
	The Kentucky Life, Inc.	KSBTC	FAYETTE	E	Final Approval	\$13,790	\$13,700	-	5	4	\$33.35	2/24/2022
	The Kroger Co.	✓ KBI	BOONE	E	Final Approval	\$17,895,000	\$1,000,000	-	90	146	\$14.25	4/25/2019
	The Mirazon Group, LLC	KSBTC	JEFFERSON	E	Final Approval	\$5,627	\$3,500	-	26	1	\$28.85	7/30/2020
	The New York Blower Company	✓ KBI	GRAYSON	N	Final Approval	\$4,800,000	\$4,800,000	-	NA	125	\$14.60	10/31/2013
	The Oliver Group,	KSBTC	JEFFERSON	E	Final	\$19,236	\$17,500	-	17	5	\$38.46	12/7/2017

Inc.					Approval								
The Reoon Group L.L.P d/ba GoTRG L.L.P	✓	KBI	FRANKLIN	E	Final Approval	\$1,475,000	\$800,000	-	31	90	\$14.10	12/9/2021	
The Roberts Group, P.S.C.		KS BTC	FAYETTE	E	Final Approval	\$14,145	\$10,500	-	20	3	\$37.84	12/7/2017	
The Roberts Group, P.S.C.		KS BTC	FAYETTE	E	Final Approval	\$18,245	\$10,500	-	17	3	\$26.25	3/30/2017	
The Sherwin-Williams Company	✓	KBI	MADISON	E	Final Approval	\$10,756,880	\$1,200,000	-	281	59	\$19.67	8/29/2013	
The Sherwin-Williams Company		KEIA	MADISON	E	Final Approval	\$42,930,000	\$500,000	-	278	20	\$22.53	3/26/2020	
The Smile Center, PLLC		KS BTC	TAYLOR	E	Final Approval	\$6,399	\$3,500	-	1	1	\$12.56	12/12/2013	
The Speech Path PLLC		KS BTC	MADISON	E	Final Approval	\$10,509	\$10,500	-	3	3	\$25.25	4/28/2022	
The Standard Group, LLC	✓	KRA	JEFFERSON	E	Final Approval	\$5,400,000	\$1,000,000	-	138	NA	\$21.78	8/30/2012	
The Thomas Firm, PLLC		KS BTC	JEFFERSON	E	Final Approval	\$15,278	\$10,500	-	11	3	\$21.45	12/9/2021	
The Thomas Firm, PLLC		KS BTC	JEFFERSON	E	Final Approval	\$14,848	\$14,000	-	7	4	\$22.98	7/29/2021	
The Thompson Group		KE DFA	HENDERSON	E	Final Approval	\$3,096,670	-	\$3,096,670	NA	NA	NA	2/26/1998	
The Webstaurant Store, Inc.	✓	KBI	HOPKINS	N	Final Approval	\$8,500,000	\$1,500,000	-	119	200	\$14.00	2/27/2020	
The Webstaurant Store, Inc. (fka Clark Associates, Inc.)	✓	KBI	HOPKINS	N	Final Approval	\$3,300,000	\$1,000,000	-	NA	95	\$13.75	7/26/2012	
The Weekly Juicery, LLC		KS BTC	FAYETTE	E	Final Approval	\$16,500	\$3,500	-	9	1	\$15.00	12/7/2017	
The Weekly Juicery, LLC		KS BTC	FAYETTE	E	Final Approval	\$7,754	\$7,000	-	7	2	\$12.29	12/8/2016	
Thermal Equipment Sales, Inc.		KS BTC	FAYETTE	E	Final Approval	\$16,185	\$3,500	-	27	1	\$21.50	12/12/2019	
Thermal Equipment Service, Inc.		KS BTC	FAYETTE	E	Final Approval	\$36,483	\$24,500	-	37	7	\$31.07	12/8/2016	
Thermal Equipment Service, Inc.		KS BTC	FAYETTE	E	Final Approval	\$37,889	\$3,500	-	44	1	\$28.00	12/7/2017	
Thermal Equipment Service, Inc.		KS BTC	FAYETTE	E	Final Approval	\$27,500	\$21,000	-	31	6	\$26.50	7/30/2015	
THG International LLC	✓	KBI	BULLITT	N	Final Approval	\$17,213,589	\$2,600,000	-	NA	350	\$13.50	4/27/2017	
Thompson Heating and Cooling Service, LLC		KS BTC	OLDHAM	E	Final Approval	\$26,146	\$10,500	-	2	3	\$15.00	1/28/2016	
Thompson Plumbing, LLC		KS BTC	MARSHALL	E	Final Approval	\$41,830	\$10,500	-	2	3	\$26.29	12/9/2021	
Thomtons LLC	✓	KBI	JEFFERSON	E	Final Approval	\$29,485,112	\$2,000,000	-	152	110	\$40.78	1/30/2020	
Three Family, LLC		KS BTC	CLARK	E	Final Approval	\$14,915	\$7,000	-	NA	2	\$11.75	12/7/2017	
Three Rivers Hardwood, Inc.		KS BTC	LAUREL	E	Final Approval	\$22,000	\$17,500	-	35	5	\$11.26	12/8/2016	
Thunder Mfg. USA, Inc.	✓	KBI	MADISON	N	Final Approval	\$2,200,000	\$650,000	-	NA	45	\$16.00	6/30/2016	
Thurminators, LLC		KS BTC	JEFFERSON	E	Final Approval	\$22,353	\$17,500	-	4	5	\$15.53	5/26/2016	
Tiffany and Company d/ba Tiffany and Company Jewelers, Inc.	✓	KBI	FAYETTE	N	Final Approval	\$2,750,000	\$2,450,000	-	NA	125	\$18.96	4/26/2012	
Tiffany and Company Jewelers, Inc.	✓	KBI	FAYETTE	E	Final Approval	\$844,000	\$500,000	-	125	130	\$19.14	8/25/2022	
Timesavers Kentucky, LLC		KS BTC	WARREN	E	Final Approval	\$28,200	\$7,000	-	3	2	\$14.75	5/25/2017	
TMM (USA), Inc.	✓	KBI	SIMPSON	N	Final Approval	\$5,615,000	\$360,000	-	NA	42	NA	2/7/2019	
Tokai Carbon GC LLC	✓	KBI	FULTON	E	Final Approval	\$32,411,492	\$500,000	-	27	15	\$23.00	8/25/2022	
Tom Rechin Heating & Air Conditioning Co., Inc.		KS BTC	CAMPBELL	E	Final Approval	\$12,500	\$10,500	-	33	3	\$23.61	12/10/2020	
Tommy Bramer & Son, General Contractors, LLC		KS BTC	JEFFERSON	E	Final Approval	\$569,400	\$3,500	-	13	1	\$30.00	12/8/2016	
Tony Brown Chevrolet, Inc.		KS BTC	MEADE	E	Final Approval	\$22,009	\$17,500	-	33	5	\$16.75	6/24/2021	
Tony's Wrecker Service, Inc.		KS BTC	JEFFERSON	E	Final Approval	\$26,898	\$10,500	-	11	3	\$15.07	12/10/2015	
Top Notch Turf, LLC		KS BTC	MCLEAN	E	Final	\$13,900	\$3,500	-	NA	1	\$20.00	5/30/2019	

Approval











	Topura America Fastener, Inc.	✓ KBI	WARREN	E	Final Approval	\$9,340,000	\$675,000	-	65	30	\$13.88	6/30/2011
	Total Packaging of Kentucky, Inc.	KSBTC	DAVIESS	F	Final Approval	\$52,000	\$7,000	-	4	2	\$17.13	2/22/2018
	Total Quality Logistics, LLC	✓ KBI	FAYETTE	F	Final Approval	\$1,756,503	\$800,000	-	52	75	\$18.95	9/26/2013
	Total Quality Logistics, LLC	✓ KBI	JEFFERSON	E	Final Approval	\$801,600	\$450,000	-	23	50	\$18.95	3/30/2017
	Total Quality Logistics, LLC	✓ KBI	BOONE	E	Final Approval	\$835,050	\$450,000	-	60	75	\$18.95	3/30/2017
	Tova Industries, LLC	KSBTC	JEFFERSON	E	Final Approval	\$25,328	\$24,500	-	38	7	\$13.40	1/25/2018
	Tower Automotive Operations USA I, LLC	✓ KBI	NELSON	E	Final Approval	\$43,890,588	\$500,000	-	451	25	\$22.69	6/24/2021
	Tower Automotive Operations USA I, LLC	✓ KBI	BULLITT	F	Final Approval	\$19,900,000	\$600,000	-	104	35	\$22.69	4/26/2018
	Tower Automotive Operations USA I, LLC	✓ KBI	BULLITT	N	Final Approval	\$36,453,975	\$2,000,000	-	NA	78	\$17.27	12/11/2014
	Tower Automotive Operations USA I, LLC	✓ KBI	BULLITT	F	Final Approval	\$61,669,159	\$750,000	-	187	50	\$16.67	2/28/2019
	Town Branch Tree Experts, Inc.	KSBTC	FAYETTE	E	Final Approval	\$64,802	\$7,000	-	8	2	\$14.73	7/28/2016
	Toyo Automotive Parts (USA), Inc.	✓ KBI	SIMPSON	E	Final Approval	\$6,000,000	\$150,000	-	171	10	\$12.25	2/7/2019
	Toyota Boshoku Kentucky, LLC	✓ KBI	MARION	E	Final Approval	\$37,008,175	\$5,000,000	-	79	46	NA	12/10/2015
	Toyota Motor Manufacturing Kentucky, Inc.	KJRA	SCOTT	E	Final Approval	\$2,204,440,000	\$212,500,000	-	7,092	1,188	\$45.47	5/30/2013
	Toyota Motor Sales, U.S.A., Inc.	KEIA	BOONE	E	Final Approval	\$9,669,110	\$350,000	-	294	NA	NA	
	Toyota Tsusho America, Inc.	✓ KBI	SCOTT	E	Final Approval	\$9,958,424	\$200,000	-	411	23	\$16.85	1/30/2020
	Toyotetsu America, Inc.	✓ KBI	PULASKI	E	Final Approval	\$62,955,000	\$2,000,000	-	799	100	\$13.00	4/25/2019
	Toyotetsu America, Inc.	✓ KBI	PULASKI	E	Final Approval	\$33,689,477	\$2,000,000	-	592	54	\$13.00	6/25/2015
	Toyotetsu Mid America, LLC	✓ KRA	DAVIESS	E	Final Approval	\$15,812,322	\$1,900,000	-	399	NA	\$25.80	9/25/2014
	Toyotomi America Corporation	✓ KBI	WASHINGTON	E	Final Approval	\$79,712,730	\$1,500,000	-	338	89	\$15.27	5/25/2017
	TPG Plastics LLC	KEIA	CALLOWAY	F	Final Approval	\$2,043,592	\$100,000	-	45	30	\$20.00	12/10/2020
	TPG Plastics LLC	✓ KBI	CALLOWAY	N	Final Approval	\$23,108,786	\$1,000,000	-	NA	75	\$20.00	8/26/2021
	TPUSA, Inc.	✓ KBI	JEFFERSON	N	Final Approval	\$13,265,000	\$3,800,000	-	NA	750	\$13.81	6/30/2016
	Tractor Supply Company	✓ KBI	SIMPSON	N	Final Approval	\$53,141,000	\$2,900,000	-	NA	216	\$12.94	4/26/2012
	Tractor Supply Company	✓ KBI	SIMPSON	F	Final Approval	\$4,791,310	\$1,800,000	-	310	156	\$19.40	12/10/2020
	Transcraft Corporation	✓ KBI	TRIGG	E	Final Approval	\$2,975,000	\$2,000,000	-	150	80	\$13.49	7/30/2015
	TransNav Technologies, Inc.	✓ KBI	BOYLE	E	Final Approval	\$7,063,500	\$600,000	-	37	30	\$12.18	9/28/2017
	TransNav Technologies, Inc.	KSBTC	BOYLE	E	Final Approval	\$19,488	\$3,500	-	48	1	\$30.45	12/8/2016
	Transport Logistics International, Inc.	✓ KBI	BALLARD	N	Final Approval	\$2,250,000	\$350,000	-	NA	20	\$20.00	8/28/2014
	Traughber Mechanical Services, Inc.	KSBTC	SIMPSON	E	Final Approval	\$55,025	\$25,000	-	14	8	\$15.23	12/10/2015
	Traughber Mechanical Services, Inc.	KSBTC	SIMPSON	E	Final Approval	\$226,351	\$14,000	-	22	4	\$16.00	12/7/2017
	Traughber Mechanical Services, Inc.	KSBTC	SIMPSON	E	Final Approval	\$130,408	\$7,000	-	26	2	\$18.72	12/13/2018
	Traughber Mechanical Services, Inc.	KSBTC	SIMPSON	E	Final Approval	\$18,428	\$18,400	-	28	6	\$20.10	12/12/2019
	Traughber Mechanical Services, Inc.	KSBTC	SIMPSON	E	Final Approval	\$20,000	\$14,000	-	34	4	\$18.36	12/10/2020

	Traugher Mechanical Services, Inc.	KSBTC	SIMPSON	E	Final Approval	\$20,700	\$14,000	-	38	4	\$20.59	12/9/2021
	Tree Top Landscaping, Inc.	KSBTC	FAYETTE	E	Final Approval	\$9,000	\$7,000	-	10	2	\$14.50	12/8/2016
①	Tregaron India Holdings, LLC dba Glow Touch Technologies	KSBTC	JEFFERSON	E	Final Approval	\$9,743	\$9,700	-	22	3	\$43.59	12/11/2014
	Trellis Loop Florence I, LLC	KEIA	BOONE	N	Final Approval	\$74,002,425	\$250,000	-	NA	125	\$35.00	1/27/2022
	Tri Five, LLC	KSBTC	FAYETTE	E	Final Approval	\$32,148	\$24,500	-	11	7	\$13.80	12/12/2019
	Tri Five, LLC	KSBTC	FAYETTE	E	Final Approval	\$21,684	\$21,600	-	4	7	\$14.98	12/8/2016
①	Tri-Arrows Aluminum Inc.	✓ KBI	LOGAN	E	Final Approval	\$142,707,225	\$6,500,000	-	1,215	60	\$36.00	5/27/2021
	Tri-State Cold-Formed Steel Components, LLC	KSBTC	BULLITT	E	Final Approval	\$17,361	\$17,300	-	10	8	\$14.31	12/8/2016
	Triad Transportation, Inc.	KSBTC	PERRY	F	Final Approval	\$32,900	\$21,000	-	17	6	\$15.11	12/10/2020
①	Trilogy Health Services, LLC	✓ KBI	JEFFERSON	E	Final Approval	\$2,347,500	\$1,300,000	-	119	125	\$25.45	8/27/2015
①	Trilogy Health Services, LLC	✓ KBI	JEFFERSON	E	Final Approval	\$4,116,880	\$1,250,000	-	69	50	\$28.65	5/31/2012
	Trinsoft, LLC	KSBTC	FAYETTE	E	Final Approval	\$15,423	\$10,500	-	17	3	\$30.00	10/29/2020
	TrinSoft, LLC	KSBTC	FAYETTE	E	Final Approval	\$5,297	\$3,500	-	16	1	\$25.00	5/28/2020
	Tristate Pizza, LLC	KSBTC	DAVIESS	E	Final Approval	\$47,980	\$17,500	-	NA	5	\$18.56	4/26/2018
①	Tristate Valves & Controls, Inc. dba TRIVACO	✓ KBI	BOONE	N	Final Approval	\$3,150,000	\$350,000	-	5	45	\$30.00	1/29/2015
	Tru-Tone Finishing Inc.	✓ KBI	FAYETTE	N	Final Approval	\$4,600,000	\$500,000	-	NA	120	\$12.00	12/12/2019
	TSC, LLC	KSBTC	ROWAN	E	Final Approval	\$5,500	\$3,500	-	6	1	\$13.96	12/7/2017
	TSC, LLC	KSBTC	ROWAN	E	Final Approval	\$5,000	\$3,500	-	5	1	\$11.29	10/27/2016
	Tucker & Booker, Inc.	KSBTC	JEFFERSON	E	Final Approval	\$92,128	\$10,500	-	11	3	\$31.50	12/10/2015
	Tudor's East New Circle, LLC	KSBTC	FAYETTE	F	Final Approval	\$78,975	\$24,500	-	NA	7	\$18.78	6/30/2022
①	TWB Company, LLC dba TWB Company of Michigan, LLC	✓ KBI	BARREN	N	Final Approval	\$7,680,309	\$360,000	-	NA	12	\$25.15	10/27/2016
	Twin States Utilities & Excavation, Inc.	KSBTC	MONROE	E	Final Approval	\$10,975	\$10,500	-	13	3	\$33.19	12/8/2016
	Twin States Utilities & Excavation, Inc.	KSBTC	MONROE	E	Final Approval	\$31,960	\$3,500	-	16	1	\$34.24	12/13/2018
①	Tyson Chicken, Inc.	✓ KBI	HENDERSON	E	Final Approval	\$8,245,498	\$750,000	-	1,180	91	\$11.65	6/28/2018
	Tyson Processing Services, Inc.	KEIA	WARREN	N	Final Approval	\$355,186,923	\$3,000,000	-	NA	451	\$21.45	10/28/2021
	U.S. Smokeless Tobacco Company LLC	KEIA	CHRISTIAN	E	Final Approval	\$46,645,681	\$75,000	-	96	17	\$36.46	9/29/2022
①	U.S. Smokeless Tobacco Company, LLC	✓ KBI	CHRISTIAN	E	Final Approval	\$117,700,000	\$4,500,000	-	66	42	\$29.57	12/10/2015
①	UACJ Automotive Whitehall Industries (through McCracken County Fiscal Court)	EDB	MCCRACKEN	N	Final Approval	\$12,503,072	-	\$300,000	NA	140	\$19.50	4/24/2014
①	UACJ Automotive Whitehall Industries, Inc.	✓ KBI	MCCRACKEN	N	Final Approval	\$12,965,366	\$1,500,000	-	NA	140	\$13.02	12/10/2015
①	UACJ Automotive Whitehall Industries, Inc.	✓ KBI	MCCRACKEN	E	Final Approval	\$3,326,500	\$500,000	-	144	50	NA	12/7/2017
	Ugly Ape, Inc.	KSBTC	FAYETTE	E	Final Approval	\$11,583	\$10,500	-	NA	3	\$17.50	3/30/2017
①	UGN Inc.	✓ KBI	PULASKI	E	Final Approval	\$4,957,800	\$1,500,000	-	159	50	\$10.96	2/28/2013
①	UniFirst Corporation	✓ KBI	DAVIESS	E	Final Approval	\$12,000,000	\$500,000	-	345	25	\$15.00	7/26/2018
	Union Underwear Company dba Fruit of the Loom	KEIA	WARREN		Final Approval	\$19,378,320	\$250,000	-	871	50	\$17.00	7/29/2021
	Unique Granite and Marble, Inc.	✓ KBI	DAVIESS	E	Final Approval	\$1,495,000	\$250,000	-	26	25	\$14.50	12/12/2013

	United Installs LLC	KSBTC	KENTON	E	Final Approval	\$7,500	\$7,000	-	5	2	\$20.77	1/26/2017
	United Installs LLC	KSBTC	KENTON	E	Final Approval	\$38,968	\$24,500	-	7	7	\$16.43	7/26/2018
	United Installs LLC	KSBTC	KENTON	E	Final Approval	\$25,384	\$25,000	-	14	8	\$17.74	6/28/2019
	United Parcel Service Co.	KEIA	JEFFERSON	E	Final Approval	\$516,236,609	\$4,000,000	-	6,436	1,000	\$71.70	9/26/2019
	United Systems & Software, Inc.	✓ KBI	MARSHALL	N	Final Approval	\$5,562,808	\$1,000,000	-	33	50	\$25.00	9/30/2021
	United Systems & Software, Inc.	KSBTC	MARSHALL	E	Final Approval	\$6,530	\$6,265	-	23	3	\$27.56	12/13/2012
	United Systems & Software, Inc.	KSBTC	MARSHALL	E	Final Approval	\$27,923	\$7,000	-	26	2	\$17.05	4/25/2013
	Universal Piping Industries, LLC	KEIA	SCOTT	N	Final Approval	\$12,760,800	\$350,000	-	53	25	\$29.00	12/9/2021
	Universal Woods, Incorporated	✓ KBI	JEFFERSON	E	Final Approval	\$13,150,000	\$3,000,000	-	99	156	\$20.55	5/31/2018
	University of Kentucky Coldstream Research Campus	EDB	FAYETTE	E	Final Approval	\$14,500,000	-	\$500,000	NA	150	NA	9/24/2020
	UofL Health-Louisville, Inc.	KEDFA	JEFFERSON	E	Final Approval	\$60,000,000	-	\$35,000,000	NA	NA	NA	3/26/2020
	V-Soft Consulting Group, Inc.	✓ KBI	JEFFERSON	E	Final Approval	\$8,202,695	\$1,500,000	-	55	105	\$45.00	9/27/2018
	Valvoline LLC, Lexington-Fayette Urban County Government	EDB	FAYETTE	E	Final Approval	\$6,971,250	-	\$450,000	616	NA	\$42.00	6/30/2016
	Vanderbilt Chemicals, LLC	KEIA	CALLOWAY	E	Final Approval	\$5,204,000	\$75,000	-	98	NA	NA	8/25/2022
	Vantage Engineering PLC	KSBTC	MERCER	E	Final Approval	\$8,345	\$7,000	-	6	2	\$21.58	12/9/2021
	VeBridge Holdings, Inc.	KSBTC	FAYETTE	E	Final Approval	\$5,683	\$5,600	-	20	3	\$28.65	10/26/2017
	Vector Horizon Technologies LLC	KSBTC	WARREN	E	Final Approval	\$55,000	\$10,500	-	6	3	\$31.89	12/10/2015
	Vector Horizon Technologies LLC	KSBTC	WARREN	E	Final Approval	\$184,381	\$10,500	-	3	3	\$42.33	4/30/2015
	Vegatek Corporation	KSBTC	JEFFERSON	E	Final Approval	\$5,119	\$3,500	-	2	1	\$43.75	5/26/2016
	Ventra Plastics Russellville, Inc.	✓ KBI	LOGAN	E	Final Approval	\$3,385,300	\$500,000	-	230	25	NA	1/29/2015
	Versailles Independent Pharmacy Inc	KSBTC	WOODFORD	E	Final Approval	\$5,276	\$3,500	-	3	1	\$60.72	12/12/2019
	Verst Group Logistics, Inc.	✓ KBI	BOONE	E	Final Approval	\$6,100,000	\$500,000	-	34	25	\$15.68	6/27/2013
	Verst Group Logistics, Inc.	KEIA	GRANT	N	Final Approval	\$45,400,000	\$300,000	-	NA	100	\$32.00	9/29/2022
	VIA Internet Studio, Inc.	KSBTC	JEFFERSON	E	Final Approval	\$17,977	\$17,900	-	11	6	\$26.27	1/26/2017
	Via Vitae Development, LLC	KSBTC	FAYETTE	E	Final Approval	\$22,900	\$14,000	-	3	4	\$17.64	8/29/2019
	Videobred, Inc.	KSBTC	JEFFERSON	E	Final Approval	\$5,451	\$3,500	-	11	1	\$19.23	5/31/2018
	Videobred, Inc.	KSBTC	JEFFERSON	E	Final Approval	\$7,893	\$3,500	-	10	1	\$15.50	4/27/2017
	Virgin Property Group, LLC	KSBTC	JEFFERSON	E	Final Approval	\$8,447	\$3,500	-	2	1	\$21.63	10/31/2019
	Virtus Precision Tube, LLC	✓ KBI	SIMPSON	E	Final Approval	\$11,015,924	\$1,000,000	-	77	25	NA	10/29/2020
	Visual Image Systems Company, LLC	KSBTC	JEFFERSON	E	Final Approval	\$110,600	\$3,500	-	38	1	\$13.00	3/31/2016
	Visual Image Systems Company, LLC	KSBTC	JEFFERSON	E	Final Approval	\$24,248	\$3,500	-	39	1	\$14.00	8/25/2016
	Visual Image Systems Company, LLC	KSBTC	JEFFERSON	E	Final Approval	\$13,640	\$3,500	-	40	1	\$12.50	9/29/2016
	Visual Image Systems Company, LLC	KSBTC	JEFFERSON	E	Final Approval	\$28,500	\$10,500	-	41	3	\$12.83	12/8/2016
	Visumatic Industrial Products, Inc.	KSBTC	FAYETTE	E	Final Approval	\$41,802	\$17,500	-	24	5	\$19.94	5/25/2017
	Visumatic Industrial Products, Inc.	KSBTC	FAYETTE	E	Final Approval	\$6,122	\$3,500	-	31	1	\$27.50	6/27/2019
	Visumatic Industrial Products, Inc.	KSBTC	FAYETTE	E	Final Approval	\$12,500	\$7,000	-	29	2	\$19.88	6/28/2018
	VITOK Engineers, Inc.	KSBTC	JEFFERSON	E	Final Approval	\$21,990	\$21,000	-	26	6	\$42.04	6/28/2018

	Vittorow Cabinet Shop, Inc.	KS BTC	NELSON	E	Final Approval	\$153,144	\$25,000	-	41	8	\$15.84	6/27/2019
	ViWinTech Window & Door, Inc.	✓ KBI	MCCRACKEN	E	Final Approval	\$10,000,000	\$500,000	-	246	40	\$13.46	12/9/2021
	VND Restoration, LLC	KS BTC	JESSAMINE	E	Final Approval	\$7,002	\$7,000	-	5	2	\$14.00	12/8/2016
	VND Restoration, LLC	KS BTC	JESSAMINE	E	Final Approval	\$8,117	\$3,500	-	4	1	\$13.27	12/10/2015
①	Vogelsang Corporation	✓ KBI	MONTGOMERY	N	Final Approval	\$2,559,000	\$500,000	-	NA	34	\$14.00	10/27/2016
①	Vogelsang Corporation (through the City of Mt. Sterling)	EDB	MONTGOMERY	N	Final Approval	\$975,000	-	\$75,000	NA	22	\$17.50	12/13/2013
	Volta Electric, LLC	KS BTC	BOONE	E	Final Approval	\$33,749	\$7,000	-	6	2	\$13.50	10/29/2020
	Volta Electric, LLC	KS BTC	BOONE	E	Final Approval	\$32,386	\$7,000	-	8	2	\$15.60	12/9/2021
	Volta Inc.	KS BTC	FRANKLIN	E	Final Approval	\$5,123	\$3,500	-	28	1	\$21.63	12/9/2021
	Volta Inc.	KS BTC	FRANKLIN	E	Final Approval	\$36,666	\$10,500	-	25	3	\$27.36	8/26/2021
	Volta Inc.	KS BTC	FRANKLIN	E	Final Approval	\$6,284	\$3,500	-	24	1	\$28.13	6/25/2020
	Volta Inc.	KS BTC	FRANKLIN	E	Final Approval	\$7,664	\$7,000	-	22	2	\$33.42	2/27/2020
	Volta Inc.	KS BTC	FRANKLIN	E	Final Approval	\$5,966	\$3,500	-	21	1	\$23.80	8/29/2019
	Volta Inc.	KS BTC	FRANKLIN	E	Final Approval	\$8,488	\$3,500	-	20	1	\$17.58	12/7/2017
①	Von Lehman & Company Inc	✓ KBI	KENTON	N	Final Approval	\$3,060,000	\$300,000	-	46	20	\$36.05	5/25/2017
	VR Vertical, LLC	✓ KBI	JEFFERSON	E	Final Approval	\$5,100,000	\$650,000	-	29	60	\$25.00	12/10/2020
	Vuecom Media Group Co.	KS BTC	MCCRACKEN	E	Final Approval	\$5,768	\$3,500	-	5	1	\$12.33	4/27/2017
①	Vuteq USA, Inc.	✓ KBI	SCOTT	E	Final Approval	\$11,917,950	\$500,000	-	71	36	\$15.15	4/28/2016
	W & B Broadcasting Co., Inc.	KS BTC	HARDIN	E	Final Approval	\$16,500	\$7,000	-	15	2	\$23.96	6/30/2016
	W & B Broadcasting Co., Inc.	KS BTC	HARDIN	E	Final Approval	\$27,520	\$7,000	-	17	2	\$23.56	6/28/2018
	W-W Seeds, Inc.	KS BTC	HENDERSON	E	Final Approval	\$49,467	\$10,500	-	3	3	\$17.95	12/13/2018
①	Wacker Chemical Corporation	✓ KRA	MARSHALL	E	Final Approval	\$11,907,196	\$2,700,000	-	108	NA	\$30.30	1/31/2013
①	Wacker Chemical Corporation	✓ KBI	MARSHALL	E	Final Approval	\$60,000,000	\$1,650,000	-	113	15	\$20.00	10/27/2016
	Wake Cumberland Watersports LLC	KS BTC	PULASKI	E	Final Approval	\$15,080	\$10,500	-	NA	3	\$15.14	12/9/2021
	Walden Funeral Home, LLC	KS BTC	BOYLE	E	Final Approval	\$7,083	\$3,500	-	3	1	\$15.00	12/10/2020
	Wall Street Greetings, LLC	KS BTC	WOODFORD	E	Final Approval	\$16,981	\$3,500	-	5	1	\$37.44	7/30/2015
	Walmart Inc.	✓ KBI	BULLITT	N	Final Approval	\$41,300,000	\$3,000,000	-	NA	400	\$14.00	8/26/2021
①	Washington Penn Plastic Company, Inc.	✓ KRA	FRANKLIN	E	Final Approval	\$8,823,893	\$500,000	-	51	NA	\$19.14	5/30/2013
	Wastequip, LLC	✓ KBI	MONTGOMERY	N	Final Approval	\$7,283,020	\$1,900,000	-	NA	100	\$20.79	12/9/2021
	Water Tower Place, LLC	KEIA	JEFFERSON	N	Final Approval	\$26,000,000	\$400,000	-	NA	35	\$20.00	4/26/2018
	Watson's Heat & Air LLC	KS BTC	MADISON	E	Final Approval	\$7,500	\$3,500	-	7	1	\$16.00	4/30/2020
①	Wausau Paper Towel & Tissue, LLC	✓ KBI	MERCER	E	Final Approval	\$196,505,303	\$6,000,000	-	389	76	\$22.16	3/28/2013
	West Louisville Preservation Hall, LLC	KS BTC	DAVIESS	E	Final Approval	\$5,563	\$3,500	-	NA	1	\$15.00	10/25/2018
	West Sixth Brewing Company, LLC	KS BTC	FAYETTE	E	Final Approval	\$12,524	\$10,500	-	26	3	\$15.83	3/28/2019
	West Sixth Brewing Company, LLC	KS BTC	FAYETTE	E	Final Approval	\$129,031	\$14,000	-	29	4	\$18.03	8/26/2021
	West Sixth Brewing Company, LLC	KS BTC	FAYETTE	E	Final Approval	\$31,929	\$24,500	-	33	7	\$19.52	8/25/2022
①	West Sixth Brewing Company, LLC	KS BTC	FAYETTE	E	Final Approval	\$21,950	\$7,000	-	6	2	\$18.07	8/28/2014
	West Sixth Brewing Company, LLC	KS BTC	FAYETTE	E	Final Approval	\$25,000	\$10,500	-	19	3	\$18.65	10/27/2016

	West Sixth Brewing Company, LLC	KSBTC	FAYETTE	E	Final Approval	\$15,198	\$14,000	-	15	4	\$12.44	2/25/2016
	West Sixth Brewing Company, LLC	KSBTC	FAYETTE	E	Final Approval	\$35,000	\$34,500	-	8	7	\$14.83	12/10/2015
	West Sixth Brewing Company, LLC	KSBTC	FAYETTE	E	Final Approval	\$14,700	\$14,000	-	22	4	\$17.65	8/31/2017
	Western Crane Service, Inc.	KSBTC	WARREN	E	Final Approval	\$32,619	\$21,000	-	26	6	\$25.85	12/13/2018
	Western Crane Service, Inc.	KSBTC	WARREN	E	Final Approval	\$188,432	\$21,000	-	32	6	\$22.96	12/12/2019
Ⓢ	Westlake Vinyls, Inc.	✓ KRA	MARSHALL	E	Final Approval	\$91,523,440	\$10,000,000	-	389	NA	\$37.93	10/25/2018
	Weyland Ventures Holdings, LLC	KSBTC	JEFFERSON	E	Final Approval	\$15,612	\$10,500	-	15	3	\$31.04	1/28/2021
Ⓢ	Whip-Mix Corporation	✓ KRA	JEFFERSON	E	Final Approval	\$2,705,097	\$500,000	-	150	NA	\$24.58	5/29/2014
Ⓢ	White Clay Consulting, Inc.	✓ KBI	JEFFERSON	N	Final Approval	\$1,850,000	\$390,000	-	12	30	\$35.00	5/31/2018
	WhiteRock Pigments, Inc.	KEIA	HANCOCK	N	Final Approval	\$179,626,333	\$300,000	-	NA	124	\$18.67	10/26/2017
	Whitlock, CPA, PLLC	KSBTC	GRAVES	E	Final Approval	\$5,720	\$3,500	-	6	1	\$15.00	2/24/2022
	Wholesale Hardwood Interiors, Inc.	KEIA	TAYLOR	N	Final Approval	\$7,100,000	\$200,000	-	NA	100	\$10.42	1/28/2021
	Wieland North America, Inc.	KEIA	SHELBY	N	Final Approval	\$250,000,000	\$750,000	-	NA	225	\$23.08	5/27/2021
	Wieland North American Recycling, LLC	EDB	SHELBY	N	Final Approval	\$250,000,000	-	\$500,000	NA	225	NA	3/31/2022
Ⓢ	Wieland Rolled Products North America, LLC (ka GBC Metals, LLC d/b/a Olin Brass	✓ KBI	JEFFERSON	N	Final Approval	\$3,820,700	\$1,800,000	-	NA	39	\$57.64	3/28/2013
	Wilde Brands, Inc.	✓ KBI	CLARK	N	Final Approval	\$10,686,000	\$509,000	-	NA	50	\$17.00	6/30/2022
	Wilder Iron Works LLC	KSHTC	CAMPBELL	E	Final Approval	\$28,853	\$10,500	-	NA	3	\$23.31	2/7/2019
	Wilder Iron Works LLC	KSBTC	CAMPBELL	E	Final Approval	\$17,350	\$7,000	-	3	2	\$15.00	8/26/2021
Ⓢ	Wilderness Trace Distillery Limited Liability Company	✓ KBI	BOYLE	E	Final Approval	\$9,910,000	\$250,000	-	18	25	\$21.25	9/26/2019
	Wilderness Trace Solar, Inc.	KSHTC	BOYLE	E	Final Approval	\$9,500	\$7,000	-	2	2	\$17.50	6/29/2017
	Wilderness Trace Veterinary Clinic, PLLC	KSBTC	BOYLE	E	Final Approval	\$5,140	\$3,500	-	6	1	\$11.50	5/27/2021
Ⓢ	Wiley Edu, LLC (ka The Learning House, Inc.)	✓ KBI	JEFFERSON	E	Final Approval	\$6,297,837	\$600,000	-	47	65	\$15.39	6/28/2012
	Wiley Electrical Contractor, LLC	KSBTC	LINCOLN	E	Final Approval	\$6,990	\$3,500	-	1	1	\$24.00	12/12/2019
	William S. Wetterer & Co., P.S.C	KSBTC	JEFFERSON	E	Final Approval	\$10,655	\$10,500	-	10	3	\$26.44	8/28/2014
	Williams Advertising, LLC	KSBTC	CHRISTIAN	E	Final Approval	\$5,335	\$3,500	-	3	1	\$19.23	4/29/2021
	Williams Vintage Woodworks Limited Liability Company	KSHTC	LINCOLN	E	Final Approval	\$5,123	\$3,500	-	NA	1	\$13.00	5/28/2020
	Willie's Commercial Printing, LLC	KSBTC	PULASKI	E	Final Approval	\$79,802	\$3,500	-	2	1	\$12.85	12/8/2016
Ⓢ	Willow Hill Supply, LLC	KSBTC	CLARK	E	Final Approval	\$100,893	\$3,500	-	1	1	\$11.25	1/29/2015
	Willow Hill Supply, LLC	KSBTC	CLARK	E	Final Approval	\$67,996	\$17,500	-	2	5	\$13.70	9/30/2021
	Wilpower Futures, Inc	KSBTC	KNOX	E	Final Approval	\$6,936	\$3,500	-	NA	1	\$11.00	4/26/2018
	Winchester Pest Control, Inc.	KSBTC	CLARK	E	Final Approval	\$11,023	\$3,500	-	4	1	\$11.00	2/27/2014
	Winebrenner Financial Services, Inc.	KSBTC	MARION	E	Final Approval	\$20,727	\$3,500	-	1	1	\$11.72	3/31/2016
	Winner Furnishings Group, L.L.C.	KSBTC	JEFFERSON	E	Final Approval	\$24,495	\$21,000	-	21	6	\$18.38	1/26/2017
	Winner Furnishings Group, L.L.C.	KSBTC	JEFFERSON	E	Final Approval	\$26,416	\$24,500	-	27	7	\$13.33	10/25/2018
	Winner's Circle Painting, LLC	KSBTC	JESSAMINE	E	Final Approval	\$39,000	\$10,500	-	17	3	\$23.48	12/10/2020
	Winner's Circle Painting, LLC	KSBTC	JESSAMINE	E	Final Approval	\$27,065	\$17,500	-	12	5	\$22.34	12/12/2019
	Winner's Circle	KSBTC	JESSAMINE	E	Final	\$19,700	\$10,500	-	20	3	\$20.00	12/9/2021

Painting, LLC				Approval								
Winner's Circle Painting, LLC	✓	KSBTC	JESSAMINE	E	Final Approval	\$40,906	\$17,500	-	7	5	\$18.13	12/7/2017
Winnmedia, LLC		KSBTC	JESSAMINE	E	Final Approval	\$9,000	\$7,000	-	4	2	\$17.25	12/13/2018
Wisdom Tree Technologies LLC		KSBTC	CALLOWAY	E	Final Approval	\$20,075	\$3,500	-	5	1	\$17.66	4/30/2015
Wise Bird Cider Co, LLC		KSBTC	FAYETTE	E	Final Approval	\$11,229	\$10,500	-	NA	3	\$21.90	4/29/2021
WKY Development, LLC d/b/a Oak Grove Gaming and Racing, LLC		KEIA	CHRISTIAN	N	Final Approval	\$179,250,000	\$1,000,000	-	NA	300	\$17.91	7/25/2019
Wolf Steel Acquisition, LLC	✓	KBI	GRANT	E	Final Approval	\$5,950,000	\$350,000	-	85	30	\$16.96	8/27/2020
 Wolf Steel Acquisition, LLC	✓	KBI	GRANT	E	Final Approval	\$2,342,000	\$450,000	-	55	30	\$15.54	6/29/2017
 Wolf Steel Acquisition, LLC	✓	KBI	GRANT	E	Final Approval	\$3,270,000	\$360,000	-	22	18	\$11.30	12/11/2014
Work Architecture and Design, Ltd. Co.		KSBTC	JEFFERSON	E	Final Approval	\$5,583	\$3,500	-	4	1	\$19.23	5/28/2020
 Worldwide Equipment - Heritage Inc.		KREDA	LAWRENCE	N	Final Approval	\$3,250,000	\$875,000	-	NA	38	\$16.07	1/31/2008
 Worldwide Technologies, LLC	✓	KBI	SIMPSON	E	Final Approval	\$475,000	\$200,000	-	53	14	\$15.00	4/30/2020
Worldwide Technologies, LLC		KEIA	GREEN	N	Final Approval	\$1,420,000	\$30,000	-	NA	25	\$17.00	3/25/2021
WPT Corporation	✓	KBI	OHIO	N	Final Approval	\$4,934,000	\$750,000	-	55	40	\$15.00	8/27/2020
Wright Contracting Services, Inc.		KSBTC	KENTON	E	Final Approval	\$18,654	\$3,500	-	16	1	\$26.56	4/30/2020
Wright Contracting Services, Inc.		KSBTC	KENTON	E	Final Approval	\$57,950	\$3,500	-	15	1	\$16.01	5/30/2019
XlerateHealth (Non-Profit), Inc.		HTP	JEFFERSON	E	Final Approval	\$190,000	\$100,000	-	NA	NA	NA	12/8/2016
Xooker, LLC	✓	KBI	FAYETTE	N	Final Approval	\$2,858,200	\$1,000,000	-	6	100	\$24.50	9/30/2021
Xploreky, LLC		KSBTC	JEFFERSON	E	Final Approval	\$89,537	\$3,500	-	7	1	\$25.00	12/8/2016
XPLOREKY, LLC		KSBTC	JEFFERSON	E	Final Approval	\$6,000	\$3,500	-	6	1	\$26.50	4/30/2015
XPLOREKY, LLC		KSBTC	JEFFERSON	E	Final Approval	\$49,622	\$14,000	-	8	4	\$20.13	5/31/2018
XploreKy, LLC		KSBTC	JEFFERSON	E	Final Approval	\$42,800	\$14,000	-	12	4	\$21.09	3/26/2020
Xtreme Cleaning Solutions, LLC		KSBTC	OLDHAM	E	Final Approval	\$7,380	\$3,500	-	6	1	\$15.50	12/10/2015
 Yahagi America Molding, Inc.	✓	KBI	EDMONSON	E	Final Approval	\$2,257,500	\$330,000	-	34	15	\$10.20	2/27/2014
Yount Construction, LLC		KSBTC	FRANKLIN	E	Final Approval	\$44,607	\$3,500	-	NA	1	\$17.31	1/30/2014
 YS Precision Stamping Inc.	✓	KBI	SCOTT	N	Final Approval	\$9,950,000	\$1,000,000	-	NA	100	\$19.87	1/28/2016
 Zeon Chemicals, L.P.	✓	KRA	JEFFERSON	E	Final Approval	\$5,893,833	\$2,250,000	-	207	NA	\$33.43	4/25/2013
Zhou Pain Management Center, PLLC		KSBTC	JEFFERSON	E	Final Approval	\$11,491	\$10,500	-	1	3	\$20.13	2/23/2017
Zimmzang, LLC		KSBTC	FAYETTE	E	Final Approval	\$29,400	\$7,000	-	1	2	\$14.16	9/24/2015
 ZirMed Inc. dba Waysiar Health	✓	KBI	JEFFERSON	E	Final Approval	\$5,152,500	\$2,000,000	-	247	85	\$39.22	8/28/2014
Zoeller Company	✓	KBI	JEFFERSON	E	Final Approval	\$5,500,000	\$650,000	-	345	45	\$25.34	4/25/2019
 ZoomEssence, Inc.	✓	KBI	BOONE	E	Final Approval	\$800,000	\$300,000	-	NA	20	\$24.55	1/29/2015
 Zotefoams Inc.	✓	KBI	KENTON	E	Final Approval	\$21,610,000	\$600,000	-	19	25	\$30.04	7/26/2018
Zschimmer & Schwarz Interpolymer Inc.		KEIA	JEFFERSON	E	Final Approval	\$9,500,000	\$125,000	-	18	21	\$40.00	3/31/2022

Facility Details:

 [Link to the Kentucky Business & Industry Information System \(KBIS\), providing details on a recipient's facility, including employment data when available.](#)

Programs:

HTP: High-Tech Investment / Construction Pools

KIRA: Kentucky Industrial Revitalization Act

EDB: Economic Development Bonds	KJDA: Kentucky Jobs Development Act
IEIA: Incentives for Energy Independence Act	KJRA: Kentucky Jobs Retention Act
KBI: Kentucky Business Investment Program	KRA: Kentucky Reinvestment Act
KEDFA: Direct Loan and Small Business Loan Program	KREDA: Kentucky Rural Economic Development Act
KEIA: Kentucky Enterprise Initiative Act	KSBTC: Kentucky Small Business Tax Credit
KEOZ: Kentucky Economic Opportunity Zone	LGEDF: Local Government Economic Development Fund
KESA: Kentucky Environmental Stewardship Act	LINE ITEM: General Assembly Line Item Project
KIDA: Kentucky Industrial Development Act	

Project Type:

- E = Expansion
- N = New Location
- R = Relocation

Incentive Status:


- Prelim Approval:** Project has received preliminary approval. This status only applies to the following programs: KBI, KIDA, KREDA, KJDA, KIRA, KJRA, KESA, KEOZ, KRA, IEIA and BSSC Tax Credits.
- Final Approval:** Project has received either its only approval or final approval (when two approvals are required) and begins the monitoring period.
- Inactive:** Agreement has concluded and the project is no longer eligible for incentives.

Disclaimer: Incentive information provided in the Kentucky Financial Incentives Project Database (the Database) pertains to all projects approved for incentives by either the Kentucky Economic Development Finance Authority (KEDFA) or the Bluegrass State Skills Corporation (BSSC), which are active as of January 1, 2008 through the present. Active projects are those that have received preliminary or final approval and are being monitored for compliance. Projects that were active as of January 1, 2008, but have become inactive since that date will also be included in the Database.

Project information contained in the database is based on estimates and projections provided by the incentive recipients prior to project completion. While recipients are required to meet statutory minimum standards for jobs and wages (KRS Chapter 154), they are not always legally bound to meet their own projections, which often far exceed the statutory minimums. Recipient projections and estimates are neither confirmed nor updated in this database during the life of the project. The project status is subject to change during the life of the project based upon actions of KEDFA/BSSC or the recipient.

The information provided in the Database is believed to be accurate, but is not warranted and is for informational purposes only. While all attempts are made to insure the correctness and accuracy of information in this database and to make corrections brought to our attention, no representation or guarantee, expressed or implied, is made as to the accuracy of the information presented. The Kentucky Cabinet for Economic Development assumes no liability for the accuracy of the information contained in this database.





CED Projects

Approved – Fiscal YE 2021

Statutorily Required Annual Reports

FY 2021-2022





Cabinet for Economic Development

Kentucky's Financial Incentives Database

10/3/2022 1:16:14 PM

Your search criteria of:

Project Type: All

Program: KEDFA, KEOZ, KEIA, KESA, KIDA, KIRA, KJDA, KJRA, KRA, KREDA, HTP, LGEDF, IEIA, EDB, Linellens, KBI, KSBTC


Incentive Status: Final Approval

Approval Dates: From: 07/01/2021 To: 06/30/2022

Counties: All

has returned the following results:

KEDFA APPROVED PROJECTS

RECIPIENT	PROGRAM	COUNTY	PROJECT TYPE	INCENTIVE STATUS	TOTAL PROJECT COST	MAXIMUM TAX INCENTIVE AUTHORIZED	AUTHORIZED LOAN/GRANT	STARTING JOBS	ESTIMATED NEW JOBS	ESTIMATED AVERAGE HOURLY WAGE	DATE OF KEDFA ACTION
1st Class Mortgage Group, LLC	KSBTC	JEFFERSON	E	Final Approval	\$6,330	\$3,500	-	NA	1	\$23.06	2/24/2022
Ackerman CPAs, LLC	KSBTC	JEFFERSON	E	Final Approval	\$7,135	\$7,000	-	NA	2	\$20.43	1/27/2022
Advanced Dental Center, Inc.	KSBTC	JEFFERSON	E	Final Approval	\$27,900	\$24,500	-	NA	7	\$27.02	9/30/2021
Airmart, Inc.	KSBTC	FAYETTE	E	Final Approval	\$5,969	\$5,900	-	10	2	\$17.50	3/31/2022
All Hours Lock & Key, LLC	KSBTC	FAYETTE	E	Final Approval	\$31,028	\$3,500	-	3	1	\$12.25	12/9/2021
All Safe Industries, Inc.	KSBTC	JEFFERSON	E	Final Approval	\$13,126	\$10,500	-	3	3	\$20.67	12/9/2021
American Tile Company, Inc.	KSBTC	JEFFERSON	E	Final Approval	\$21,201	\$7,000	-	18	2	\$27.65	5/26/2022
American Tire, Inc.	KSBTC	NELSON	E	Final Approval	\$15,981	\$10,500	-	17	3	\$20.17	1/27/2022
American Wood Fibers, Inc.	✓ KBI	MARION	E	Final Approval	\$5,241,000	\$300,000	-	101	23	\$16.24	9/30/2021
Anesthesia Health Consultants, LLC	KSBTC	JEFFERSON	E	Final Approval	\$12,689	\$12,600	-	18	4	\$18.13	3/31/2022
Anne-Marie Hogan, CPA, PLLC	KSBTC	JEFFERSON	E	Final Approval	\$19,675	\$14,000	-	1	4	\$19.25	3/31/2022
 Asahi Bluegrass Forge Corporation	✓ KBI	MADISON	E	Final Approval	\$40,000,000	\$1,000,000	-	49	50	\$20.00	12/9/2021
Associates in Accounting, PSC	KSBTC	JEFFERSON	E	Final Approval	\$8,324	\$7,000	-	10	2	\$19.25	12/9/2021
Aviette BioProcessing, LLC	KSBTC	SIMPSON	E	Final Approval	\$8,250	\$3,500	-	NA	1	\$40.86	12/9/2021
Barnes Auto Service Inc.	KSBTC	JEFFERSON	E	Final Approval	\$13,273	\$7,000	-	11	2	\$23.00	3/31/2022
Barrell Craft Spirits, LLC	KEIA	JEFFERSON	N	Final Approval	\$3,225,000	\$20,000	-	21	30	\$21.30	7/29/2021
BGS Kentucky, LLC	KSBTC	FAYETTE	E	Final Approval	\$5,057	\$3,500	-	NA	1	\$18.27	6/30/2022
Big Jack's Donuts & Coffee, LLC	KSBTC	ANDERSON	E	Final Approval	\$5,273	\$3,500	-	NA	1	\$14.47	12/9/2021
Bio-Medical Equipment Service Company	KSBTC	JEFFERSON	E	Final Approval	\$18,315	\$17,500	-	24	5	\$22.32	10/28/2021
Blue Frame Technology LLC	KSBTC	FAYETTE	E	Final Approval	\$10,801	\$10,500	-	16	3	\$26.14	12/9/2021
Blue Frame Technology LLC	KSBTC	FAYETTE	E	Final Approval	\$8,430	\$7,000	-	19	2	\$24.73	4/28/2022

Bluegrass Bean Counter, PLLC	KSHTC	SCOTT	E	Final Approval	\$3,001	\$3,500	-	3	1	\$18.00	12/9/2021
Bluegrass Chiro, PLLC	KSBTC	BOYLE	E	Final Approval	\$20,825	\$17,500	-	44	5	\$21.07	12/9/2021
Brown & Kubican, P.S.C.	KSBTC	FAYETTE	E	Final Approval	\$8,630	\$7,000	-	19	2	\$29.50	1/27/2022
Buffalo Trace Distillery, Inc.	KEIA	FRANKLIN	E	Final Approval	\$17,500,000	\$100,000	-	485	NA	\$26.93	10/28/2021
Busy Bee Occupational Therapy, PLLC	KSBTC	MADISON	E	Final Approval	\$10,676	\$10,500	-	7	3	\$20.86	12/9/2021
C-Forward, Inc.	KEIA	KENTON	E	Final Approval	\$2,342,500	\$50,000	-	NA	NA	NA	8/26/2021
Campari America LLC	KEIA	ANDERSON	E	Final Approval	\$3,153,330	\$50,000	-	165	10	\$24.50	12/9/2021
Capital Recovery Group Technologies LLC	KSBTC	JEFFERSON	E	Final Approval	\$62,633	\$25,000	-	7	8	\$53.25	9/30/2021
Catalent Pharma Solutions, LLC	KEIA	CLARK	E	Final Approval	\$171,412,000	\$250,000	-	NA	NA	\$38.50	4/28/2022
Catalent Pharma Solutions, LLC	KEIA	CLARK	N	Final Approval	\$3,550,000	\$25,000	-	NA	15	\$38.21	4/28/2022
CNHC, LLC	KSBTC	KENTON	E	Final Approval	\$42,400	\$3,500	-	4	1	\$21.00	3/31/2022
Collier Associates, Inc.	KSBTC	MARSHALL	E	Final Approval	\$15,900	\$7,000	-	8	2	\$40.75	3/31/2022
Collier Electrical Service, Inc.	KSBTC	MARSHALL	E	Final Approval	\$61,860	\$10,500	-	29	3	\$34.48	3/31/2022
Colors Galore, LLC	KSBTC	JEFFERSON	E	Final Approval	\$8,102	\$7,000	-	3	2	\$18.50	12/9/2021
Comprehensive Medical Management, LLC	✓ KBI	CAMPBELL	E	Final Approval	\$754,098	\$700,000	-	79	150	\$16.21	9/30/2021
Continental Refining Company LLC	KEIA	PULASKI	E	Final Approval	\$26,843,276	\$150,000	-	10	18	\$20.08	9/30/2021
Cornerstone Engineering, Inc.	KSBTC	JEFFERSON	E	Final Approval	\$76,190	\$7,000	-	8	2	\$34.38	12/9/2021
Corvin's Furniture & Carpet, LLC	KSBTC	NELSON	E	Final Approval	\$15,200	\$3,500	-	20	1	\$14.68	10/28/2021
CTI - Clinical Trial Services, Inc.	✓ KBI	KENTON	N	Final Approval	\$36,591,590	\$14,000,000	-	39	500	\$38.00	12/9/2021
DAE-IL USA, Inc.	✓ KBI	CALLOWAY	N	Final Approval	\$50,000,000	\$3,000,000	-	NA	120	\$15.00	12/9/2021
Daniel Corporation	✓ KBI	BOYD	E	Final Approval	\$12,250,000	\$1,250,000	-	3	53	\$30.00	7/29/2021
Darling State of Mind LLC	KSBTC	JEFFERSON	E	Final Approval	\$5,123	\$3,500	-	1	1	\$15.00	12/9/2021
DawnBland.com, LLC	KSBTC	BRECKINRIDGE	E	Final Approval	\$8,786	\$7,000	-	3	2	\$13.00	9/30/2021
DENSO Air Systems Michigan Inc.	✓ KBI	CHRISTIAN	E	Final Approval	\$8,953,000	\$900,000	-	105	45	\$14.28	4/28/2022
Diane Goetz Family Practice PLLC	KSBTC	DAVISS	E	Final Approval	\$7,079	\$7,000	-	1	2	\$17.00	4/28/2022
Eddyville Riverport and Industrial Development Authority, Inc.	EDB	LYON	N	Final Approval	\$179,895	-	\$75,000	NA	NA	NA	10/28/2021
Ehlers, Inc.	KSBTC	JEFFERSON	E	Final Approval	\$11,703	\$3,500	-	3	1	\$37.50	12/9/2021
Epiphany Foam Insulation, LLC	KSBTC	WOODFORD	E	Final Approval	\$82,381	\$3,500	-	10	1	\$13.00	12/9/2021
Ethos Holding Corp.	KEIA	CAMPBELL	E	Final Approval	\$2,279,000	\$100,000	-	326	NA	\$16.50	3/31/2022
Eurofins Genomics LLC	KEIA	JEFFERSON	E	Final Approval	\$35,710,502	\$300,000	-	87	30	\$24.53	1/27/2022
F&E Aircraft Maintenance (Miami) LLC	KEIA	BOYLE	N	Final Approval	\$40,200,000	\$300,000	-	280	124	\$35.00	3/31/2022
FamilyCare Counseling Solutions LLC	KSBTC	KENTON	E	Final Approval	\$16,260	\$16,200	-	5	5	\$20.07	2/24/2022
Federal-Mogul Motorparts LLC	✓ KBI	BARREN	E	Final Approval	\$21,443,000	\$960,000	-	163	40	\$22.04	12/9/2021
Firestone	EDB	WHITLEY		Final	\$50,889,000	-	\$150,000	402	250	NA	4/28/2022

				Approval										
Industrial Products Company, LLC														
Flex Films (USA) Inc.	KEIA	HARDIN	E	Final Approval	\$7,416,440	\$70,000	-	NA	10	\$16.88	4/28/2022			
Flottweg Separation Technology, Inc.	KEIA	BOONE	E	Final Approval	\$1,750,000	\$50,000	-	50	12	\$30.00	4/28/2022			
Funa Lexington Technology Corporation	KEIA	FAYETTE	E	Final Approval	\$6,078,096	\$200,000	-	42	2	\$22.00	12/9/2021			
FWK & Associates PLLC	KSBTC	FAYETTE	E	Final Approval	\$8,887	\$7,000	-	10	2	\$23.50	12/9/2021			
G. J. Burkhart, Inc. dba Fry Fastening Systems	KEIA	BOONE	E	Final Approval	\$3,004,000	\$60,000	-	NA	3	\$18.00	10/28/2021			
Gentis Solutions, LLC	✓ KBI	KENTON	N	Final Approval	\$2,210,000	\$500,000	-	NA	80	\$26.00	10/28/2021			
Georgetown Auto Sales, Inc.	KSBTC	SCOTT	E	Final Approval	\$17,311	\$17,300	-	3	5	\$38.66	6/30/2022			
Givandan Flavors Corporation	✓ KBI	BOONE	E	Final Approval	\$20,800,000	\$200,000	-	135	20	\$27.03	7/29/2021			
Global Mail, Inc. dba DHL eCommerce Solutions	KEIA	BOONE	N	Final Approval	\$55,000,000	\$1,500,000	-	279	75	\$22.90	9/30/2021			
Goose Creek Candles, LLC L.L.C.	✓ KBI	CASEY	E	Final Approval	\$2,886,444	\$300,000	-	13	60	\$13.00	2/24/2022			
Gorillashine.com, LLC	KSBTC	FAYETTE	E	Final Approval	\$17,172	\$14,000	-	3	4	\$18.06	12/9/2021			
Graves County Economic Development, Inc.	EDB	GRAVES		Final Approval	\$230,000	-	\$115,000	NA	NA	NA	3/31/2022			
Greenfield Grain, LLC	KEIA	HENDERSON		Final Approval	\$37,977,675	\$300,000	-	NA	15	\$32.00	4/28/2022			
Greif Packaging LLC dba Multicorr	✓ KBI	JEFFERSON	E	Final Approval	\$17,902,456	\$250,000	-	76	17	\$25.98	6/30/2022			
Gryphon Environmental, LLC	✓ KBI	DAVISS	E	Final Approval	\$1,760,040	\$400,000	-	7	20	\$28.85	9/30/2021			
Harbor Steel & Supply Corporation	KEIA	WARREN	N	Final Approval	\$8,000,000	\$100,000	-	NA	25	\$21.03	9/30/2021			
HB Molding, Inc.	✓ KBI	JEFFERSON	E	Final Approval	\$1,637,653	\$225,000	-	75	20	\$22.00	2/24/2022			
HB Sealing Products Inc.	✓ KBI	JEFFERSON	N	Final Approval	\$13,364,156	\$1,200,000	-	NA	80	\$19.89	12/9/2021			
Healthcare Asset Network INC. d.b.a. HANDLE	✓ KBI	JEFFERSON	E	Final Approval	\$4,041,182	\$1,400,000	-	15	80	\$43.00	9/30/2021			
Healthcare Asset Network, Inc.	KSBTC	JEFFERSON	E	Final Approval	\$15,238	\$15,200	-	10	5	\$60.55	12/9/2021			
Heaven Hill Distilleries, Inc.	KEIA	NELSON	E	Final Approval	\$19,389,636	\$150,000	-	557	NA	NA	12/9/2021			
Heaven Hill Distilleries, Inc.	KEIA	NELSON	E	Final Approval	\$12,926,424	\$100,000	-	557	NA	NA	12/9/2021			
Heaven Hill Distilleries, Inc.	KEIA	NELSON	N	Final Approval	\$135,454,736	\$250,000	-	381	38	\$25.86	3/31/2022			
Hera Testing Laboratories, Inc. dba Hera BioLabs, Inc.	KEIA	FAYETTE	E	Final Approval	\$6,630,000	\$45,000	-	14	20	\$40.00	4/28/2022			
Heritage Millworks, LLC dba Powell Valley Millwork	✓ KBI	MONTGOMERY	E	Final Approval	\$4,415,000	\$1,500,000	-	61	70	\$15.50	3/31/2022			
Hometown Concrete, LLC	KSBTC	BOONE	E	Final Approval	\$81,800	\$24,500	-	12	7	\$25.50	4/28/2022			
Hurd Aviation LLC	KSBTC	FAYETTE	E	Final Approval	\$80,998	\$10,500	-	4	3	\$22.28	2/24/2022			
Infrastructure Precast, Inc.	KSBTC	OHIO	E	Final Approval	\$83,033	\$17,500	-	21	5	\$18.70	12/9/2021			
Inside Out Design, LLC	KSBTC	FRANKLIN	E	Final Approval	\$24,000	\$3,500	-	6	1	\$13.00	12/9/2021			
Insight Automation, Inc.	KSBTC	BOONE	E	Final Approval	\$5,813	\$3,500	-	11	1	\$96.15	1/27/2022			
Integrated Medical Solutions, LLC	KSBTC	JEFFERSON	E	Final Approval	\$27,309	\$25,000	-	22	8	\$45.05	8/26/2021			

ISP Chemicals LLC	KEIA	MARSHALL	E	Final Approval	\$24,000,000	\$150,000	-	NA	NA	\$35.40	12/9/2021
Janson Communications, LLC	KS BTC	BOYD	E	Final Approval	\$41,964	\$21,000	-	24	6	\$22.18	6/30/2022
Johnson Brothers, Incorporated	KS BTC	FLEMING	E	Final Approval	\$28,900	\$7,000	-	11	2	\$12.00	12/9/2021
Joseph Laratta MD Spine Surgeon, LLC	KS BTC	JEFFERSON	E	Final Approval	\$5,382	\$3,500	-	NA	1	\$15.00	12/9/2021
Kentucky Cooprage LP, Ltd	KEIA	MARION	E	Final Approval	\$4,125,000	\$150,000	-	2	14	\$16.00	1/27/2022
Kentucky Industrial Hemp, LLC dba Ecolibre Kentucky	✓ KBI	SCOTT	N	Final Approval	\$14,927,481	\$250,000	-	32	30	\$25.00	3/31/2022
Kentucky Machinery Company, LLC	KS BTC	MADISON	E	Final Approval	\$171,600	\$3,500	-	8	1	\$36.00	12/9/2021
Kimberly-Clark Corporation	KEIA	DAVISS	E	Final Approval	\$110,000,000	\$350,000	-	337	42	\$31.80	12/9/2021
Kinectrics APS Inc.	KEIA	JEFFERSON	E	Final Approval	\$11,400,781	\$100,000	-	5	13	\$24.54	3/31/2022
Kloetkner Metals Corporation	KEIA	MEADE	N	Final Approval	\$26,975,000	\$100,000	-	NA	39	\$26.96	3/31/2022
Kruger Packaging (USA) LLC	EDB	HARDIN	N	Final Approval	\$114,230,777	-	\$100,000	NA	147	NA	2/24/2022
KWH Venture, LLC	KEIA	HARDIN	N	Final Approval	\$71,931,000	\$150,000	-	NA	60	\$28.24	4/28/2022
Lakestone Enterprises, Inc.	KS BTC	SPENCER	E	Final Approval	\$28,635	\$24,500	-	11	7	\$14.29	10/28/2021
Landworx, LLC	KS BTC	BOONE	E	Final Approval	\$206,833	\$17,500	-	8	5	\$27.11	12/9/2021
Legion Logistics, LLC	KS BTC	CAMPBELL	E	Final Approval	\$5,753	\$3,500	-	16	1	\$21.63	3/31/2022
Levi Strauss & Co	KEIA	KENTON	N	Final Approval	\$48,049,339	\$900,000	-	NA	300	NA	1/27/2022
Levy Environmental Services Company	KEIA	MEADE	N	Final Approval	\$32,000,000	\$100,000	-	NA	71	\$25.22	1/27/2022
Lexington Podiatry, PSC	KS BTC	FAYETTE	E	Final Approval	\$24,990	\$7,000	-	30	2	\$15.94	10/28/2021
Lexmark International Inc.	KEIA	FAYETTE	E	Final Approval	\$4,085,000	\$200,000	-	1,250	NA	NA	3/31/2022
Lion First Responder PPE, Inc.	✓ KBI	LEE	N	Final Approval	\$1,237,000	\$850,000	-	NA	75	\$16.49	2/24/2022
Logan Industrial Development Authority, Inc.	EDB	LOGAN	N	Final Approval	\$1,461,763	-	\$335,361	NA	600	NA	10/28/2021
Louisville Panels, LLC	KS BTC	JEFFERSON	E	Final Approval	\$12,000	\$3,500	-	13	1	\$28.00	5/26/2022
LSI Kentucky LLC	✓ KBI	KENTON	E	Final Approval	\$749,504	\$110,000	-	47	22	\$15.00	3/31/2022
Lynx Labeling, Inc.	✓ KBI	BARREN	N	Final Approval	\$1,751,230	\$125,000	-	7	10	\$14.00	12/9/2021
Machine and Components Industries, Inc.	KS BTC	JEFFERSON	E	Final Approval	\$280,000	\$14,000	-	8	4	\$29.48	8/26/2021
Maile Custom Builders, Inc.	KS BTC	KENTON	E	Final Approval	\$82,101	\$3,500	-	15	1	\$17.32	6/30/2022
Major Holdings LLC	KS BTC	JEFFERSON	E	Final Approval	\$6,926	\$6,900	-	NA	2	\$25.24	8/26/2021
Mark R. Collett, P.S.C.	KS BTC	KENTON	E	Final Approval	\$22,900	\$3,500	-	6	1	\$18.00	8/26/2021
Marrillia Interests, LLC	KS BTC	FAYETTE	E	Final Approval	\$45,000	\$7,000	-	23	2	\$31.79	12/9/2021
Marshall County Industrial Development Authority	EDB	MARSHALL	N	Final Approval	\$570,482	-	\$285,241	NA	NA	NA	9/30/2021
Martin County Solar Project, LLC	KEIA	JEFFERSON	N	Final Approval	\$65,634,898	\$600,000	-	NA	NA	NA	12/9/2021
Martinrea Hopkinsville, LLC	KEIA	CHRISTIAN	E	Final Approval	\$31,174,000	\$100,000	-	498	33	\$22.06	8/26/2021
Maysville-Mason	EDB	MASON		Final	\$600,000	-	\$300,000	NA	NA	NA	4/28/2022

County Industrial Development Authority (MMCIDA)				Approval								
McCain Bros Excavating, LLC	✓	KS BTC	WASHINGTON	E	Final Approval	\$137,000	\$10,500	-	19	3	\$19.33	12/9/2021
McDaniel Financial Services, PLLC		KS BTC	BOYLE	E	Final Approval	\$7,872	\$3,500	-	7	1	\$27.00	3/31/2022
McWane, Inc.	✓	KBI	TAYLOR	N	Final Approval	\$16,405,069	\$2,000,000	-	NA	175	\$16.44	3/31/2022
MHS Equipment, LLC	✓	KBI	BULLITT	E	Final Approval	\$29,456,288	\$2,500,000	-	404	300	\$18.65	10/28/2021
Mill Ridge Farm, L.L.P.		KS BTC	FAYETTE	E	Final Approval	\$7,089	\$3,500	-	35	1	\$20.96	9/30/2021
Mizuguchi Plastic Surgery, PLLC		KS BTC	JEFFERSON	E	Final Approval	\$10,000	\$3,500	-	5	1	\$103.00	12/9/2021
MMRC Regional Industrial Development Authority, Inc.		E DB	ROWAN	N	Final Approval	\$425,000	-	\$212,500	NA	NA	NA	4/28/2022
Mobile Network Solutions, LLC		KS BTC	MADISON	E	Final Approval	\$31,961	\$17,500	-	9	5	\$27.16	7/29/2021
Motus Freight, LLC		KS BTC	CAMPBELL	E	Final Approval	\$23,305	\$14,000	-	18	4	\$20.01	12/9/2021
Moxie MOD, LLC		KS BTC	MCCRACKEN	E	Final Approval	\$5,183	\$3,500	-	NA	1	\$20.63	12/9/2021
MRCOOL, LLC Limited Liability Company		KS BTC	GRAVES	E	Final Approval	\$12,673	\$12,600	-	17	4	\$23.20	9/30/2021
My Office Pro, LLC		KS BTC	LAUREL	E	Final Approval	\$21,555	\$21,000	-	13	6	\$13.92	2/24/2022
New Riff Distilling, LLC		KEIA	CAMPBELL	E	Final Approval	\$10,026,688	\$50,000	-	NA	5	\$19.90	5/26/2022
Novelis Corporation		KEIA	TODD	E	Final Approval	\$364,200,000	\$4,000,000	-	145	138	\$30.34	1/11/2022
NuAnn Corporation dba Advantage Plastics		KEIA	JEFFERSON	E	Final Approval	\$569,858	\$25,000	-	NA	NA	\$23.00	5/26/2022
Nuthin' Fancy, Incorporated		KS BTC	JEFFERSON	E	Final Approval	\$19,568	\$19,500	-	NA	6	\$20.50	6/30/2022
NX Development Corp.	✓	KBI	FAYETTE	E	Final Approval	\$882,111	\$200,000	-	1	20	\$25.00	9/30/2021
Optimal Living Services, LLC		KS BTC	FAYETTE	E	Final Approval	\$18,571	\$10,500	-	NA	3	\$18.66	5/26/2022
Patterson and Company CPAs, PLLC		KS BTC	JEFFERSON	E	Final Approval	\$16,248	\$14,000	-	13	4	\$23.65	6/30/2022
Penn and Son Sheet Metal, Inc.		KS BTC	MARSHALL	E	Final Approval	\$12,090	\$7,000	-	4	2	\$16.50	6/30/2022
Perfetti Van Melle USA Inc.		KEIA	BOONE	E	Final Approval	\$9,875,410	\$100,000	-	346	16	\$27.06	12/9/2021
Performance Feeds, LLC	✓	KBI	WARREN	E	Final Approval	\$3,343,000	\$300,000	-	NA	30	\$14.00	12/9/2021
Piramal Pharma Solutions Inc.	✓	KBI	FAYETTE	E	Final Approval	\$26,465,465	\$800,000	-	121	40	\$23.44	12/9/2021
Pitman Creek Wholesale, LLC	✓	KBI	LINCOLN	N	Final Approval	\$11,804,707	\$750,000	-	30	48	\$11.00	2/24/2022
Please & Thank You, LLC		KS BTC	JEFFERSON	E	Final Approval	\$5,496	\$3,500	-	12	1	\$15.00	6/30/2022
Prairie Farms Dairy, Inc.	✓	KBI	PULASKI	E	Final Approval	\$10,422,070	\$150,000	-	118	10	\$17.41	10/28/2021
Pratt Paper (3.0) LLC		KEIA	HENDERSON	N	Final Approval	\$400,000,000	\$3,500,000	-	NA	NA	\$29.96	7/29/2021
Premium Delivery, Inc.		KS BTC	JEFFERSON	E	Final Approval	\$57,981	\$7,000	-	12	2	\$17.00	12/9/2021
Puja Mohan, Inc.		KS BTC	WARREN	E	Final Approval	\$29,778	\$17,500	-	NA	5	\$13.00	10/28/2021
Pure Blue Pools, LLC		KS BTC	BOONE	E	Final Approval	\$33,830	\$24,500	-	10	7	\$22.86	12/9/2021
Quantum Ink Company		KS BTC	JEFFERSON	E	Final Approval	\$38,698	\$10,500	-	29	3	\$18.77	9/30/2021
Rad Accessories, LLC		KS BTC	MARSHALL	E	Final Approval	\$14,395	\$10,500	-	2	3	\$23.50	12/9/2021
Revolution Physical Therapy, LLC		KS BTC	LAUREL	E	Final Approval	\$3,020	\$3,500	-	6	1	\$21.00	12/9/2021
RFC LLC		KEIA	SHELBY	E	Final Approval	\$34,600,000	\$300,000	-	350	50	\$18.00	10/28/2021

RussTech Administres, Inc.	KSBTC	JEFFERSON	E	Final Approval	\$24,230	\$3,500	-	17	1	\$19.46	6/30/2022
Rut 'N Stru Distillery, LLC	KEIA	SHELBY	E	Final Approval	\$3,361,915	\$50,000	-	NA	1	\$21.50	9/30/2021
S. Rays, Inc.	✓ KBI	SHELBY	E	Final Approval	\$464,300	\$200,000	-	24	38	\$18.53	10/28/2021
Sazerac Distillers, LLC	✓ KBI	DAVIESS	E	Final Approval	\$28,952,292	\$1,000,000	-	404	61	\$27.73	3/31/2022
Sazerac North America, Inc.	✓ KBI	JEFFERSON	E	Final Approval	\$16,407,996	\$750,000	-	84	50	\$39.90	3/31/2022
Service Specialties, LLC	KSBTC	CLARK	E	Final Approval	\$9,882	\$7,000	-	10	2	\$25.00	8/26/2021
Service Specialties, LLC	KSBTC	CLARK	E	Final Approval	\$7,758	\$7,000	-	12	2	\$16.00	3/31/2022
ShellTech, LLC	✓ KBI	PULASKI	N	Final Approval	\$3,489,500	\$800,000	-	NA	50	\$14.00	4/28/2022
Shiny Nickel, LLC	KSBTC	JEFFERSON	E	Final Approval	\$11,621	\$7,000	-	NA	2	\$17.03	2/24/2022
Sister Schubert's Homemade Rolls, Inc.	✓ KBI	HART	E	Final Approval	\$60,705,952	\$2,600,000	-	175	134	\$18.12	8/26/2021
SMS Group Inc.	KEIA	MEADE	N	Final Approval	\$17,800,000	\$700,000	-	NA	NA	\$28.00	8/26/2021
Southern Kentucky Industrial Equipment LLC	KSBTC	PULASKI	E	Final Approval	\$29,399	\$7,000	-	3	2	\$16.50	8/26/2021
STEP CG, LLC	✓ KBI	KENTON	E	Final Approval	\$5,293,930	\$900,000	-	19	83	\$32.24	9/30/2021
Strategic Communications, LLC	KSBTC	JEFFERSON	E	Final Approval	\$20,241	\$17,500	-	22	5	\$26.04	8/26/2021
SubsKY Inc.	KSBTC	WOODFORD	E	Final Approval	\$10,000	\$7,000	-	3	2	\$12.77	10/28/2021
Summers, McClary & Sparks, P.S.C.	KSBTC	FAYETTE	E	Final Approval	\$11,835	\$10,500	-	6	3	\$21.63	12/9/2021
SWS Enterprises, Inc.	KSBTC	FAYETTE	E	Final Approval	\$67,393	\$3,500	-	14	1	\$16.63	1/27/2022
T&L Lawn Care	KSBTC	BOONE	E	Final Approval	\$11,076	\$3,500	-	5	1	\$11.00	2/24/2022
Takigawa Corporation America	✓ KBI	NELSON	N	Final Approval	\$45,927,000	\$2,000,000	-	NA	180	\$29.50	1/27/2022
Taylor Communications, Inc.	KEIA	HARDIN	E	Final Approval	\$18,800,000	\$70,000	-	85	28	\$20.39	12/9/2021
Technical Horizons, PLLC	KSBTC	FAYETTE	E	Final Approval	\$11,343	\$10,500	-	6	3	\$35.58	12/9/2021
Tellennium, Inc.	KSBTC	BULLITT	E	Final Approval	\$7,341	\$7,000	-	37	2	\$42.86	12/9/2021
The Bardstown Bourbon Company, LLC	KEIA	NELSON	E	Final Approval	\$8,816,225	\$100,000	-	102	NA	\$37.11	12/9/2021
The Bardstown Bourbon Company, LLC	KBI	NELSON	N	Final Approval	\$14,777,330	\$430,000	-	58	25	\$28.00	4/28/2022
The Bardstown Bourbon Company, LLC	KEIA	NELSON	E	Final Approval	\$28,704,836	\$250,000	-	105	29	\$38.09	3/31/2022
The Candleberry Company	KEIA	FRANKLIN	R	Final Approval	\$5,280,000	\$100,000	-	27	10	\$15.00	12/9/2021
The Kentucky Life, Inc	KSBTC	FAYETTE	E	Final Approval	\$13,790	\$13,700	-	5	4	\$33.35	2/24/2022
The Recon Group LLP dba GoTRG LLP	✓ KBI	FRANKLIN	E	Final Approval	\$1,475,000	\$800,000	-	31	90	\$14.10	12/9/2021
The Speech Path PLLC	KSBTC	MADISON	E	Final Approval	\$10,509	\$10,500	-	3	3	\$25.25	4/28/2022
The Thomas Firm, PLLC	KSBTC	JEFFERSON	E	Final Approval	\$14,848	\$14,000	-	7	4	\$22.98	7/29/2021
The Thomas Firm, PLLC	KSBTC	JEFFERSON	E	Final Approval	\$15,278	\$10,500	-	11	3	\$21.45	12/9/2021
Thompson Plumbing, LLC	KSBTC	MARSHALL	E	Final Approval	\$41,830	\$10,500	-	2	3	\$26.29	12/9/2021
TPG Plastics LLC	✓ KBI	CALLOWAY	N	Final Approval	\$23,108,786	\$1,000,000	-	NA	75	\$20.00	8/26/2021
Traugher Mechanical Services, Inc.	KSBTC	SIMPSON	E	Final Approval	\$20,700	\$14,000	-	38	4	\$20.59	12/9/2021
Trellis Loop	KEIA	BOONE	N	Final	\$74,002,425	\$250,000	-	NA	125	\$35.00	1/27/2022

Florence I, LLC				Approval								
Tudor's East New Circle, LLC	KS BTC	FAYETTE	E	Final Approval	\$78,975	\$24,500	-	NA	7	\$18.78	6/30/2022	
Tyson Processing Services, Inc.	KEIA	WARREN	N	Final Approval	\$355,186,923	\$3,000,000	-	NA	451	\$21.45	10/28/2021	
Union Underwear Company dba Fruit of the Loom	KEIA	WARREN		Final Approval	\$19,378,320	\$250,000	-	871	50	\$17.00	7/29/2021	
United Systems & Software, Inc.	✓ KBI	MARSHALL	N	Final Approval	\$5,562,808	\$1,000,000	-	33	50	\$25.00	9/30/2021	
Universal Piping Industries, LLC	KEIA	SCOTT	N	Final Approval	\$12,760,800	\$350,000	-	53	25	\$29.00	12/9/2021	
Vantage Engineering PLC	KS BTC	MERCER	E	Final Approval	\$8,345	\$7,000	-	6	2	\$21.58	12/9/2021	
VjWinTech Window & Door, Inc.	✓ KBI	MCCRACKEN	E	Final Approval	\$10,000,000	\$500,000	-	246	40	\$13.46	12/9/2021	
Volta Electric, LLC	KS BTC	BOONE	E	Final Approval	\$32,386	\$7,000	-	8	2	\$15.60	12/9/2021	
Volta Inc.	KS BTC	FRANKLIN	E	Final Approval	\$36,666	\$10,500	-	25	3	\$27.36	8/26/2021	
Volta Inc.	KS BTC	FRANKLIN	E	Final Approval	\$5,123	\$3,500	-	28	1	\$21.63	12/9/2021	
Wake Cumberland Watersports LLC	KS BTC	PULASKI	E	Final Approval	\$15,080	\$10,500	-	NA	3	\$15.14	12/9/2021	
Walmart Inc.	✓ KBI	BULLITT	N	Final Approval	\$41,300,000	\$3,000,000	-	NA	400	\$14.00	8/26/2021	
Wastequip, LLC	✓ KBI	MONTGOMERY	N	Final Approval	\$7,283,020	\$1,900,000	-	NA	100	\$20.79	12/9/2021	
West Sixth Brewing Company, LLC	KS BTC	FAYETTE	E	Final Approval	\$129,031	\$14,000	-	29	4	\$18.03	8/26/2021	
Whitlock, CPA, PLLC	KS BTC	GRAVES	E	Final Approval	\$5,720	\$3,500	-	6	1	\$15.00	2/24/2022	
Wieland North American Recycling, LLC	LDB	SHELBY	N	Final Approval	\$250,000,000	-	\$500,000	NA	225	NA	3/31/2022	
Wilde Brands, Inc.	✓ KBI	CLARK	N	Final Approval	\$10,686,000	\$509,000	-	NA	50	\$17.00	6/30/2022	
Wilder Iron Works LLC	KS BTC	CAMPBELL	E	Final Approval	\$17,350	\$7,000	-	3	2	\$15.00	8/26/2021	
Willow Hill Supply, LLC	KS BTC	CLARK	E	Final Approval	\$67,996	\$17,500	-	2	5	\$13.70	9/30/2021	
Winner's Circle Painting, LLC	KS BTC	JESSAMINE	E	Final Approval	\$19,700	\$10,500	-	20	3	\$20.00	12/9/2021	
Xooker, LLC	✓ KBI	FAYETTE	N	Final Approval	\$2,858,200	\$1,000,000	-	6	100	\$24.50	9/30/2021	
Zschimmer & Schwarz Interpolymer Inc.	KEIA	JEFFERSON	E	Final Approval	\$9,500,000	\$125,000	-	18	21	\$40.00	3/31/2022	

Facility Details:

 : Link to the Kentucky Business & Industry Information System (KBIS), providing details on a recipient's facility, including employment data when available.

Programs:

HTP:	High-Tech Investment / Construction Pools	KIRA:	Kentucky Industrial Revitalization Act
EDB:	Economic Development Bonds	KJDA:	Kentucky Jobs Development Act
IEIA:	Incentives for Energy Independence Act	KJRA:	Kentucky Jobs Retention Act
KBI:	Kentucky Business Investment Program	KRA:	Kentucky Reinvestment Act
KEDFA:	Direct Loan and Small Business Loan Program	KREDA:	Kentucky Rural Economic Development Act
KEIA:	Kentucky Enterprise Initiative Act	KS BTC:	Kentucky Small Business Tax Credit
KEOZ:	Kentucky Economic Opportunity Zone	LGEDF:	Local Government Economic Development Fund
KESA:	Kentucky Environmental Stewardship Act	LINE ITEM:	General Assembly Line Item Project
KIDA:	Kentucky Industrial Development Act		

Project Type:

E = Expansion
N = New Location
R = Relocation

Incentive Status:

Prelim Approval: Project has received preliminary approval. This status only applies to the following programs: KBI, KIDA, KREDA, KJDA, KIRA, KJRA, KESA, KEOZ, KRA, IEIA and BSSC Tax Credits.

Final Approval: Project has received either its only approval or final approval (when two approvals are required) and begins the monitoring period.

Inactive: Agreement has concluded and the project is no longer eligible for incentives.

Disclaimer: Incentive information provided in the Kentucky Financial Incentives Project Database (the Database) pertains to all projects approved for incentives by either the Kentucky Economic Development Finance Authority (KEDFA) or the Bluegrass State Skills Corporation (BSSC), which are active as of January 1, 2008 through the present. Active projects are those that have received preliminary or final approval and are being monitored for compliance. Projects that were active as of January 1, 2008, but have become inactive since that date will also be included in the Database.

Project information contained in the database is based on estimates and projections provided by the incentive recipients prior to project completion. While recipients are required to meet statutory minimum standards for jobs and wages (KRS Chapter 154), they are not always legally bound to meet their own projections, which often far exceed the statutory minimums. Recipient projections and estimates are neither confirmed nor updated in this database during the life of the project. The project status is subject to change during the life of the project based upon actions of KEDFA/BSSC or the recipient.

The information provided in the Database is believed to be accurate, but is not warranted and is for informational purposes only. While all attempts are made to insure the correctness and accuracy of information in this database and to make corrections brought to our attention, no representation or guarantee, expressed or implied, is made as to the accuracy of the information presented. The Kentucky Cabinet for Economic Development assumes no liability for the accuracy of the information contained in this database.

